



UNITED STATES ENVIRONMENTAL PROTECTION AGENCY
WASHINGTON, D.C. 20460

OCT -6 2003

OFFICE OF
PREVENTION, PESTICIDES AND
TOXIC SUBSTANCES

Ms. Sheila R. Kendrick
The Scotts Company
14111 Scottslawn Road
Marysville, OH 43041

Dear Ms. Kendrick:

Subject: Scotts Halts
EPA Registration Number 538-192
Application dated September 19, 2003


The labeling referred to above, submitted in connection with registration under the Federal Insecticide, Fungicide, and Rodenticide Act as amended is acceptable, provided you make the following changes before you release the product for shipment.

1. Remove "highly" from under Claims Regarding "What it does":
"Highly effective pre-emergent control of crabgrass, foxtail, spurge, oxalis and other grassy and broadleaf weeds. Remove "highly" also from the Optional Back Panel Claims.
2. Remove the following sentences from under Precautionary Statements and place under "General Precautions and Restrictions section: "Do not contaminate feed or foodstuffs." "Do not graze treated areas." "Do not feed clippings to livestock."
3. Add the following in a box called "User Safety Recommendations":
"Wash hands before eating, drinking, chewing gum, using tobacco or using the toilet. Users should remove clothing immediately if pesticide gets inside. Then wash thoroughly and put on clean clothing."
4. Add Application rate to both options in Directions for Use.
5. Add "Maximum application rate of 2.0 lbs active ingredient per acre."
6. Revise Environmental Hazards statement to:
"This pesticide is toxic to fish. Runoff from treated areas may be hazardous to aquatic organisms in neighboring areas. Do not apply directly to water, or to areas where surface water is present or to intertidal areas below the mean high water mark. Do not contaminate water when disposing of equipment washwaters."

7. It is recommended that you provide a toll free emergency contact number under the First Aid statements.
8. Remove "wash after handling" from Precautionary Statements.

Submit three (3) copies of final printed labeling incorporating the above changes before you release the product for shipment. Amended labeling will supercede all previously accepted ones. A stamped copy of labeling is enclosed for your records.

Sincerely,



James A. Tompkins, haj
Product Manager 25
Herbicide Branch
Registration Division (7505C)

Pending EPA Approval



EPA #538-192



FRONT

(Scotts)

Halts®

(NOTE: The description above will be inverted)

XXXXX

(ILLUST)

TREATS XX,XXX SQ FT

SCOTT'S®
HALTS®
BRAND
Crabgrass Preventer

OPTIONAL BRANDING

Crabgrass Preventer
Grassy Weed Preventer

OPITONAL FRONT PANEL CLAIMS

[Claims regarding "What it is..."]

- Prevents crabgrass
- Apply in early spring for season-long prevention
- Treats up to 5,000 sq. ft.

[Claims regarding "What it does..."]

- Prevent crabgrass all season long
- A complete crabgrass barrier all season long
- Stops crabgrass before it sprouts
- Delivers pre- and early post-emergent crabgrass control
- Highly effective pre-emergent control of crabgrass, foxtail, spurge, oxalis and other grassy and broadleaf weeds
- Prevents crabgrass all season-long
- Single application prevents crabgrass all season-long
- Stops crabgrass before it starts
- Early post-emergent control extends application window
- Halts forms a barrier in the soil which prevents crabgrass, foxtail, spurge, barnyardgrass, fall panicum, goosegrass, purslane and oxalis (common yellow woodsorrel) from sprouting and appearing above ground level.
- Stops crabgrass, foxtail, spurge and 6 other problem weeds before they start
- Prevents crabgrass and other weeds in dormant lawns

[Claims regarding the fertilizer properties]

- Contains no fertilizer
- Can be applied alone, or in conjunction with other lawn products
- Prevents crabgrass without a fertilizer application
- Prevents crabgrass without promoting grass growth

ACCEPTED
with COMMENTS
in EPA Letter Dated
OCT 6 2003
Under the Federal Insecticide,
Fungicide, and Rodenticide Act
as amended, for the pesticide
registered under EPA Reg. No.
538-192



Pending EPA Approval

SCOTTS®
No-Quibble
Guarantee®
SEE BACK FOR DETAILS

NET WEIGHT XX LBS

KEEP OUT OF REACH OF CHILDREN
CAUTION

See back for additional precautionary statements.

ACTIVE INGREDIENT:

| | |
|------------------------|---------------|
| Pendimethalin†..... | 1.71% |
| OTHER INGREDIENTS..... | 98.29% |
| | Total 100.00% |

†CAS# 40487-42-1

Gussets

XXXXX (Scotts®)

SCOTTS®
No-Quibble
Guarantee
SEE BACK FOR DETAILS

(Name)
Treats XX,XXX Square Feet
Stock Number

BACK

PULL TAB
and remove for
pour spout
(ILLUS.)

XXXXX
XM
TREATS XX,XXX SQ FT

PROOF OF
PURCHASE

Easy
Open PULL HERE -

Cut Here To Open
(Scissors Illust)

OPTIONAL BACK PANEL CLAIMS

“Scotts [to be named] provides a simple, easy to use answer for the toughest lawn problems. Their highly effective ingredients treat the lawn and control the problem. Scotts [to be named] [contains no fertilizer and] can be used alone, or with other products to solve your lawn problems.”

Scotts [to be named] provides a simple, easy to use answer for the toughest lawn problems. Halts forms a barrier in the soil to prevent crabgrass, foxtail, spurge, barnyardgrass, fall panicum, goosegrass, and oxalis from sprouting and appearing above ground level. It [contains no fertilizer and] can be used alone, or with other products to solve your lawn problems.

OR

Scotts LawnCare Tips

The best weed prevention begins with a complete lawn care program. Tips for a weed-free lawn:


- 1) Feeding your lawn regularly using Scotts Annual Lawn Care Program to help it crowd out weeds and make it difficult for them to establish.
- 2) Mow your lawn at the recommended height. Mowing too short weakens the lawn and allows sun to reach weed seeds.
- 3) Make sure the lawn receives 1-inch per week of water. Weeds thrive in drought conditions, and steal water and nutrients from the grass.

Prevents germination of

- Barnyardgrass
- Corn Speedwell
- Chickweed
- Crabgrass
- Fall panicum
- Foxtail
- Henbit
- Goosegrass
- Oxalis (common yellow woodsorrel)
- Poa annua*
- Purslane
- Spurge

What to expect

- Scotts® HALTS® forms a barrier in the soil to prevent the emergence crabgrass all season-long.
- This product controls crabgrass within a few weeks of germination [-or- in its early stages of growth]. This product does not control mature crabgrass and other existing weeds.
- Growing [-or- Established/Mature/Visible] broadleaf weeds, such as dandelions, can be controlled with products like Scotts Turf Builder with Plus 2 Weed Control.



6/11

Pending EPA Approval

NOTE TO PM: OPTION #1 DIRECTIONS FOR USE

Directions for use

It is a violation of federal law to use this product in a manner inconsistent with its labeling

Where to use

- For use on all lawns and grass types **except dichondra or bentgrass lawns.**

When to use

- Apply in early spring before crabgrass germinates in your area.
- Apply in the fall to prevent moss (except California) or germination of *Poa annua*, henbit, corn speedwell and chickweed.
- Apply when the grass blades are dry.
- **When crabgrass germinates [-or- When to Apply]**
[Optional Crabgrass Germination Map]
[NOTE TO PM: APPLICATION DATES ARE FOR PLACEMENT ONLY AND WILL BE PROVIDED WITH FINAL PRINTED LABEL SUBMISSION]
 - January 10 - March 10
 - March 11 – March 30
 - April 1 – April 20
 - April 21 – May 10
 - May 11 – May 30

With other products

- Does not interfere with the performance of other lawn products such as fertilizers, weed controls and insect controls.
- Allow at least one week before applying other products to the lawn.

With new lawns or seeding

- Do not use on newly seeded lawns until after the fourth mowing. On newly sprigged areas, wait five months before applying.
- Do not plant grass seed for four growing months or sprig for five months after use of this product.

Reapplication

- For areas where crabgrass germinates between January through March (see map [Note to PM: this reference will only be made when map is included]), reapply after 8 weeks for best results.
- For goosegrass control, repeat application in 8 weeks
- Do not apply this product more than twice annually. Allow at least a two month interval between applications.

Reentry

For best results, avoid disturbing particles by keeping children and pets off of treated area until product has been watered-in per instructions and foliage is dry.

Instructions

1. When to Mow

- If grass is tall enough to touch bottom of the spreader, mow before application.
- Mow tall grass a day or two before application.

2. How to apply

Apply with a drop or rotary spreader when the grass blades are dry. Do not apply by hand or hand-held spreader. For best results, use a Scotts Spreader

Pending EPA Approval

3. Set spreader
4. Fill spreader
 - Fill spreader over bare ground or hard surface.
 - Sweep or brush any particles off of hard surfaces and apply on lawn or dispose of properly.
5. Apply Product
 - Apply one or two header strips, then apply product in longest direction of lawn.
 - Shut off spreader each time you reach the header strip, or stop.
 - **This product can cause staining**
 - Do not apply to cement, stone, clothing or shoes.
 - If contact occurs, brush off particles to prevent staining.
6. Watering
 - It is not necessary to water-in immediately after application. For best results, lightly water the lawn to rinse particles from grass blades (up to ¼ to ½-inch) within 2 to 3-days after application.
 - Rain, snow or freezing weather after application will not affect product performance
7. What to Avoid

Avoid heavy raking or aeration of the soil for 4-months after application to prevent disturbing the crabgrass barrier.

| |
|-------------------------------------|
| NOTE TO PM: END OF OPTION #1 |
|-------------------------------------|

8/11

Pending EPA Approval

NOTE TO PM: OPTION #2 DIRECTIONS FOR USE

Directions for Use

It is a violation of federal law to use this product in a manner inconsistent with its labeling


- **Do not use on dichondra or bentgrass lawns.**
- In early spring, apply when lawn is dry to prevent germination of crabgrass, foxtail, spurge, barnyardgrass, fall panicum, goosegrass*, and oxalis (common woodsorrel):
 - o [Apply] before March 1 in southern California. For best results on thin lawns apply by mid-February.
 - o [Apply] before mid-March in northern California.
 - o [Apply in] early Spring (up to time dandelions are in puffball stage) in all other states.

*for goosegrass control, repeat application in 8 weeks.

- Rain, snow or freezing weather after application will not affect the performance of this product.
- Apply in the fall (August-October), to prevent moss (except in California), or to prevent germination of *Poa annua* henbit, corn speedwell and chickweed.
- This product controls crabgrass in its early stages of growth. This product does not control mature crabgrass and other existing weeds. Growing [-or- Established/Mature] broadleaf weeds can be killed with Scotts® Turf Builder® with Plus 2® Weed Control.
- Don't use on newly seeded grass lawns until after the fourth mowing. On newly sprigged areas, wait 5 months before application.
- Don't plant grass seed for four growing months or sprig an area for 5 months after use of this product.
- Don't apply more frequently than twice a year. Allow at least a two month interval between applications.
- Don't rake or aerify after application, as the Halts® chemical barrier in the soil will be disturbed.

Note: Do not apply material to cement, stone, clothing or shoes. If contact occurs, brush off particles to prevent staining. If necessary, rinse off with water.

NOTE TO PM: END OF OPTION #2



Pending EPA Approval

[Note to PM: Application rate is 1.50 lb ai/acre of pendimethalin.]

Spreader Setting

For best results, use a Scotts® Spreader and mow lawn before applying product

Spreading Tips

Apply header strips. Then apply product in longest direction of lawn.

[ART]

| Spreader Settings | | Directions |
|---|---|---|
| Scotts AccuGreen® Drop Spreaders | X | Mow lawn first; apply 2 header strips; apply longest direction of lawn, overlapping wheel marks |
| Scotts PrecisionGreen® | X | Mow lawn first; apply 2 header strips; apply longest direction of lawn, overlapping wheel marks |
| Scotts SpeedyGreen® & EdgeGuard™ Rotary Spreaders | X | Make each pass about 5 feet from previous pass to overlap spread width. |
| Additional Spreader settings: | | |
| EZ Drop, Republic (#530) | X | |
| EZ Broadcast, Republic (#540) (5' width) | X | |
| Scotts Broadcast Tractor Spreader | X | |

(Non-Scotts spreader settings are approximate. You may need to adjust for proper coverage.)

-OR-

| Spreader | Setting Covers x,xxx sq. ft. | Coverage Tip |
|--|---------------------------------|--|
| Rotary Spreaders | | |
| Scotts SpeedyGreen® (1000, 2000, 3000 series) & EdgeGuard™ | X | Make each pass about 5 feet from the previous pass. |
| Scotts EasyGreen® | X | Make each pass about 30 inches from the previous pass. |
| Scotts Tractor | X | |
| Drop Spreaders | | |
| Scotts Accugreen® (1000, 2000, 3000 series) | X | Overlap wheel marks to ensure uniform coverage. |
| Scotts PrecisionGreen® | X | |

KEEP OUT OF REACH OF CHILDREN

CAUTION

PRECAUTIONARY STATEMENTS

HAZARDS TO HUMANS AND DOMESTIC ANIMALS

CAUTION: Causes eye irritation. Avoid contact with eyes, skin or clothing. Wash after handling. May be harmful if swallowed. Avoid inhalation. Do not contaminate feed or foodstuffs. Do not graze treated areas. Do not feed clippings to livestock.

FIRST AID

If in eyes: Hold eye open and rinse slowly and gently with water for 15-20 minutes. Remove contact lenses, if present, after first 5 minutes, then continue rinsing eye.

If on skin or clothing: Take off contaminated clothing. Rinse skin immediately with plenty of water for 15-20 minutes.

Pending EPA Approval


If swallowed: Call A poison control center or doctor immediately for treatment advice. Have person sip a glass of water if able to swallow. Do not induce vomiting unless told to do so by a poison control center or doctor. Do not give anything by mouth to an unconscious person.

If inhaled: Move person to fresh air. If person is not breathing, call 911 or an ambulance, then give artificial respiration, preferably by mouth-to-mouth, if possible.

Call a poison control center or doctor for treatment advice. Have the product container or label with you when calling poison control center or doctor, or going for treatment.

ENVIRONMENTAL HAZARDS

This pesticide is toxic to fish. Do not apply directly to water. Runoff from treated areas may be hazardous to aquatic organisms in neighboring areas. Do not contaminate water by cleaning of equipment or disposal of wastes. In case of spills, either collect for use or dispose of properly.



Pending EPA Approval

STORAGE & DISPOSAL

Storage: Store in a clean, dry place. Reseal opened bag by folding top down and securing.

Disposal: IF EMPTY: Do not reuse this container. Place in trash or offer for recycling if available.

IF PARTLY FILLED: Call your local solid waste agency or 1-800-CLEANUP for disposal instructions. Never place unused product down any indoor or outdoor drain.

Product of U.S.A.

EPA Reg. No. 538-192

EPA Est. Nos. 538-OH-1(S), 8378-IN-1(K)

Superscript used is first letter of run code on end of container.

Scotts No-Quibble Guarantee®

If for any reason you, the consumer, are not satisfied with results after using the product, you are entitled to get your money back. Simply send us evidence of purchase and we will mail you a refund check promptly.

Dedicated To A Beautiful World™

Trusted by generations of homeowners, Scotts is dedicated to helping you enhance and protect the natural beauty of your home environment
Scotts®

Questions / Information

Consumer Helpline

1-800-543-TURF(8873)

Visit our website

www.scotts.com

[Illus]SMG listed NYSE

The Scotts Company

14111 Scottslawn Rd.

Marysville, OH 43041

©2003, The Scotts Company. World rights reserved.

