

538-192

03/10/1998

1/7

Please read instructions on reverse before completing form.

Form Approved. OMB No. 2070-0060. Approval expires 05-31-98

EPA

United States
Environmental Protection Agency
Washington, DC 20460

- Registration
- Amendment
- Other

OPP Identifier Number

Application for Pesticide - Section I

| | | |
|---|---|---|
| 1. Company/Product Number 538-192 | 2. EPA Product Manager Philip Errico | 3. Proposed Classification <input type="checkbox"/> None <input type="checkbox"/> Restricted |
| 4. Company/Product (Name) Halts® | PM# PM-25 | |
| 5. Name and Address of Applicant (Include ZIP Code) The Scotts Company 14111 Scottslawn Road Marysville, OH 43041 <input type="checkbox"/> Check if this is a new address | 6. Expedited Review. In accordance with FIFRA Section 3(c)(3)(b)(I), my product is similar or identical in composition and labeling to: EPA Reg. No. _____ Product Name _____ | |

Section II

NOTIFICATION

| | |
|---|---|
| <input type="checkbox"/> Amendment - Explain below. Resubmission in response to Agency letter dated XX-XX-XX | <input type="checkbox"/> Final printed labels in response to Agency letter dated XX-XX-XX <input type="checkbox"/> "Me Too" Application <input type="checkbox"/> Other - Explain below. |
| <input checked="" type="checkbox"/> Notification - Explain below. | |

MAR 10 1998

Explanation: Use additional page(s) if necessary. (For section I and Section II.)

NOTIFICATION of adding pests, and change in packaging per PR Notice 95-2 and minor label revisions per 40 CFR 152.46(see attached letter)

Section III

| | | | | | |
|---|--|---|---|--|---|
| 1. Material This Product Will Be Packaged In: | | | | 2. Type of Container | |
| Child-Resistant Packaging <input type="checkbox"/> Yes* <input checked="" type="checkbox"/> No | Unit Packaging <input type="checkbox"/> Yes <input checked="" type="checkbox"/> No | Water Soluble Packaging <input type="checkbox"/> Yes <input checked="" type="checkbox"/> No | | <input type="checkbox"/> Metal | <input checked="" type="checkbox"/> Plastic |
| *Certification must submitted | | If "Yes" Unit Packaging wgt. No. per Container | If "Yes" Package wgt. No. per Container | <input type="checkbox"/> Glass | <input type="checkbox"/> Paper |
| | | | | <input type="checkbox"/> Other (Specify) | |
| 3. Location of Net Contents Information <input type="checkbox"/> Label <input checked="" type="checkbox"/> Container | | 4. Size(s) Retail Container 10.06 lb | | 5. Location of Label Directions <input checked="" type="checkbox"/> On Label <input type="checkbox"/> On Labeling accompanying product | |
| 6. Manner in Which Label is Affixed to Product <input checked="" type="checkbox"/> Lithograph <input type="checkbox"/> Other <input type="checkbox"/> Paper glued <input type="checkbox"/> Stenciled | | | | | |

Section IV

| | | |
|--|--|---|
| 1. Contact Point (Complete items directly below for identification of individual to be contacted, if necessary, to process this application.) | | |
| Name Chris J. Wible | Title Senior Regulatory Specialist | Telephone No. (Include Area Code) (937) 644-7214 |
| I certify that the statements I have made on this form and all attachments thereto are true, accurate and complete. I acknowledge that any knowingly false or misleading statement may be punishable by fine or imprisonment or both under applicable law. | | Date Application Received (Stamped) |
| 2. Signature | 3. Title Senior Regulatory Specialist | |
| 4. Typed Name Chris J. Wible | 5. Date February 20, 1998 | |

The Scotts Company

and Subsidiaries



February 20, 1998

NOTIFICATION

Mr. Philip Errico, PM-25
 Registration Division, H7505C
 Office of Pesticide Programs
 Environmental Protection Agency
 401 M Street, SW
 Washington, DC 20460

Subject: Halts®
EPA Reg. No.: 538-192

NOTIFICATION of adding pests and change in packaging per PR Notice 95-2 and minor label revisions per 40 CFR 152.46

Mr. Errico:

Attached are two copies of the final printed label for the subject product with the following revisions clearly marked to facilitate your review. We are Notifying the Agency per PR Notice 95-2 of the following two changes:

1. We have changed the type packaging from multi-layered kraft paper to HDPE plastic packaging and added the statement "Cut Here To Open" to the top of the back panel.
2. We have added the pest "moss" to the list of pests controlled and revised the following statement to include the added pest (language identical to EPA Reg. No. 538-190).
 Statement revised from:
 "Do apply this product in August to September to prevent germination of *Poa annua* and chickweed"
To read:
 "Apply in the fall (August -October), after temperatures have cooled and rains have begun, to prevent moss (except in California) from becoming established during winter or next spring, or to prevent germination of *Poa annua* and chickweed."

Additionally, we are Notifying the Agency per 49 CFR 152.46 of the following minor label revisions.

1. We have added the following front panel claim. This marketing claim has been previously approved and currently appears on EPA Reg No 538-190, et. al.
 "Scotts Exclusive: The most effective crabgrass, foxtail and spurge preventer you can buy"
2. We have revised the front panel claim "Stops problem weeds before they start" to read:
 "Kills common weeds before they sprout"


3. We have added reference to our toll free helpline and website to the back panel as follows:
 - “Questions, Comments, Information
 - Call Scotts’ toll-free Consumer Helpline: 1-800-543-TURF
 - “*Lawn Success Made Easy*” Visit Scotts’ website at www.scottslawn.com”
4. We have reformatted spreader setting section of the back panel and consolidated the user instructions for proper spreader use (see attached label).

Enclosed please find two copies of the final printed label. If you have any questions concerning this Notification please contact me at (937) 644-7214.

Respectfully,

THE SCOTTS COMPANY


BY:


Chris J. Wible
Senior Regulatory Specialist

Treats 5,000 square feet

HALTS Crabgrass Preventer

Scotts



43802
6

CUT HERE TO OPEN



HALTS Crabgrass Preventer

Directions for use

It is a violation of federal law to use this product in a manner inconsistent with its labeling.

DO apply when lawn is dry.

DO apply, to prevent germination of crabgrass, foxtail, spurge, barnyardgrass, fall pennycress, goosegrass*, oxalis (common yellow woodsorrel):

- before March 1 in southern California. For best results on thin lawns apply by mid-February.
- before mid-March in northern California.
- early Spring (up to time dandelions are in puffball stage) in all other states.

* for goosegrass control, repeat application in 3 weeks.

Rain, snow or freezing weather after application will not affect the performance of this product.

Apply in the fall (August-October), after temperatures have cooled and fall rains have begun, to prevent moss (except in California) from becoming established during winter or next spring, or to prevent germination of *Poa annua* and chickweed.

TIPS ON SPREADING WITH SCOTTS SPREADERS

Scotts Drop:

- First apply two header strips
- Operate spreader the longest way of the lawn
- Overlap wheels to insure complete weed control
- Shut off spreader when you have reached the header strips or anytime you stop
- Mow lawn first if grass is tall enough to touch the bottom of spreader

EasyGrease Rotary:

- Slide shut-off lever to the right. Application automatically starts and stops when you do
- Avoid misses by making each pass about 30 inches from the previous one so some overlapping occurs

SpeedyGrease Rotary:

- Shut off spreader anytime you stop
- Avoid misses by making each pass about 5 feet from the previous one so some overlapping occurs

DON'T use this product on dichondra or bentgrass lawns.

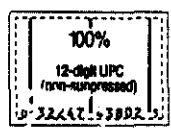
DON'T use this product to control dandelions or any other weeds already sprouted and actively growing.

DON'T use on newly seeded grass lawns until after the fourth mowing. On newly sprayed areas, wait 5 months before application.

DON'T plant grass seed for four growing months after use of this product.

DON'T apply more frequently than twice yearly. Allow at least a month interval between applications (except for goosegrass control).

DON'T rake or earth after application, as the Halts chemical barrier in the soil



Scotts No-Quibble Guarantee*
If for any reason you are not satisfied with results after using this product, you are entitled to get your money back. Simply send us evidence of purchase and we will mail you a refund check promptly.

Scotts...the lawn people
Maryville, Ohio 43041

©1997, The Scotts Company. All rights reserved in USA.

Stops Crabgrass, Foxtail, Spurge and 6 other problem weeds before they start



Spreading Tips

For best results, use a Scotts spreader

| SPREADER SETTINGS | DIRECTIONS |
|-------------------------------------|--|
| Scotts Drop Spreaders 3 1/4 | Mow lawn first; apply 2 header strips; apply longest direction of lawn, overlapping wheel marks. |
| Scotts EasyGrease Rotary 24 | Make each pass about 30 inches from previous pass to overlap spread width. |
| Scotts SpeedyGrease Rotary 2 | Make each pass about 5 feet from previous pass to overlap spread width. |

Additional Spreader Settings

| | |
|------------------------------|-------|
| EZ Drop, Republic (#530) | 6 1/2 |
| Red Devil Drop (#FH-32) | 8 |
| Red Devil Rotary (#SB-50) | 7 |
| Quaker Drop (Model #10850) | 6 |
| Quaker Rotary (Model #10300) | 4 3/4 |



(Non-Scotts spreader settings are approximates. You may need to adjust for proper coverage.)

KEEP OUT OF REACH OF CHILDREN

CAUTION

PRECAUTIONARY STATEMENTS

Hazards to Humans and Domestic Animals: CAUTION, causes eye irritation. Avoid contact with eyes, skin, or clothing. In case of contact, immediately flush eyes or skin with plenty of water. Get medical attention if irritation persists. Wash after handling. May be harmful if swallowed. Avoid inhalation. Do not contaminate feed or foodstuffs. Do not graze treated areas. Do not feed clippings to livestock.

Environmental Hazards: This pesticide is toxic to fish. Do not apply directly to water. Runoff from treated areas may be hazardous to aquatic organisms in neighboring areas. Do not contaminate water by cleaning of equipment or disposal of wastes. In case of spills, either collect for use or dispose of properly.

STORAGE: Store in a clean, dry place. Reseal opened bag by folding top down and securing.

PESTICIDE DISPOSAL: Securely wrap original container in several layers of newspaper and discard in trash.


Questions, Comments, Information



Call Scotts' toll-free Consumer Helpline: 1-800-343-TURF



"Lawn Success Made Easy" Visit Scotts' website at www.scottslawn.com



Scotts

HALTS Crabgrass Preventer

Treats 5,000 square feet

43802
6


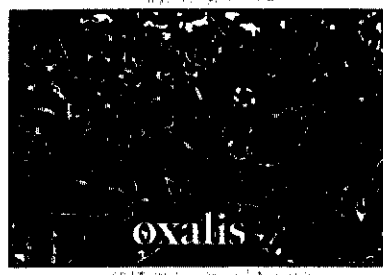

Treats 5,000 square feet

Scotts

Halts

BRAND
crabgrass preventer

Scotts
Halts
crabgrass preventer
Treats 5,000 sq. ft.



Stops crabgrass, foxtail, spurge
and 6 other problem weeds before they start - see timing on other side.
Not for use on dichondra or bentgrass lawns.

Net Weight 10.06 LBS. (4.56 kg)


KEEP OUT OF REACH OF CHILDREN
CAUTION
PRECAUTIONARY STATEMENTS
MANTENER FUERA DEL ALCANCE DE LOS NIÑOS
PRECAUCION
Ver el reverso para precauciones adicionales
Hazards to Humans and Domestic Animals: CAUTION, causes eye irritation. Avoid contact with eyes, skin, or clothing. In case of contact, immediately flush eyes or skin with plenty of water. Get medical attention if irritation persists. Wash after handling. May be harmful if swallowed. Avoid inhalation. Do not contaminate feed or food stuffs. Do not graze treated areas. Do not feed clippings to livestock.
Environmental Hazards: This pesticide is toxic to fish. Do not apply directly to water. Runoff from treated areas may be hazardous to aquatic organisms in neighboring areas. Do not contaminate water by cleaning of equipment or disposal of wastes. In case of spills, either collect for use or dispose of properly.

STORAGE: Store in a clean, dry place. Re seal opened bag by folding top down and securing.
PESTICIDE DISPOSAL: Securely wrap original container in several layers of newspaper and discard in trash.
CONTAINER DISPOSAL: Do not reuse bag. Discard bag in trash.
ACTIVE INGREDIENT:
Pendimethalin, N-(1-Ethylpropyl)-
3,4-dimethyl-2, 6-dinitrobenzenamine 1.71%
INERT INGREDIENTS: 98.29%
Total 100.00%

EPA Reg. No. 538-192
Product of U.S.A.
Subscript used is first letter of run code on end of container.
*Licensed under one or more of the following U.S. patents:
3,920,742; 4,066,441.
Distributed by:
The Scotts Company
14111 Scottslawn Road
Marysville, Ohio 43041
©1995, The Scotts Company. World rights reserved.



43802
2



Treats 5,000 sq. ft.

Scotts Halts

crabgrass preventer

Stops crabgrass, foxtail, spurge and 6 other problem weeds before they start.

Directions for use

It is a violation of federal law to use this product in a manner inconsistent with its labeling. DO apply when lawn is dry.

DO apply to prevent germination of crabgrass, foxtail, spurge, barnyardgrass, fall panicum, goosegrass, oxalis (common yellow woodsorrel):

- before March 1 in southern California. For best results on thin lawns apply by mid-February.

- before mid-March in northern California.
- early Spring (up to time dandelions are in puffball stage) in all other states.

* for goosegrass control, repeat application in 8 weeks.

Rain, snow or freezing weather after application will not affect the performance of this product.

DO apply in August or September to prevent germination of *Rta annua* and chickweed.

Scotts Spreader Settings

| Drop Spreaders | EasyGreen® Rotary Spreader | SpeedyGreen® Rotary Spreader |
|----------------|----------------------------|------------------------------|
| 3 1/4 | 24 1/4 | 2 1/2 |

Additional Spreader Settings:

| | |
|------------------------------|-------|
| EZ Drop, Republic (#330) | 6 1/2 |
| Red Devil Drop (#FH-22) | 8 |
| Red Devil Rotary (#SB-90) | 7 |
| Quaker Drop (Model #10050) | 6 |
| Quaker Rotary (Model #10501) | 4 3/4 |

(Non-Scotts spreader settings are approximate. You may need to adjust for proper coverage.)


TIPS ON SPREADING WITH SCOTTS SPREADERS

Scotts Drop

- First apply two header strips
- Operate spreader the longest way of the lawn
- Overlap wheels to insure complete weed control
- Shut off spreader when you have reached the header strips or anytime you stop
- Mow lawn first if grass is tall enough to touch the bottom of spreader

EasyGreen® Rotary

- Slide shut-off lever to the right. Application automatically starts and stops when you do
- Avoid misses by making each pass about 30 inches from the previous one so some overlapping occurs



SpeedyGreen® Rotary

- Shut off spreader anytime you stop
- Avoid misses by making each pass about 5 feet from the previous one so some overlapping occurs

DONT use this product on dichondra or bentgrass lawns.

DONT use this product to control dandelions or any other weeds already sprouted and actively growing.

DONT use on newly seeded grass lawns (until after the fourth mowing. On newly sprigged areas, wait 5 months before application.

DONT plant grass seed for four growing months after use of this product.

DONT apply more frequently than twice yearly. Allow at least a month interval between applications (except for goosegrass control).

DONT rake or aerify after application, as the Halts® chemical barrier in the soil will be disturbed.

NOTE: Do not apply material to cement, stone, clothing or shoes. If contact occurs, brush off particles to prevent staining. If necessary, rinse off with water.

Scotts No-Quibble Guarantee

If for any reason you are not satisfied with results after using this product, you are entitled to get your money back. Simply send us evidence of purchase, and we will mail you a refund check promptly.

Scotts ...the lawn people
Marysville, Ohio 43041

HALTS 8M 43802-2



PROOF OF PURCHASE



0 32247 43802 5

43802

2

MANTENGASE FUERA DEL ALCANCE DE LOS NIÑOS

PRECAUCION

CONSEJOS PARA TOMAR PRECAUCIONES

Evitar el contacto con la piel, los ojos, la boca o la ropa. En caso de contacto, lave las áreas de la piel inmediatamente con abundante agua. Obtenga atención médica si la irritación persiste. Lávese después de la manipulación. Puede ser nocivo si se ingiere. Evite inhalarlo. No consuma el alimento para ganado ni los productos alimenticios. No deje que los animales pasten en las áreas tratadas. No de la huerba comida al ganado.

Evitar el contacto con el medio ambiente: este pesticida es tóxico para los peces. No lo aplique directamente al agua. El agua que se escurre de las áreas tratadas puede ser tóxica para los organismos acuáticos de las áreas circundantes. No contamine el agua al limpiar el equipo o eliminar los desperdicios. En caso de derrames, revólvelos para usarlos o eliminarlos de manera adecuada.

ALMACENAMIENTO: guárdelo en un lugar limpio y seco. Vuelva a cerrar la bolsa abierta doblando la parte superior y anudándola.

ELIMINACION DEL PESTICIDA: envuelva el contenedor original en varias hojas de papel de periódico y tirelo a un basurero.

ELIMINACION DEL ENVASE: no vuelva a usar la bolsa. Tirela en el basurero.

Instrucciones para el uso

El uso de este producto de una manera no consistente con las instrucciones de la etiqueta se considera una violación de las leyes federales.

APLIQUELO cuando el jardín esté seco.

APLIQUELO para evitar la germinación del jarrachuelo, el rabo de zorra, el cartago, la barnyardgrass, el millo común de otoño, la goosegrass®, la acedilla (cederilla amarilla común):

- antes del 1 de marzo en el sur de California. Para obtener los mejores resultados en jardines poco poblados, aplíquelo a mediados de febrero.
- antes de mediados de marzo en el norte de California.
- a principios de la primavera (hasta el momento en que el diente de león se encuentre en bijones) en los demás estados.

* para el control de la goosegrass, repita la aplicación después de 8 semanas.

La lluvia, la nieve o las heladas después de la aplicación no tendrán ningún efecto sobre los buenos resultados de este producto.

APLIQUELO en agosto o septiembre para evitar la germinación de la *Poa annua* y del álamo.

| | |
|---|--------|
| Gradaciones de los esparcidores de Scotts | |
| Esparcidor por paños de Scotts | 3 1/4 |
| Esparcidor rotatorio EasyGreen® de Scotts | 24 1/4 |
| Esparcidor rotatorio SpeedyGreen® de Scotts | 2 1/2 |

CONSEJOS PARA LA APLICACION CON ESPARCIDORES DE SCOTTS

- Por procedimiento de Scotts:
- Aplique primero dos tiras de guía
 - Aplique con el esparcidor World dín
 - Traslape las manijas de las ruedas para garantizar un control completo de las malas hierbas
 - Apague el esparcidor cuando alcance las tiras de guía o cuando se detenga
 - Cierre primero la huerba del jardín si en lo suficientemente alta como para tejer el fondo del esparcidor

Rotatorio EasyGreen®:

- Mueva la palanca de cierre hacia la derecha. La aplicación se inicia y se detiene automáticamente cuando usted lo haga
- Para una cobertura completa, haga cada pasada a unas 30 pulgadas (a 76 cm) de la pasada anterior para que se traslapen

Rotatorio SpeedyGreen®:

- Apague el esparcidor cada vez que usted se detenga
- Para una cobertura completa, haga cada pasada a unas 5 pies (a 1 m y 1/2) de la pasada anterior para que se traslapen.

NO use este producto para jardines con dichondra o bentgrass (Agosto).

NO use este producto para controlar el diente de león o cualquier otra mala hierba ya brotada y creciendo activamente. NO use sobre los jardines recién sembrados hasta después de la cuarta siega. En las áreas recién plantadas con retoños, espere 5 meses antes de la aplicación.

NO plante semillas de hierba durante cuatro meses de crecimiento después de haber usado este producto.

NO lo aplique con más frecuencia de dos veces al año. Permita por lo menos un mes de intervalo entre las aplicaciones (excepto para controlar goosegrass).

NO rastrear ni afeer después de la aplicación, ya que la barrera química de Halts® en el suelo se verá afectada.

NOTA: no aplique el material sobre cemento, piedra, ropa ni zapatos. Si ocurre el contacto, quite las partículas con un cepillo para evitar las manchas. Si es necesario, enjuague con agua.