

538-190

1/18/2013

1/25



UNITED STATES ENVIRONMENTAL PROTECTION AGENCY
WASHINGTON, D.C. 20460

OFFICE OF CHEMICAL SAFETY
AND POLLUTION PREVENTION

JAN 18 2013

Jessica McLaughlin
The Scotts Company
14111 Scottslawn Road
Maryville, OH 43041

Subject: Notification per PR Notice 98-10 – Additional Marketing Claims
TURF BUILDER PLUS HALTS FOR LAWNS
EPA Reg. No. 538-190
Application Dated – January 3, 2013

Dear Ms. McLaughlin:

The Agency is in receipt of your Application for Pesticide Notification under Pesticide Registration Notice (PRN) 98-10 for the subject product.

The Registration Division (RD) has conducted a review of this request for its applicability under PRN 98-10 and finds that the action requested falls within the scope of PRN 98-10. The claim "new" may be used on the labeling of a product of new composition for a period of 6 months following the date of this letter. The label submitted with the application has been date-stamped "Notification" and will be placed in our records.

If you have any questions regarding this letter, please contact Maggie Rudick at (703) 347-0257 or rudick.maggie@epa.gov.

Sincerely,

A handwritten signature in black ink, appearing to read "Maggie Rudick".

Maggie Rudick
Product Branch 25
Herbicide Branch
Registration Division (7505P)

Please read instructions on reverse before completing form.

Form Approved. OMB No. 2070-0060. Approval expires 05-31-98

EPA	United States Environmental Protection Agency Washington, DC 20460	<input type="checkbox"/> Registration <input type="checkbox"/> Amendment <input checked="" type="checkbox"/> Other	OPP Identifier Number
------------	---------------------------------------------------------------------------------	-----------------------------------------------------------------------------------------------------------------------------------------------	-----------------------

Application for Pesticide - Section I

1. Company/Product Number 538-190	2. EPA Product Manager Kable Davis	3. Proposed Classification <input checked="" type="checkbox"/> None <input type="checkbox"/> Restricted
4. Company/Product (Name) The Scotts Company / Turf Builder Plus Halts for Lawns	PM# 25	
5. Name and Address of Applicant (Include ZIP Code) The Scotts Company 14111 Scottslawn Road Marysville, OH 43041 <input type="checkbox"/> Check if this is a new address	6. Expedited Review. In accordance with FIFRA Section 3(c)(3)(b)(I), my product is similar or identical in composition and labeling to: EPA Reg. No. _____ Product Name _____	

Section II

<input type="checkbox"/> Amendment - Explain below. <input type="checkbox"/> Resubmission in response to Agency letter dated <input checked="" type="checkbox"/> Notification - Explain below.	<input type="checkbox"/> Final printed labels in response to Agency letter dated <input type="checkbox"/> "Me Too" Application <input type="checkbox"/> Other - Explain below.
------------------------------------------------------------------------------------------------------------------------------------------------------------------------------------------------------	--------------------------------------------------------------------------------------------------------------------------------------------------------------------------------------

Certification statement on cover letter

Explanation: Use additional page(s) if necessary. (For section I and Section II.)

Label Notification: Submission of one (1) highlighted copy and one (1) clean copy of labeling being modified to add additional marketing claims per PR Notice 98-10. See attached cover for further details.

Section III

1. Material This Product Will Be Packaged In:					
Child-Resistant Packaging <input type="checkbox"/> Yes* <input type="checkbox"/> No	Unit Packaging <input type="checkbox"/> Yes <input type="checkbox"/> No	Water Soluble Packaging <input type="checkbox"/> Yes <input type="checkbox"/> No	2. Type of Container <input type="checkbox"/> Metal <input type="checkbox"/> Plastic <input type="checkbox"/> Glass <input type="checkbox"/> Paper <input type="checkbox"/> Other (Specify)		
*Certification must be submitted		If "Yes" Unit Packaging wgt.	No. per Container	If "Yes" Package wgt.	No. per Container
3. Location of Net Contents Information <input type="checkbox"/> Label <input type="checkbox"/> Container		4. Size(s) Retail Container		5. Location of Label Directions <input type="checkbox"/> On Label <input type="checkbox"/> On Labeling accompanying product	
6. Manner in Which Label is Affixed to Product <input type="checkbox"/> Lithograph <input type="checkbox"/> Other <input type="checkbox"/> Paper glued <input type="checkbox"/> Stenciled					

Section IV

1. Contact Point (Complete items directly below for identification of individual to be contacted, if necessary, to process this application.)			
Name Jessica McLaughlin	Title Analyst, Regulatory Affairs	Telephone No. (Include Area Code) 937-578-5703	
Certification I certify that the statements I have made on this form and all attachments thereto are true, accurate and complete. I acknowledge that any knowingly false or misleading statement may be punishable by fine or imprisonment or both under applicable law.			6. Date Application Received (Stamped)
2. Signature BY:	3. Title Analyst, Regulatory Affairs		
4. Typed Name Jessica McLaughlin	5. Date January 3, 2013		

3/25



The Scotts Company LLC

and Subsidiaries

January 3, 2013

Kable Davis (PM-25)
Office of Pesticide Programs (7505P)
U.S. Environmental Protection Agency
Document Processing Desk (NOTIF)
Room S-4900, One Potomac Yard
2777 South Crystal Drive
Arlington, VA 22202

Subject: Notification of General Label Revisions per PR Notice 98-10
EPA Reg. No. 538-190 - Turf Builder Plus Halts for Lawns

Dear Mr. Davis,

The Scotts Company (Scotts, EPA Company Number 538) is submitting a revised label for Turf Builder Plus Halts for Lawns, EPA Reg. No. 538-190. The enclosed product label has been updated as follows:

- Addition of two optional marketing claims that are specific to the fertilizer properties of the product
- Correction of typographical errors within existing marketing claims

Enclosed please find the following documents to support this request:

- One (1) copy of Application form (EPA Form No. 8570-1)
- Two (2) copies of the updated Master Label: one (1) with changes highlighted in yellow and one (1) clean copy.

This notification is consistent with the provisions of PR Notice 98-10 and EPA regulations at 40 CFR §152.46, and no other changes have been made to the labeling or the confidential statement of formula of this product. I understand that it is a violation of 18 U.S.C Sec. 1001 to willfully make any false statement to EPA. I further understand that if this notification is not consistent with the terms of PR Notice 98-10 and 40 CFR §152.46, this product may be in violation of FIFRA and I may be subject to enforcement action and penalties under section 12 and 14 of FIFRA.

If you have any questions regarding this submission, please contact me at 937-578-5703.

Best Regards,

Jesscia McLaughlin
Analyst, Regulatory Affairs

Enclosures

NOTIFICATION
JAN 18 2013

14111 Scottslawn Road
Facsimile: 937-644-7075

Marysville, Ohio 43041
Email: Jesscia.McLaughlin@Scotts.com

Direct line: 937-578-5703

.....
.....
.....
.....
.....
.....
.....
.....
.....
.....

1000189462-01 | In Work - 01/14/2013 by Temp 12/03/2, Melissa McClain | Printed on 01/14/2013 - Print

1000189462_914_000_0101916 prodapp3 MMCLA1N1 2013-01-14T09:32:11 0.945

4/25

Note to PM:

Bold, italicized text is information for the reader and is not part of the label.

[Bracketed information is optional.] Text separated by / denotes and/or options.

Underline text is new. -Strike through text is being deleted.

EPA Reg. No. 538-190

**NOTIFICATION
JAN 18 2013**

Turf Builder® Plus Halts® for Lawns

ACTIVE INGREDIENT:

Pendimethalin[†] 1.29%

OTHER INGREDIENTS: 98.71%

Total..... 100.00%

[†CAS #40487-42-1]

KEEP OUT OF REACH OF CHILDREN

CAUTION

See attached / back / side / top / bottom [panel / label / labeling] for additional precautionary statements.

Coverage / Treats / Covers / Feeds / Fertilizes [up to] XX,XXX sq. ft.

[APPLICATION: (See back for details)]


XX-XX-XX (*insert fertilizer N-P-K on FPL*)

NET WEIGHT / WT. 13.35 lb (6.06 kg)

EPA Reg. No.: 538-190

EPA Est. No.: 538-OH-1 (*insert additional EPA Registered Establishments*

[Superscript used is first letter of run code on end of container]



5/25

Note to PM:

EPA Reg. No. 538-190

Bold, italicized text is information for the reader and is not part of the label.

[Bracketed information is optional.] Text separated by / denotes and/or options.

Underline text is new. -Strike through text is being deleted.

Optional Company Identifier [Icon]: Scotts®

Alternate Brand name(s):

- Turf Builder with Halts Crabgrass Preventer
- Super Turf Builder with Halts Crabgrass Preventer
- Step 1 Crabgrass Preventer Plus Lawn Fertilizer
- Turf Builder Lawn Food with Halts Crabgrass Preventer
- Turf Builder Halts Crabgrass Preventer and Lawn Food
- Turf Builder Halts Crabgrass Preventer with Lawn Food
- Turf Builder with Halts Crabgrass Preventer_B
- Turf Builder Lawn Food with Halts Crabgrass Preventer_B
- Turf Builder Halts Crabgrass Preventer and Lawn Food_B
- Vigoro® Crabgrass Preventer & Lawn Fertilizer
- Sta-Green® Crabgrass Preventer & Lawn Fertilizer
- Ace Green Turf® Crabgrass Preventer & Lawn Fertilizer
- Ace Crabgrass Preventer & Lawn Fertilizer
- True Value® Crabgrass Preventer & Lawn Fertilizer
- Green Thumb® Crabgrass Control plus Lawn Fertilizer
- Green Thumb® Crabgrass Preventer & Lawn Fertilizer
- True Value® Green Thumb® Crabgrass Control plus Lawn Fertilizer
- True Value® Green Thumb® Crabgrass Preventer & Lawn Fertilizer
- Step 1 Crabgrass Preventer Plus Lawn Food
- Step 1 Crabgrass Preventer Plus Southern Lawn Food
- Ultra Turf Builder with Halts Crabgrass Preventer
- Turf Builder Ultra with Halts Crabgrass Preventer
- Select Turf Builder with Halts Crabgrass Preventer
- Turf Builder Select with Halts Crabgrass Preventer

Optional Product Descriptors:

Weed and Feed
Crabgrass Preventer

Example Application Rates:

Bag Weight (lbs)	Coverage (sq. ft.)	# AI per acre Pendimethalin	# Product per 1000 sq ft
2.67	1,000	1.5 lbs	2.67
13.35	5,000	1.5 lbs	2.67
26.70	10,000	1.5 lbs	2.67
40.05	15,000	1.5 lbs	2.67

Notes to PM:

- **The appropriate square footage coverage shown as X,XXX throughout the master label is based on package size. It is listed on the ABN final printed labeling.**
- **The appropriate fertilizer ratio shown as X's throughout the master label is listed on the ABN final printed labeling.**
- **The appropriate Net Weight is listed on the ABN final printed labeling**

6/25

Note to PM:

Bold, italicized text is information for the reader and is not part of the label.

[Bracketed information is optional.] Text separated by / denotes and/or options.

Underline text is new. ~~Strike through text is being deleted.~~

[FIRST AID AND ENVIRONMENTAL INFORMATION]

[Keep Out of Reach of Children]

[CAUTION]

PRECAUTIONARY STATEMENTS

HAZARDS TO HUMANS AND DOMESTIC ANIMALS

CAUTION: Harmful if absorbed through the skin. Causes moderate eye irritation. Avoid contact with eyes, skin, or clothing.

USER SAFETY RECOMMENDATIONS

User should wash hands before eating, drinking, chewing gum, using tobacco, or using the toilet. User should remove clothing immediately if pesticide gets inside. Then wash thoroughly and put on clean clothing.

FIRST AID

- If in eyes:** Hold eye open and rinse slowly and gently with water for 15-20 minutes. Remove contact lenses, if present, after first 5 minutes, then continue rinsing eye.
- If on skin or clothing:** Take off contaminated clothing. Rinse skin immediately with plenty of water for 15-20 minutes.
- If swallowed:** Call a poison control center or doctor immediately for treatment advice. Have person sip a glass of water if able to swallow. Do not induce vomiting unless told to do so by a poison control center or doctor. Do not give anything by mouth to an unconscious person.
- If inhaled:** Move person to fresh air. If person is not breathing, call 911 or an ambulance, then give artificial respiration, preferably by mouth-to-mouth, if possible.

Call a poison control center or doctor for treatment advice. Have the product container or label with you when calling poison control center or doctor, or going for treatment. [Call: ***Insert Company Phone Number***]

ENVIRONMENTAL HAZARDS

This pesticide is toxic to fish. Runoff from treated areas may be hazardous to aquatic organisms in neighboring areas. To protect the environment, do not allow pesticide to enter or run off into storm drains, drainage ditches, gutters or surface waters. Applying this product in calm weather when rain is not predicted for the next 24 hours will help to ensure that wind or rain does not blow or wash pesticide off the treatment area. Sweeping any product that lands on a driveway, sidewalk, or street, back onto the treated area of the lawn or garden will help to prevent run off to water bodies or drainage systems. In case of spills, either collect for use or dispose of properly.

[Staining Note: Can cause staining to cement, stone, metallic surfaces (such as automobiles and garden furniture), closing or shoes. If contact occurs, brush off particles to prevent staining and / or unwanted tracking into the house. If necessary, rinse off with water.]

STORAGE AND DISPOSAL

- PESTICIDE STORAGE:** Store in a clean, dry place. Reseal opened bag [by folding top down and securing.]
- PESTICIDE AND CONTAINER DISPOSAL:** Nonrefillable container. Do not reuse or refill this container.
- If empty:** Place in trash or offer for recycling if available. **If partly filled:** Call your local solid waste agency for disposal instructions. Never place unused product down any indoor or outdoor drain.

1000121881-03 | In Work - 01/14/2013 by Temp 12/03/12, Melissa McInain | Printed on 01/14/2013 - Print

1000121881_902_000_030142 prodapp3 MMCLAIN1 2013-01-14T09:32:11 0.945

7/25

Note to PM:

EPA Reg. No. 538-190

Bold, italicized text is information for the reader and is not part of the label.

[Bracketed information is optional.] Text separated by / denotes and/or options.

Underline text is new. ~~Strike through text is being deleted.~~

-BEGIN DIRECTIONS FOR USE-

DIRECTIONS FOR USE

It is a violation of federal law to use this product in a manner inconsistent with its labeling.

DIRECTIONS FOR USE VERSION #1

APPLICATION

Insert Brand Name should be applied when your lawn is dry. It is not necessary to water it in after application. However, for best results the lawn should receive ¼ to ½ inch of water from rainfall or watering within 2-3 days after application.

Apply in early spring before the 3rd or 4th mowing or before temperatures are regularly in the 80s. Rain, snow or freezing weather will not affect the performance of this product.

This product applies 1.5 lbs of pendimethalin per acre [at the regular rate and 1.67 lbs of pendimethalin at the heavy rate.] Do not apply more than twice a year.

Not for use on dichondra or bentgrass lawns

OPTIONAL RATE TO COVER WARM AND COOL SEASON GRASSES

1. For Kentucky bluegrass, fine fescue, tall fescue, perennial ryegrass and blends of these grasses, apply at the REGULAR RATE.
2. For bermudagrass, St. Augustinegrass, bahiagrass, centipedegrass and blends of these grasses, apply at the HEAVY RATE.

END OF OPTIONAL RATE TO COVER WARM AND COOL SEASON GRASSES

OPTIONAL RATE TO COVER SPECIFIC REGIONAL USES

For Kentucky bluegrass, fine fescue, tall fescue, perennial ryegrass, bermudagrass, St. Augustinegrass, bahiagrass, centipedegrass and blends of these grasses, apply at the REGULAR RATE.

END OF OPTIONAL RATE TO COVER SPECIFIC REGIONAL USES

Do not seed or sod for 4 months following application. The **Insert Brand Name** [in the soil] will prevent grass seed from sprouting.

Apply to prevent germination [stop the emergence of] of crabgrass, foxtail, barnyardgrass, fall panicum, spurge* and oxalis (common yellow woodsorrel):

- in early spring (before dandelions reach the puffball stage)
- before March in southern California
- before mid-March in northern California

*For [heavy infestations] – **or** – [control] a repeat treatment is recommended after 6-8 weeks.

Apply in August or September to prevent germination [stop the emergence of] of *Poa annua* and chickweed.

OPTIONAL DIRECTIONS TO ADD TO MOSS CONTROL

Apply in the fall (August-October), after temperatures have cooled and fall rains have begun, to prevent moss (except in California) from becoming established during winter or next spring, or to prevent germination [stop the emergence] of *Poa annua* and chickweed.

[Use Scotts Halts ® (without fertilizer) to prevent goosegrass.]

END OF OPTIONAL DIRECTIONS FOR MOSS CONTROL

1000121881-03 | In Work - 01/14/2013 by Temp 12/03/12, Melissa Mcclain | Printed on 01/14/2013 - Print

1000121881_000_0301d2 prodapp3 MMCLAIN1 2013-01-14T09:32:11 0.945

8/25

Note to PM:

Bold, italicized text is information for the reader and is not part of the label.

[Bracketed information is optional.] Text separated by / denotes and/or options.

Underline text is new. ~~Strike through text is being deleted.~~

[Except for heavy infestations of spurge, allow at least a 4 month interval between applications of this product.]

Do not enter or allow others to enter the treated area until dust has settled.

Do not apply this product in a way that will contact any person or pet, either directly or through drift. Keep people and pets out of the area during application.

Important: Do not rake or aerify for 4 months after application to avoid disturbing the layer of soil to which The ***Insert Brand Name*** was applied.

SEEDING / SODDING / SPRIGGING

Please do not apply to newly seeded or sodded areas until after the fourth mowing. On newly sprigged areas, wait 5 months before application.

[ACTIVELY GROWING CRABGRASS / MOSS]

This product controls crabgrass in its early stages of growth. This product does not control mature crabgrass and other existing weeds. You can kill broadleaf weeds with [Scotts Turf Builder with Plus 2] / ***Insert Brand Name***.

END OF DIRECTIONS FOR USE VERSION #1

DIRECTIONS FOR USE VERSION #2

Insert Brand Name should be applied when your lawn is dry. It is not necessary to water this product in after application. However, for best results the lawn should receive ¼ to ½ inch of water from rainfall or watering within 2-3 days after application.

Apply in early spring before the third or fourth mowing or before temperatures are regularly in the 80's (before dandelions reach the puffball stage). Rain, snow, or freezing weather will not affect the performance of this product.

Do not seed or sod for 4 months following application. The ***Insert Brand Name*** [in the soil] will prevent grass seed from sprouting.

Not for use on dichondra or bentgrass lawns.

[Allow at least 6 weeks between applications of this product and Treatment TWO [the next application of a fertilizer product]]

Important: Do not rake or aerify for 4 months after application to avoid disturbing the layer of soil to which The ***Insert Brand Name*** was applied.

SEEDING / SODDING / SPRIGGING

Do not apply to newly seeded or sodded areas until after the fourth mowing. On newly sprigged areas, wait 5 months before application.

[Actively growing crabgrass / moss]

This product controls crabgrass in its early stages of growth. This product does not control mature crabgrass and other existing weeds. You can kill broadleaf weeds with [Scotts Turf Builder with Plus 2] / ***Insert Brand Name***.

Do not enter or allow others to enter the treated area until dust has settled. Do not apply this product in a way that will contact any person or pet, either directly or through drift. Keep people and pets out of the area during application.

Note to PM:

EPA Reg. No. 538-190

9/25

Bold, italicized text is information for the reader and is not part of the label.

[Bracketed information is optional.] Text separated by / denotes and/or options.

Underline text is new. ~~Strike through text is being deleted.~~

This product applies 1.5 lbs of pendimethalin per acre [at the regular rate and 1.67 lbs of pendimethalin at the heavy rate]. Do not apply more than twice a year.

[Prevents *Insert any or all weeds listed on approved weed list*]

END OF DIRECTIONS FOR USE VERSION #2

DIRECTIONS FOR USE VERSION #3

HOW AND WHEN TO APPLY

Apply *Insert Brand Name* in early spring to prevent crabgrass and other weeds from germinating [to stop the sprouting of crabgrass and other weeds.]

APPLICATION

Insert Brand Name should be applied when your lawn is dry. It is not necessary to water it in after application. However, for best results the lawn should receive ¼ to ½ inch of water from rainfall or watering within 2-3 days after application. Apply in early spring before the 3rd or 4th mowing or before temperatures are regularly in the 80s. Rain, snow or freezing weather will not affect the performance of this product.

OPTIONAL RATE TO COVER WARM AND COOL SEASON GRASSES

- For Kentucky bluegrass, fine fescue, tall fescue, perennial ryegrass and blends of these grasses, apply at the REGULAR RATE.
- For bermudagrass, St. Augustinegrass, bahiagrass, centipedegrass and blends of these grasses, apply at the HEAVY RATE.

END OF OPTIONAL RATE TO COVER WARM AND COOL SEASON GRASSES

OPTIONAL RATE TO COVER SPECIFIC REGIONAL USES

For Kentucky bluegrass, fine fescue, tall fescue, perennial ryegrass, bermudagrass, St. Augustinegrass, bahiagrass, centipedegrass and blends of these grasses, apply at the REGULAR RATE.

END OF OPTIONAL RATE TO COVER SPECIFIC REGIONAL USES

- This product applies 1.5 lbs of pendimethalin per acre [at the regular rate and 1.67 lbs of pendimethalin at the heavy rate.] Do not apply more than twice a year.
- Apply to prevent germination [stop the emergence of] of crabgrass, foxtail, barnyardgrass, fall panicum, spurge* and oxalis (common yellow woodsorrel):
- in early spring (before dandelions reach the puffball stage)
- before March in southern California
- before mid-March in northern California

*For [heavy infestations] – **or** – [control] a repeat treatment is recommended after 6-8 weeks.

Apply in August or September to prevent germination [stop the emergence of] of *Poa annua* and chickweed

USE PRECAUTIONS

Do not seed or sod for 4 months following application. The *Insert Brand Name* [in the soil] will prevent grass seed from sprouting.

Not for use on dichondra or bentgrass lawns.

[Except for heavy infestations of spurge, allow at least a 4-month interval between applications of this product.]

Do not enter or allow others to enter the treated area until dust has settled. Do not apply this product in a way that will contact any person or pet, either directly or through drift. Keep people and pets out of the area during application.

IMPORTANT: Do not rake or aerify for 4 months after application to avoid disturbing the layer of soil to which The *Insert Brand Name* was applied.

SEEDING / SODDING / SPRIGGING

00538-00190.20130103.NOTIF

1000121881-03 | In Work - 01/14/2013 by Temp 12/03/2, Melissa McInain | Printed on 01/14/2013 - Print

1000121881_902_000_030103 prodapp3 MMCLAIN1 2013-01-14T09:32:11 0.945

10/25

Note to PM:

Bold, italicized text is information for the reader and is not part of the label.

[Bracketed information is optional.] Text separated by / denotes and/or options.

Underline text is new. ~~Strike through text is being deleted.~~

Please do not apply to newly seeded or sodded areas until after the fourth mowing. On newly sprigged areas, wait 5 months before application.

[ACTIVELY GROWING CRABGRASS / MOSS]

This product controls crabgrass in its early stages of growth. This product does not control mature crabgrass and other existing weeds. You can kill broadleaf weeds with [Scotts Turf Builder with Plus 2] / **Insert Brand Name.**

END OF DIRECTIONS FOR USE VERSION #3

DIRECTIONS FOR USE VERSION #4

1. To prevent the germination [sprouting] of crabgrass, foxtail, barnyardgrass, fall panicum, spurge* and oxalis (common yellow woodsorrel), apply to dry foliage in the early spring:
 - before dandelions reach the puffball stage
 - before the third or fourth mowing
 - before temperatures regularly reach the 80s
 - before March in southern California; or
 - before mid-March in northern California
2. Set spreader to the setting indicated by the chart on the right before applying
3. It is not necessary to water it in after application. However, for best results the lawn should receive ¼ to ½ inch of water from rainfall or watering within 2-3 days after application.

*For [heavy infestations] – **or** – [control] a repeat treatment is recommended after 6-8 weeks. Apply in August or September to prevent germination [stop the emergence of] of *Poa annua* and chickweed

For areas with moss problems, such as Pacific Northwest, **Insert Brand Name** can be applied to lawns in the fall to prevent moss from growing.

This product applies 1.5 lbs of pendimethalin per acre [at the regular rate and 1.67 lbs of pendimethalin at the heavy rate.] Do not apply more than twice a year.

What to Avoid

- Do not seed or sod for 4 months following application. [**Optional - Insert Brand Name** [in the soil] will prevent grass seed from sprouting.]
- Do not rake or aerify for 4 months after application to avoid disturbing the layer of soil to which The **Insert Brand Name** was applied.
- Do not apply to newly seeded or sodded areas until after the fourth mowing. On newly sprigged areas, wait 5 months before applying the product.
- Do not apply to dichondra or bentgrass lawns.
- [Except for heavy infestations of spurge, allow at least a 4-months interval between applications of this product.]
- Do not enter or allow others to enter the treated are until dust has settled.
- Do not apply this product in a way that will contact any person or pet, either directly or through drift.
- Keep people and pets out of the area during application.

[Actively growing crabgrass / moss]

This product controls crabgrass in its early stages of growth. This product does not control mature crabgrass and other existing weeds. You can kill broadleaf weeds with [Scotts Turf Builder with Plus 2] / **Insert Brand Name.**

END OF DIRECTIONS FOR USE VERSION #4

DIRECTIONS FOR USE VERSION #5

This product applies 1.5 lbs of pendimethalin per acre. Do not apply more than twice a year.

Insert Company Name – Quick Start Guide

1000121881-03 | In Work - 01/14/2013 by Temp 12/03/2, Melissa McInain | Printed on 01/14/2013 - Print

1000121881_902_000_0301012 prodapp3 MMCLAIN1 2013-01-14T09:32:11 0.945

Note to PM:

11/25

Bold, italicized text is information for the reader and is not part of the label.

[Bracketed information is optional.] Text separated by / denotes and/or options.

Underline text is new. -Strike through text is being deleted.

[You're just three / four / a few [simple / easy] steps away from a beautiful **Insert Company Name** lawn!]

[**Icon** – Spreader / Dial]

[1.] Fill & Set Spreader

[**Insert Company Name**] Broadcast / Rotary Spreaders [x]

[**Insert Company Name**] Drop Spreaders [x]

[This package applies 2.67 pounds of product per 1000 sq ft] [Covers 5,000 sq ft]

[**Insert Company Name** products are designed to work with **Insert Company Name** spreaders / applicators]

[Use [only] with [**Insert Company Name**] spreaders / applicators]

[For additional spreader settings, [please] call **Insert Company Phone Number**]

[**Icon** – Spreader / Lawn]

[2.] Apply

Apply in early spring, before the 3rd or 4th mowing. Apply when lawn is dry and before temperatures are regularly in the 80s.

[For even application walk at a steady pace slightly overlapping each pass.]

Insert Company Name drop spreaders – Align hopper arrow with previous wheel track.

Insert Company Name broadcast / rotary spreaders – Line up each pass approximately 5 ft. from wheel track.

[**Icon** – Broom]

[3.] Clean-Up

Sweeping product from hard surfaces onto the lawn keeps [product] – **or** – [valuable feeding nutrients] on the grass.

[**Icon** – Lower legs stepping onto grass]

[4.] You're Done! What's next?

Do not enter or allow others to enter the treated area until dust has settled. Do not apply this product in a way that will contact any person or pet, either directly or through drift.

Keep people and pets out of the area during application.

Questions? [call] [now] **Insert Company Phone Number** [**Icon** – phone]

Insert Company Website [**Icon** – computer mouse]

Other things you should know

[Prevents **Insert any or all weeds listed on approved weed list**]

For best results the lawn should receive ¼ to ½ inch of water from rainfall or watering within 2-3 days after application.

[Rain, snow or freezing weather will not affect the performance of this product.]

Not for use on dichondra or bentgrass lawns.

This product controls crabgrass in its early stages of growth. It does not control mature crabgrass and other existing weeds. [You can control broadleaf weeds with [Scotts Turf Builder with Plus 2] / **Insert Brand Name**]

Important: Do not rake or aerify for 4 months after application to avoid disturbing the layer of soil to which The **Insert Brand Name** was applied.

Seeding / Sodding / Sprigging

Do not seed or sod for 4 months following application. [The **Insert Brand Name** [in the soil] will prevent grass seed from sprouting.]

Do not apply to newly seeded or sodded areas until after the 4th mowing. On newly sprigged areas, wait 5 months before application.

END OF DIRECTIONS FOR USE VERSION #5

-END DIRECTIONS FOR USE-

1000121881-03 | In Work - 01/14/2013 by Temp 12/03/2. Melissa McIain | Printed on 01/14/2013 - Print

1000121881_902_000_0301.d2 prodapp3 MMCLAIN1 2013-01-14 10:32:11 0.945

12/25

Note to PM:

EPA Reg. No. 538-190

Bold, italicized text is information for the reader and is not part of the label.
[Bracketed information is optional.] Text separated by / denotes and/or options.
Underline text is new. ~~Strike through text is being deleted.~~

Guaranteed Analysis

Insert Product Name	Insert N-P-K	Insert FL Fert. ID
Total nitrogen (N)		XX%
XX% ammoniacal nitrogen		
XX% urea nitrogen**		
XX% [other] water insoluble nitrogen		
XX% water insoluble nitrogen		
Available phosphate (P ₂ O ₅).....		XX%
Soluble potash (K ₂ O)		XX%
Sulfur (S)		XX%
XX% combined sulfur (S)		

Derived from: ***insert ingredients as required to comply with State fertilizer regulations***

Chlorine, not more than.....XX%

** Contains XX% slowly available ***insert source of slowly available nitrogen consistent with State fertilizer regulations.***

[Florida Annual Fertilizer Applications

On centipede lawns, do not exceed rate of 2 lbs. of Nitrogen per 1,000 sq. ft. in the north and 3 lbs. of Nitrogen per 1,000 sq. ft. in the central and south. On Bahia lawns, do not exceed rate of 3 lbs. of Nitrogen per 1,000 sq. ft. in the north.]

[North Florida is north of Ocala. Central Florida is defined as south of Ocala to a line extending from Vero Beach to Tampa. South Florida includes the remaining southern portion of the state.]

[Information regarding the content and levels of metals in this product is available on the internet at <http://www.regulatory-info-sc.com> – **or** – <http://www.aapfco.org/metals>]

Note to PM: Product applies 1.50 lb ai / acre at the Regular Rate and 1.67 lb ai / acre at the Heavy Rate. At the rate of 2.67 lb of product per 1000 sq ft, the application is at the regular rate of 1.50 ai / acre. The following are optional formats to present spreader setting information. Appropriate spreader settings, spreader brand names and coverage will be inserted on Final Printed Label.

SPREADER SETTING INFORMATION

- Spreader Settings
- How to Apply
- Spreading Tips
- This package applies 2.67 pounds of product per 1000 sq ft
- For best results, [always] use a Scotts spreader
- Non-Scotts spreader settings are approximate
- You may need to adjust for proper coverage
- Apply header strips
- Then apply in the longest direction of lawn
- Spreading Tips
- Shut off spreader or stop each time you reach a header strip
- **REGULAR RATE:** For Kentucky bluegrass, fine and tall fescue, perennial ryegrass, buffalograss and blends of these grasses
- **HEAVY RATE:** For bermudagrass, St. Augustinegrass, bahiagrass, centipedegrass and blends of these grasses
- For even application walk at a steady pace slightly overlapping each pass

00538-00190.20130103.NOTIF

1000121881-03 | In Work - 01/14/2013 by Temp 12/03/2, Melissa McClain | Printed on 01/14/2013 - Print

1000121881_902_000_0301d12 prodapp3 MIMCLAIN1 2013-01-14T09:32:11 0.945

13/25

Note to PM:

Bold, italicized text is information for the reader and is not part of the label.

[Bracketed information is optional.] Text separated by / denotes and/or options.

Underline text is new. ~~Strike through text is being deleted.~~

- For additional spreader settings, please call **Insert Company Phone Number**
- **Icon** – Broadcast / Rotary spreader
- **Icon** – Drop spreader

SPREADER SETTINGS CHART VERSION #1

[Insert Company Name] Spreader Settings	Insert Brand Name of Drop Spreader	Insert Brand Name of Rotary Spreader
REGULAR RATE: (treats / covers 5,000 sq ft)	XX	XX
HEAVY RATE: (treats / covers 4,500 sq ft)	XX	XX
Note to PM: Optional specific regional rate *In California, apply at the 5,000 sq. ft. rate only	XX	XX

Additional Spreader Settings

Insert Any Additional Spreader with Appropriate Settings

END OF SPREADER SETTINGS CHART VERSION #1

SPREADER SETTINGS CHART VERSION #2

Insert Brand Name of Drop Spreader – Mow lawn first if grass is tall enough to touch the bottom of the spreader. First apply two header strips. Then operate spreader the longest way of the lawn. Overlap wheel marks to insure uniform feeding. Shut off spreader when you have reached the header strips or stopped.

[Scotts EasyGreen™ Rotary: Slide shutoff lever to the right; application automatically starts and stops when you do. For complete coverage make each pass about 30 inches from the previous one so some overlapping occurs.]

Insert Brand Name of Rotary Spreader – Shutoff spreader anytime you stop. For complete coverage make each pass about 5 feet from the previous one, so some overlapping occurs. Avoid applying this product on flowers, vegetables and shrub plantings.

END OF SPREADER SETTINGS CHART VERSION #2

SPREADER SETTINGS CHART VERSION #3

	REGULAR RATE covers 5,000 sq. ft.	HEAVY RATE covers 4,500 sq. ft.	DIRECTIONS
Insert Brand Name of Drop Spreader	X	X	Mow lawn first; apply 2 header strips; apply longest direction of lawn, overlapping wheel marks
Insert Brand Name of Rotary Spreader	X	X	Make each pass about 5 feet from previous pass to overlap spread width.
[Scotts EasyGreen® Rotary	X	X	Make each pass about XX inches from previous pass to overlap spread width.]

1000121881-03 | In Work - 01/14/2013 by Temp 12/03/2, Melissa McInain | Printed on 01/14/2013 - Print

1000121881_902_000_030103 prodapp3 MMCLAIN1 2013-01-14T09:32:11 0.945

14/25

Note to PM:

Bold, italicized text is information for the reader and is not part of the label.

[Bracketed information is optional.] Text separated by / denotes and/or options.

Underline text is new. ~~Strike through text is being deleted.~~

END OF SPREADER SETTINGS CHART VERSION #3

SPREADER SETTINGS CHART VERSION #4

	Regular Rate covers 5,000 sq ft	Heavy Rate covers 4,500 sq ft
[Insert Company Name] Rotary Spreaders		
Each pass should be within the distance indicated below to ensure an overlap		
Insert Brand Name of Rotary Spreader (passes within 5 feet of each other)	X	X
[Insert Company Name] Drop Spreaders		
Make sure spreader wheel completely overlaps previous wheel marks		
Insert Brand Name of Drop Spreader	X	X

END OF SPREADER SETTINGS CHART VERSION #4

SPREADER SETTINGS CHART VERSION #5

	Regular Rate Covers 5,000 sq ft	Heavy Rate Covers 4,500 sq ft	Width of Coverage
Insert Brand Name of Drop Spreader	X	X	X
Insert Brand Name of Rotary Spreader	X	X	X
Insert Brand Name of Broadcast Tractor	X	X	X

END OF SPREADER SETTINGS CHART VERSION #5

SPREADER SETTINGS CHART VERSION #6

[[Insert Company Name] Broadcast / Rotary Spreaders]

[Directions] [Each pass should be within 5 feet of each other to ensure an overlap.]

[Insert Brand Name of Broadcast / Rotary Spreaders].....XX]

[Scotts EasyGreenXX]

[Directions] [Each pass should be within 30 inches of each other to ensure overlap.]

[[Insert Company Name] Drop Spreaders]

[Directions] [Make sure spreader wheel completely overlaps previous wheel marks.]

[Insert Brand Name of Drop Spreaders].....X:]

END OF SPREADER SETTINGS CHART VERSION #6

1000121881-03 | In Work - 01/14/2013 by Temp 12/03/2, Melissa McInain | Printed on 01/14/2013 - Print

1000121881_902_000_0301a12_prodapp3_MMCLAIN1 2013-01-14T08:32:11 0.945

15/25

Note to PM:

Bold, italicized text is information for the reader and is not part of the label.
[Bracketed information is optional.] Text separated by / denotes and/or options.
Underline text is new. ~~Strike through text is being deleted.~~

EPA Reg. No. 538-190

SPREADER SETTINGS CHART VERSION #7

[***Insert Company Name***] Broadcast / Rotary Spreaders X
Line up each pass approximately 5 ft. from wheel track
[***Insert Brand Name of Broadcast / Rotary Spreaders***]


[Scotts EasyGreen X
Each pass should be within 30 inches of each other to ensure an overlap]

[***Insert Company Name***] Drop Spreaders X
Align hopper arrow with previous wheel track
[***Insert Brand Name of Drop Spreaders***]

END OF SPREADER SETTINGS CHART VERSION #7

OPTIONAL TEXT AND CLAIMS

**Appropriate formula and company specific information will be
inserted on Final Printed Label to replace "X"**



16/25

Note to PM:

Bold, italicized text is information for the reader and is not part of the label.
[Bracketed information is optional.] Text separated by / denotes and/or options.
Underline text is new. ~~Strike-through text is being deleted.~~

GENERAL CLAIMS

- Key Product Facts
- How to Apply
- The Ultra Turf Builder Advantage
- The Turf Builder Ultra Advantage
- The Select Turf Builder Advantage
- The Turf Builder Select Advantage
- A Scotts® Lawn Pro® Product
- Apply in early spring
- Apply anytime February through April
- Apply in Early / Late Spring: Feb / March / April / May
- Available only at authorized Lawn Pro® stores / dealers / retailers
- Apply after winter when grass is growing
- Apply early in the spring for season-long prevention
- Apply in early spring when grass is growing
- Apply in Early Spring: February – April - or – FEB / MAR / APR
- Experience / Get the Scotts Advantage™
- Formulated for the home environment
- [Results] Backed by Scotts No-Quibble Guarantee
- Lawn Success Made Easy
- [Scotts] Lawn Pro [Product] – [Available only at authorized Scotts Lawn Pro retailers]
- Contact us – Consumer Helpline **Insert Phone Number**
- **[Insert Brand Name Guarantee]** [When you chose **Insert Brand Name** products, you can be assured of high quality and performance in you lawn [and garden]. If for any reason you are not completely satisfied with this product, we will refund your money. Please send proof of purchase and original register receipt to our address. We will promptly send you a refund check
- Works the first time or your money back! [**Icon**]
- Beautiful Lawns Since 1924
- Join the **Insert Company Name** Garden Club – For more great tips and offers. **Insert Company Website**
- **Insert Brand Name** Promise Satisfaction Guaranteed
- The **Insert Brand Name** Promise is in Every Bag
- [The **Insert brand name** Promise] If this product, when used for its intended purpose, fails to give you complete satisfaction, return the item to the Ace Hardware store where purchased for free replacement of the same or similar item
- Guaranteed results

FERTILIZER CLAIMS

- Feeds grass for a healthier / greener lawn
- Feeds grass to give you a healthier / greener lawn
- [[X%] More essential nutrients!] [Your lawn requires essential nutrients to thrive] / [Your lawn needs food!] The formula in [**Insert Brand Name**] gives your lawn more essential nutrients than [**Insert Scotts Comparable Product**] for your best lawn ever.
- [**Insert Brand Name**] is formulated [with slow release nitrogen] to provide consistent, long lasting feeding for your best lawn ever
- [Your lawn needs food!] The formula in [**Insert Brand Name**] delivers more greening power / nutrition / nutrients / micronutrients than [**Insert Scotts Comparable Product**] for your best lawn ever
- A thicker, greener lawn – guaranteed!
- Builds stronger, deeper roots for more effective water use
- Builds strong, deep [grass] roots
- Builds Thick, Green Lawns
- Builds thick, green turf from the roots up without burning your lawn
- Contains both readily available nitrogen for quick green up and controlled release nitrogen for uniform growth and extended feeding
- Contains Poly-S™ exclusive controlled release nitrogen

1000121881-03 | In Work - 01/14/2013 by Temp 12/03/2, Melissa McInain | Printed on 01/14/2013 - Print

1000121881_902_000_0301d2_prodapp3 MMCLAIN1 2013-01-14T09:32:11 0.945

17/25

Note to PM:
Bold, italicized text is information for the reader and is not part of the label.
 [Bracketed information is optional.] Text separated by / denotes and/or options.
 Underline text is new. ~~Strike-through text is being deleted.~~

- Extended feeding to green and thicken your lawn through spring and summer
- Feeds [and greens] for [a] fast green up [after winter]
- Feeds and strengthens – helps lawn stand up to heat, drought and wear and tear
- Greens / Feeds – Fast green up after winter
- Helps lawn lock-in / retain / hold moisture / water to protect against heat and drought
- Improves lawn's ability to absorb water and nutrients
- More greening power than (Scotts Brand XXX) – **Note to PM: This claim will be used in reference to other Scotts' products that deliver higher levels of nitrogen.**
- No Filler [Added]
- [Patented] [timed-release / slow release formula] builds greener / thicker / thick / green lawns from the roots up
- Poly-S™ Technology, polymer encapsulated nitrogen
- Provides even greening
- XX% more greening power than (Scotts Brand XXX) – **Note to PM: This claim will be used in reference to other Scotts products that deliver higher levels of nitrogen.**
- Scotts Best fertilizer[s]
- Thicker, greener turf - satisfaction guaranteed
- Thickens grass to crowd out future weeds
- Timed-release / slow release nitrogen won't burn your lawn
- ULTRA GREENING POWER!
- Water Smart [**Icon**] – Makes the most of every drop
- Won't burn lawn(s) – Guaranteed! [**Icon**]
- [Water Quality Matters] thick / healthy lawns help to protect our waterways / water quality / environment / ecosystem by reducing [nutrient / nitrogen] run-off
- Thick / healthy lawns help reduce [nitrogen / nutrient] run-off
- [**Insert Product Name**] includes / contains slow release nitrogen that release gradually over time to help reduce nitrogen run-off [into our waterways] [to protect our / the ecosystem / environment / water quality]
- Well fed lawns [are thicker and] have more / well developed root systems that [better] hold water to help reduce [nitrogen / nutrient] run-off / soil erosion [into our waterways] [vs. an unfed lawn]
- [Scotts / Lawn's] first / 1st feeding for [a] fast green up [after winter]
- Patented MURP® formula for developing thick, green lawns

XX NITROGEN [for color]	XX PHOSPHORUS [for strength]	XX POTASSIUM [for protection]
Essential for plant growth; makes grass green.	Stimulates root growth; helps grass multiply	Makes plant strong; better able to resist drought and extreme heat
or	or	or
Contributes to thicker, greener growth.	Stimulates root growth. Test your soil regularly to see if phosphorus should be applied	Protects turf against disease and drought damage.

CLAIMS SPECIFIC TO PHOSPHORUS-FREE PRODUCT LINE

- Phosphorus-Free Formulation
- Phosphorus-Free Fertilizer
- Scotts® Phosphorus-Free fertilizer provides the best formula for soils already containing a high natural presence of available phosphorus. A soil test can help determine if your soil will support normal turf growth without phosphorus supplement
- Scotts Phosphorus-Free products are formulated with Scotts Poly-S® timed-release fertilizer. The unique Poly-S® coating provides your lawn with uniform growth and an extended feeding for up to two months.

1000121881-03 | In Work - 01/14/2013 by Temp 12/03/2, Melissa McClain | Printed on 01/14/2013 - Print

1000121881_902_000_0301d2_prodapp3 MMCLAIN1 2013-01-14T09:32:11 0.945

18/25

Note to PM:

Bold, italicized text is information for the reader and is not part of the label.

[Bracketed information is optional.] Text separated by / denotes and/or options.

Underline text is new. ~~Strike-through text is being deleted.~~

- Apply Scotts® Phosphorus-Free Fertilizer with Crabgrass Preventer in Early Spring (February to April)
- Apply Scotts® Phosphorus-Free Fertilizer with Weed Control Anytime Broadleaf Weeds are Actively Growing
- Apply Scotts® Phosphorus-Free Fertilizer Anytime

PACKAGING CLAIMS

- [Easy open, easy close]
- [Easy open resealable bag]
- [Reclosable / Resealable bag]
- [Zip [to] close]
- Pull Tab and remove for pour spout
- Pull here [to open]
- Cut here [to open]
- Bonus Pack [size]
- Value Pack [size]
- [Exclusive] Club Pack [size]

WEED CONTROL AND WEED & FEED CLAIMS

- crabgrass preventer plus lawn fertilizer for established lawns
- Apply the first treatment anytime February through April to prevent weeds and to fertilize. Apply the second treatment six to eight weeks later to control weeds and to fertilize through the summer
- Delivers pre and early post-emergent crabgrass control
- Early Season Lawn Fertilizer and Crabgrass Preventer
- Fall applications prevent moss, *Poa annua*, and chickweed
- Gives you a thicker, greener lawn than regular Turf Builder with Halts Crabgrass Preventer
- Highly effective pre-emergent control of crabgrass and other grassy weeds
- Highly effective pre-emergent control of crabgrass, foxtail, spurge, oxalis, and other grassy and broadleaf weeds
- Not for use on dichondra or bentgrass lawns
- Not for newly seeded areas. [* (*See back for appropriate products to use when seeding)]
- Patented Particle™ Technology
- Prevents and controls weeds at the right time
- Prevents crabgrass all season [for up to 4 months]
- Prevents crabgrass all season [for up to 4 months] and feeds grass
- Prevents crabgrass and 8 other problem weeds
- Prevents **insert any weeds from weed list** (and other problem weeds – see back) plus fertilizes
- Prevents Crabgrass from Germinating [sprouting]
- Prevents **insert any weeds from weed list** while greening your lawn without rapid, extreme growth
- Prevents crabgrass, foxtail, oxalis and spurge all season long [for up to 4 months]
- Prevents weeds and fertilizes your lawn
- [Provides] Nutrition + crabgrass fighting power
- Spring applications prevent crabgrass, foxtail, oxalis and spurge
- Stops crabgrass
- Stops crabgrass and other weeds before they sprout and fertilizes your lawn
- Stops crabgrass and other weeds before they sprout and helps make your lawn its thickest, greenest ever
- Stops crabgrass before its starts / sprouts / invades [and protects / prevents all season] [!]
- This simple 2-treatment program eliminates the confusion over what and when to apply for a thick, green, weed-free lawn . . . guaranteed
- These two applications replace three regular applications of fertilizer
- This is the only fertilizer or weed control you will need until fall
- Prevents [nutrient-stealing] **insert any weeds from weed list** [all season] [for up to 4 months] so the grass gets the food / nutrients it needs

1000121881-03 | In Work - 01/14/2013 by Temp 12/03/2, Melissa McLain | Printed on 01/14/2013 - Print

1000121881_902_000_030102 prodapp3 MMCLAIN1 2013-01-14T09:32:11 0.945

19/25

Note to PM:

EPA Reg. No. 538-190

Bold, italicized text is information for the reader and is not part of the label.

[Bracketed information is optional.] Text separated by / denotes and/or options.

Underline text is new. ~~Strike through text is being deleted.~~

LAWNCARE INFORMATION

[Feeding / Lawncare Information]

[Tips for Lawncare Success:]

[Feed Regularly For Your Best Lawn]

[Regular feedings of Scotts Turf Builder will help grow a lawn you and your family can enjoy. Scotts Turf Builder provides the nutrients your lawn needs to look its best and withstand the stresses of weeds, heat, drought and family activity.]

[Mow your lawn high. [A mowing height of 3" / Mowing high] allows the grass to develop a deep root system & helps your lawn use water more effectively.]

[Leave the grass clippings on your lawn. This recycles the plant nutrients back into the soil.]

[Conserve water. Your lawn will begin to wilt when water is needed. As much as possible, take advantage of nature's sprinkler and rely on the rain to water your lawn.] [It's free.]

[One Annual Feeding-Feeding once a year starts the growth process by greening and building new roots.]

[*Icon*]

[2-3 Annual Feedings – Each feeding builds on the last. The roots grow thicker and stronger, and the lawn starts to crowd out weeds.] [*Icon*]

[4 Annual Feedings – The root system is deep and strong and the lawn has more resources to survive stresses.] [*Icon*]

Tips for Lawncare Success:

[*Icon*: *granules falling on grass*] **Feed Regularly**

Regular feedings provide the nutrients your lawn needs to look its best and withstand the stresses of weeds, heat, drought & family activity

[Benefits of Multiple Feedings] / [Feed Regularly]

[*Icon*] **one annual feeding** – [*Icon*] **2-3 annual feedings** – [*Icon*] **4 annual feedings**

[*Icon*: *lawn mower*] **Mow and Leave the Grass Clippings on Your Lawn**

Mowing high allows the grass to develop a deep root system & helps your lawn use water more effectively. Grass clippings recycle the plant nutrients back into the soil.

[*Water Smart*TM *Icon*][*Water Smart Makes The Most Of Every Drop*TM] **Conserve Water**

Well-fed lawns are more efficient at using available water. Feeding with Scotts [fertilizer/lawn food] helps grow a thick lawn with more roots to better absorb water and nutrients than an unfed lawn. This helps protect your lawn against heat drought and other stresses. Remember your lawn will begin to wilt when water is needed. As much as possible take advantage of nature's sprinkler and rely on the rain to water your lawn.

[Logo: Water Smart]

[Well-fed lawns are more efficient at using available water.] Feeding with Scotts® fertilizer / lawn food helps grow a thick lawn with more roots to better absorb water and nutrients than an unfed lawn. This helps protect your lawn against heat, drought and other stresses.

[20% More Nitrogen / Nutrients / Nutrition than regular Turf Builder]

[The Super Turf Builder Advantage - Your lawn requires essential nutrients to thrive. The Super Turf Builder line of fertilizers is exclusively formulated to deliver the most greening power / nutrients / nutrition you can get from Scotts. The special formula in Super Turf Builder with Halts Crabgrass Preventer gives your lawn 20% more nitrogen / nutrition / nutrients than regular Turf Builder with Halts Crabgrass Preventer for your best lawn ever.]

1000121881-03 | In Work - 01/14/2013 by Temp 12/03/2, Melissa McLean | Printed on 01/14/2013 - Print

1000121881_902_000_0301.rtd prodapp3 MMCLAIN1 2013-01-14T09:32:11 0.945

20/25

Note to PM:

EPA Reg. No. 538-190

Bold, italicized text is information for the reader and is not part of the label.

[Bracketed information is optional.] Text separated by / denotes and/or options.

Underline text is new. ~~Strike through text is being deleted.~~

Note to PM: The contents of the following box, Scotts and Your Environment, will appear in their entirety and the statements will not appear elsewhere on a label.

Scotts and Your Environment

We care – Scotts products are designed with care to grow a thicker, greener lawn.

[Because] A Green Lawn Is A Good Lawn – A healthy lawn can clean the air, produce oxygen and prevent runoff and soil erosion.

You can make a difference – Help keep our water resources clean. Apply this product only to your lawn, and sweep [up] any product that lands in the driveway, sidewalk or street back on to your lawn.

SEASONAL PRODUCT APPLICATION OPTIONS

[Scotts] Recommended Annual Feeding / Lawn Care Program

[Plan your feeding schedule. Choose the right product for your lawn.]

[Any Season]

[Apply any season if weeds or bugs are not a problem.]

[Scotts [Super]Turf Builder Lawn Fertilizer / Brand Name] [**Icon**]

[Early Spring – February-April]

[Scotts Turf Builder Lawn Fertilizer / Brand Name] [**Icon**]

[To prevent crabgrass:]

[Scotts [Super] Turf Builder with Halts Crabgrass Preventer / Brand Name] [**Icon**]

[Late Spring – April-June]

[Scotts [Super] Turf Builder Lawn Fertilizer / Brand Name] [**Icon**]

[If you have weeds: / To kill weeds:]

[Scotts [Super] Turf Builder with Plus 2 Weed Control / Brand Name] [**Icon**]

[Summer –June-August]

[Scotts [Super] Turf Builder Lawn Fertilizer / Brand Name] [**Icon**]

[If you have bugs: / To kill bugs:]

[Scotts [Super] Turf Builder with Summerguard / Brand Name] [**Icon**]

[If you have grubs / need grub control]

[Scotts Grub-Ex / Brand Name] [**Icon**]

[Fall – September-November]

[Scotts [Super] Turf Builder WinterGuard / Brand Name] [**Icon**]

[If you have fall weeds: / To kill fall weeds:]

[Scotts [Super] Turf Builder Winterguard with Plus 2 Weed Control / Brand Name] [**Icon**]

- OR -

Scotts Recommended Feeding Routine

Plan your feeding routine [with Scotts Turf Builder Lawn food]

[**Icon**] Early Spring

An early spring feeding helps grass green-up after winter. You should feed around the first time you mow your grass.

[**Icon**] Late Spring

Feeding now prepares grass for summer stress by thickening the blades on top and building deep roots below.

2/1/25

Note to PM:

Bold, italicized text is information for the reader and is not part of the label.

[Bracketed information is optional.] Text separated by / denotes and/or options.

Underline text is new. ~~Strike through text is being deleted.~~

[Icon] Early Fall

An early fall feeding replenishes the nutrients lost in the harsh summer months for quicker recovery. You should feed when your grass comes out of dormancy.

[Icon] Late Fall

Late fall is the best feeding time because it builds strong deep roots and prepares grass for winter. You should feed when all the leaves have fallen.

CLAIMS REGARDING RECOMMENDED PROGRAMS

- Allow 2 months between application
- For best results, apply a Turf Builder® product four times a year (see back for details).
- For best results, apply as part of a Scotts Annual Lawn Pro® Program [see back for details]
- For best results, apply the Scotts® Turf Builder® Annual Program
- For best results, apply Scotts Annual Lawn Care Program
- 4-Step® Program
- Guaranteed results
- Each step is designed to the specific season to help give you a greener lawn.
- No more guesswork . . . apply the right product at the right time for a thick, green, weed-free lawn.
- Its easy for you to have a better lawn.
- Save Money – Why even consider a lawn care service? Scotts Lawn Pro® Annual Program will give you a beautiful lawn for about one-third the cost.
- Scotts / our best annual / value / southern program [for a picture perfect lawn]
- Simple and easy – No more guesswork. You simply apply the right product – one Step at a time.
- Start anytime . . . just check the month below and apply products at 2 month intervals
- Start anytime – You can begin the Annual Program anytime of the year. Just check the month and select the appropriate Step listed. Apply the remaining Steps at two-month intervals. If weeds or bugs are not a problem, apply Step 4 Lawn Fertilizer.
- Start the program at any time
- Save Money – Why even consider a lawn care service? Scotts Lawn Pro® Annual Program will give you a beautiful lawn for about one-third the cost.

OTHER GREAT TURF BUILDER® PRODUCTS FOR YOUR LAWN.

If weeds are a problem, use Turf Builder Plus 2®, weed and feed. This product clears out dandelions and over 50 other broadleaf weeds while providing your lawn with a safe, uniform feeding of fertilizer.

If you don't have weed problems, use Turf Builder®, lawn fertilizer. Turf Builder® promotes quick, deep greening without the danger of burning.

These great Turf Builder® products are developed specifically by Scotts for the unique needs of your lawn – your satisfaction is unconditionally guaranteed.

Turf Builder Plus 2®
Fertilizer plus Broadleaf Weed Control
(Crabgrass Preventer)

Turf Builder®
Fertilizer

Advantages

- Safe feeding – won't burn when applied as directed
- Quick greening – usually in 4 to 6 days
- Long lasting – feeds up to 2 months
- Dependable – traditional Scotts quality
- Prevents [9 weeds]:

Grassy Weeds		Broadleaf Weeds
barnyardgrass	fall panicum	chickweed
crabgrass, large	foxtail	oxalis (yellow woodsorrel)

1000121881-03 | In Work - 01/14/2013 by Temp 12/03/2, Melissa McLean | Printed on 01/14/2013 - Print

1000121881_902_000_0301.dtd prodapp3 MMCLAIN1 2013-01-14T09:32:11 0.945

22/25

Note to PM:

EPA Reg. No. 538-190

Bold, italicized text is information for the reader and is not part of the label.

[Bracketed information is optional.] Text separated by / denotes and/or options.

Underline text is new. ~~Strike through text is being deleted.~~

crabgrass, smooth	Poa annua	spurge (prostrate)*
-------------------	-----------	---------------------

*For [heavy infestations] – **or** – [control] a repeat treatment is recommended after 6-8 weeks.

What to Expect

Crabgrass will be prevented all summer and your lawn will be greener in one week (4-6 days).

Stops crabgrass and other weeds before they sprout and helps make your lawn its thickest, greenest ever.

What to expect: Crabgrass will be prevented all summer and your lawn will be greener in 4 to 6 days.

Turf Builder plus Halts® for Lawns (Crabgrass Preventer) prevents crabgrass, foxtail, spurge, barnyardgrass, fall panicum, and oxalis (common yellow woodsorrel) from sprouting and appearing above ground level. This product does not control dandelions or any other weeds (including crabgrass) that are already sprouted and growing. You can kill growing broadleaf weeds with Scotts Super Turf Builder Plus 2 weed control plus lawn fertilizer.

Super Turf Builder® lawn fertilizer contains extra nitrogen, carefully blended with potassium and phosphorus, to make your lawn greener.

- Your lawn will be greener in 4 to 6 days if weather conditions are good (warm soil, some moisture) and application instructions were followed.
- The greening will reach its peak 8 to 10 days after application. The color difference will be more noticeable if your lawn is hungry to begin with.
- Super Turf Builder works below the soil, too, helping to promote root and rhizome development; this strengthens the grass plants and enables them to produce more blades of grass, and it thickens the lawn with the addition of new grass plants.
- Thin areas of turf will fill in over time (about 6 weeks), creating a more uniformly dense lawn.

INFORMATION ON LAWN SIZING / APPLICATION SEASONS

How much is enough?

To determine the square footage of your lawn, walk the length and width of your lawn; one average pace equals about 3 feet. Multiply the length of the lawn by the width of the lawn. This equals the area of your lawn in square feet. NOTE: If your lawn has an irregular shape, measure square areas, then add the figures together to reach your total lawn size.

CLAIMS SPECIFIC TO SCOTTS TECHNOLOGY

[The Scotts Advantage / Scotts Patented All-in-One Particle*: Each of Scotts exclusive all-in-one particles contain the guaranteed feeding nutrients and the weed control ingredient to provide consistent feeding and weed control to every treated square inch of your lawn. The result: A thick, green weed-free lawn without burning. Guaranteed.

*All-in-One Particles: nitrogen, potassium and the weed control contained in every particle.]

Exclusive Particle Technology

The Scotts Difference™

Patented Particle™ Technology

Every particle of this product contains Scotts® patented timed-release nitrogen plus phosphorus, potassium, and weed control. (See back for details.)

The Scotts Difference™

Uniform proportions of the major nutrients – timed-release nitrogen, plus phosphorus and potassium – and weed control are bonded together in every Turf Builder Plus Halts for Lawns particle, so they are distributed evenly across the entire lawn, eliminating hit-or-miss feeding and weeding. And the timed-

1000121881-03 | In Work - 01/14/2013 by Temp 12/03/2, Melissa McClain | Printed on 01/14/2013 - Print

1000121881_902_000_0301td2 prodapp3 MMCLAIN1 2013-01-14T09:32:11 0.945

23/25

Note to PM:

Bold, italicized text is information for the reader and is not part of the label.

[Bracketed information is optional.] Text separated by / denotes and/or options.

Underline text is new. ~~Strike through text is being deleted.~~

release nitrogen feeds your lawn safely, without burning, and steadily for up to 2 months. Because of Scotts exclusive timed-release nitrogen, you won't get the rapid surge growth. With regular mowing, you will have fewer clippings and may not even have to bag your clippings.

With Scotts Turf Builder Plus Halts for Lawns, you can be assured that every particle contains timed-release nitrogen, plus the other primary nutrients and weed control.

SCOTTS TECHNOLOGY
<ul style="list-style-type: none"> • Ultra Turf Builder Plus Halts for Lawns granules are consistent in composition. • Result: consistent distribution of nutrients and crabgrass preventer.

SCOTTS TECHNOLOGY
<ul style="list-style-type: none"> • Ultra Turf Builder Plus Halts for Lawns delivers the same ratio of primary nutrients plus crabgrass preventer to every treated square inch of turf. • Result: consistent greening plus [better] crabgrass prevention.

-OR-

[Experience] [Get] The Scotts Advantage™: Feeds Your Lawn and Stops Crabgrass Before It Starts! Every Scotts particle contains plant nutrients and the prevention ingredient. Scotts All-in-One particles™ feed and prevent crabgrass [and other grassy weeds] from sprouting all season long [for up to 4 months]. All-in-One = nitrogen, phosphorus, potassium and the crabgrass prevention ingredient contained in every particle.

- Turf Builder Plus Halts for Lawns
- Each All-in-One* particle contains nutrients and the crabgrass prevention ingredient
- Evenly dispersed particles provide [better] crabgrass prevention and more consistent feeding

Turf Builder Plus Halts for Lawns

Turf Builder Plus Halts for Lawns particles deliver the same ratio of nitrogen, phosphorus, potassium and weed preventer in every treated square inch of turf for even, consistent feeding plus [better] crabgrass prevention.

Poly-S™ Technology

Scotts® Slow-release polymer-encapsulated nitrogen fertilizer – for uniform growth with extended feeding.

Advantages of Turf Builder plus Halts® for Lawns

24/25

Note to PM:

Bold, italicized text is information for the reader and is not part of the label.

[Bracketed information is optional.] Text separated by / denotes and/or options.

Underline text is new. ~~Strike-through text is being deleted.~~

TURF BUILDER PLUS HALTS® for LAWNS – Our small, uniform granules cover your lawn completely to stop these weeds before they start. All this means that Turf Builder plus Halts® gives your lawn season-long crabgrass and foxtail prevention

PART OF THE NITROGEN IN TURF BUILDER PLUS HALTS® for LAWNS IS TIMED-RELEASE to provide a supply of this essential nutrient to help your lawn stay thick and green for up to 6 to 8 weeks.

EACH TURF BUILDER PLUS HALTS® for LAWNS GRANULE CONTAINS THE THREE MAJOR NUTRIENTS AND CRABGRASS PREVENTER. We bond Scotts unique controlled-release nitrogen with other essential nutrients and a unique crabgrass preventer so your lawn receives a safe, uniform feeding and highly effective crabgrass, foxtail and spurge preventer.

- | |
|-----------------------------------------------------------------------------------------------------------------------------------------------------------------------------------------------------------------|
| TURF BUILDER PLUS HALTS® for LAWNS |
| <ul style="list-style-type: none"> • Every granule contains nitrogen, phosphorous, potassium and crabgrass preventer. • Provides safe, even greening with uniform crabgrass prevention. |


--OR--

<p>Scotts Technology: Turf Builder® plus Halts for Lawns granules are consistent in composition.</p> <p>Result: consistent distribution of nutrients and crabgrass preventer. Turf Builder with Halts delivers the same ratio of nutrients plus crabgrass preventer to every treated square inch of turf.</p> <p>Result: consistent greening plus [better] crabgrass prevention.</p>

The Scotts Advantage™ :

Unlike most crabgrass prevention products, every Scotts particle contains plant nutrients and the prevention ingredient. Scotts all-in-one* particles™ feed and prevent crabgrass [and other grassy weeds] from sprouting all season long [for up to 4 months.]

- Each all-in-one particle contains nutrients and the crabgrass prevention ingredient
- Evenly dispersed particles provide [better] crabgrass prevention and more consistent feeding



- Nutrients and the crabgrass prevention ingredient often in separate particles
- Particles can separate during application, resulting in inconsistent crabgrass prevention and feeding

*All-in-one = nitrogen, phosphorous, potassium and the crabgrass prevention ingredient contained in every particle

WARRANTY / GUARANTEE INFORMATION

- [Icon – computer mouse]
- Visit our / Scotts[’s] website **Insert Company Website**
- [Icon – phone]
- Consumer Helpline 1-800-543-TURF (8873)
- Contact the experts at scotts.com
- Visit Scotts.com or call 1-800-543-TURF (8873)

1000121881-03 | In Work - 01/14/2013 by Temp 12/03/2, Melissa Mclain | Printed on 01/14/2013 - Print

1000121881_902_000_0301d2_prodapp3 MMCLAIN1 2013-01-14T09:32:11 0.945

25/25

Note to PM:

Bold, italicized text is information for the reader and is not part of the label.

[Bracketed information is optional.] Text separated by / denotes and/or options.

Underline text is new. ~~Strike through text is being deleted.~~

- [Lawn] Questions / Comments / Medical / Information / 1-800-543-8873 [?]
- If you have questions you can talk directly with a Scotts Lawn Counselor. Simply call the toll-free number: 1-800-543-TURF [Scotts Toll-Free Consumer Helpline (1-800-543-TURF)] [Open 8:00 AM to 5:00 PM EST]

[Scotts / Policy / No-Quibble Guarantee]

If for any reason you, [the consumer,] are not satisfied [with results] after using this product, you are entitled to get your money back. Simply send us evidence of purchase and we will mail you a refund check promptly.

Scotts . . . the lawn people – Marysville, Ohio 43041

Dedicated to a Beautiful World™ Trusted by generations of homeowners [gardeners], Scotts® [Miracle-Gro®] is dedicated to helping you enhance and protect the beauty of your home environment.

Are you proud of your lawn?

If you have a lawn success story using Scotts products, we'd like to hear about it. Write to Scotts

Consumer Service, 14111 Scottslawn Road, Marysville, Ohio 43041. Photos are welcome.

Get Expert Advice For Your Lawn NOW! Want information on what to use and when? Sign up today to get free expert advice specifically for your lawn.

Your Do-It-Yourself Lawn Care Headquarters – [Scotts Lawn Pro retailers can provide you with do-it-yourself expertise and products to have a beautiful lawn simply and easily . . . for less money than hiring a lawn service. That's why we call them lawn pros!]

NOTICE: To the extent consistent with applicable law, buyer assumes all risks of use, storage or handling of this product not in accordance with directions.

[US Patent No. X,XXX,XXX **patent information will be added to FPL**]

[This container is made with a minimum of X% recycled material.]

20XX [Licensed by] The Scotts Company [LLC]. World rights reserved.

[Made in / Product of USA.]

[Manufactured / Distributed / Sold / Guaranteed by / for:]

The Scotts Company
14111 Scottslawn Rd.
Marysville, OH 43041

– or –

Swiss Farms Products, Inc.
3993 Howard Hughes Parkway, Suite 250
Las Vegas, NV 89169-6754