



UNITED STATES ENVIRONMENTAL PROTECTION AGENCY
WASHINGTON, D.C. 20460

OFFICE OF
PREVENTION, PESTICIDES AND
TOXIC SUBSTANCES

November 14, 2008

Ms. Paula Bodey
The Scotts Company LLC
14111 Scottslawn Rd.
Marysville, OH 43041

Subject: Notification – General Label Changes per PRN 98-10 and 2008-1
Turf Builder Plus Halts for Lawns
EPA Reg. No. 538-190
Your Application Dated September 9, 2008

Dear Ms. Bodey:

The Agency is in receipt of your Application for Pesticide Notification under Pesticide Registration Notice (PRN) 98-10 and 2008-1 dated September 9, 2008 for the above mentioned product. The Registration Division (RD) has conducted a review of this request for its applicability under PRN 98-10 and 2008-1 and finds that the action requested fall within the scope of PRN 98-10 and 2008-1. The label submitted with the application has been stamped "Notification" and will be placed in our records.

If you have any questions, please me directly at 703-305-6249.

Sincerely,

A handwritten signature in black ink, appearing to read "Linda Arrington".

Linda Arrington
Notifications & Minor Formulations Team Leader
Registration Division (7505P)
Office of Pesticide Programs

<h1 style="margin:0;">EPA</h1> <p style="text-align:center; margin:0;">United States Environmental Protection Agency Washington, DC 20460</p>	<input type="checkbox"/> Registration <input type="checkbox"/> Amendment <input checked="" type="checkbox"/> Other	OPP Identifier Number
---	--	-----------------------

Application for Pesticide - Section I

1. Company/Product Number 538-190	2. EPA Product Manager Jim Tompkins	3. Proposed Classification <input type="checkbox"/> None <input type="checkbox"/> <input checked="" type="checkbox"/> Restricted
4. Company/Product (Name) Turf Builder Plus Halts for Lawns	PM# PM-25	
5. Name and Address of Applicant (Include ZIP Code) The Scotts Company 14111 Scottslawn Road Marysville, Ohio 43041	6. Expedited Review. In accordance with FIFRA Section 3(c)(3)(b)(I), my product is similar or identical in composition and labeling to: <p style="text-align:center; font-size:1.2em;">NOTIFICATION</p> EPA Reg. No. <u> NOV 1, 2008 </u> Product Name _____	
<input type="checkbox"/> Check if this is a new address		

Section II

<input type="checkbox"/> Amendment - Explain below. <input type="checkbox"/> Resubmission in response to Agency letter dated XX-XX-XX <input checked="" type="checkbox"/> Notification - Explain below.	<input checked="" type="checkbox"/> Final printed labels in response to Agency letter dated 11-07-05 <input type="checkbox"/> "Me Too" Application <input type="checkbox"/> Other - Explain below.
---	--

Explanation: Use additional page(s) if necessary. (For section I and Section II.)
 Notification of general language revisions per PR Notice 98-10 and PR Notice 2008-1. Please see 9/9/08 cover letter for certification statement and details of language changes. Submission includes copies of the updated final printed labeling.

Section III

1. Material This Product Will Be Packaged In:				2. Type of Container	
Child-Resistant Packaging <input type="checkbox"/> Yes* <input type="checkbox"/> No	Unit Packaging <input type="checkbox"/> Yes <input type="checkbox"/> No	Water Soluble Packaging <input type="checkbox"/> Yes <input type="checkbox"/> No		<input type="checkbox"/> Metal <input type="checkbox"/> Plastic <input type="checkbox"/> Glass <input type="checkbox"/> Paper <input type="checkbox"/> Other (Specify) Plastic Bag	
*Certification must be submitted		If "Yes" Unit Packaging wgt. No. per Container	If "Yes" Package wgt. No. per Container		
3. Location of Net Contents Information <input type="checkbox"/> Label <input type="checkbox"/> Container		4. Size(s) Retail Container <p style="text-align:center;">TBD</p>		5. Location of Label Directions <input type="checkbox"/> On Bag <input type="checkbox"/> On Labeling accompanying product	
6. Manner in Which Label is Affixed to Product <input type="checkbox"/> Lithograph <input type="checkbox"/> Other _____ <input type="checkbox"/> Paper glued <input type="checkbox"/> Stenciled					

Section IV

1. Contact Point (Complete items directly below for identification of individual to be contacted, if necessary, to process this application.)		
Name <p style="text-align:center;">Kathleen Lee</p>	Title <p style="text-align:center;">Director, Regulatory Affairs</p>	Telephone No. (Include Area Code) <p style="text-align:center;">(937) 644-7426</p>

I certify that the statements I have made on this form and all attachments thereto are true, accurate and complete. I acknowledge that any knowingly false or misleading statement may be punishable by fine or imprisonment or both under applicable law.		Date Application Received <p style="text-align:center; font-weight:bold;">(Stamped)</p>
2. Signature The Scotts Company BY:	3. Title <p style="text-align:center;">Director, Regulatory Affairs</p>	
4. Typed Name: Kathleen Lee	5. Date: September 9, 2008	



The Scotts Company LLC

and Subsidiaries

September 9, 2008

Mr. Jim Tompkins
Document Processing Desk
Office of Pesticide Programs (7504P)
U.S. Environmental Protection Agency
Room S-4900, One Potomac Yard
2777 S. Crystal Drive
Arlington, VA 22202

Re: EPA Reg. No. 538-190

Dear Mr. Tompkins:

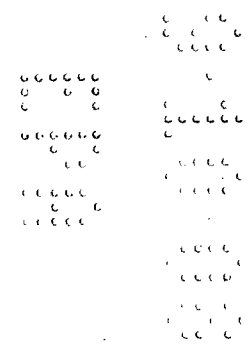
Please accept the enclosed pesticide registration application as an Amendment to ensure processing and review by the appropriate PM in EPA OPP. This request is per the direction of Ms. Rosemarie Kelley, Director Waste and Chemicals Enforcement Division, Office of Civil Enforcement, USEPA, in her letter to The Scotts Miracle-Gro Company dated July 31, 2008.

The attached forms were completed in a manner familiar to "Notifications" to facilitate subsequent state registration actions. Please contact me at (937) 644-7241 if you have any questions.

Sincerely,

Paula Bodey / CSH

Paula Bodey
The Scotts Company
(937) 644-7241



14111 Scottslawn Road
Marysville, Ohio 43041
Direct line: 937-644-7241
Facsimile: 937-578-7075
Email: Paula.Bodey@Scotts.com



September 9, 2008

Mr. Jim Tompkins
Document Processing Desk (NOTIF)
Office of Pesticide Programs (7504P)
U.S. Environmental Protection Agency
Room S-4900, One Potomac Yard
2777 S. Crystal Drive
Arlington, VA 22202

Re: Turf Builder Plus Halts for Lawns (EPA Reg. No. 538-190)
Notification of general Label Revisions per PR Notices 98-10 and 2008-1

Dear Mr. Tompkins:

Per direction from Hope Johnson to Paula Bodey, The Scotts Company is revising the 8/12/08 submission of Notification to remove reference to claims for fragrance addition. Those claims will be done by a future notification after the pending CSF Minor Formulation Amendment has been processed.

The Scotts Company respectfully requests the approval of the attached Application of Registration for a Notification of general label revisions. Included with this cover letter are the following:

- Completed Application for Registration (EPA form 8570-1)
- One, highlighted copy of the master label
- Two, "clean" copies of the master label

The following language has been modified since the last approved label dated 11/07/05 and previous notifications approved 7/26/07 and 9/11/07.

Changes per PR Notice 2008-1

- Modified Environmental Hazard statement to include language for Broadcast Granular products: "To protect the environment, do not allow pesticide to enter or run off into storm drains, drainage ditches, gutters or surface waters. Applying this product in calm weather when rain is not predicted for the next 24 hours will help to ensure that wind or rain does not blow or wash pesticide off the treatment area. Sweeping any product that lands on a driveway, sidewalk, or street, back onto the treated area of the lawn or garden will help to prevent run off to water bodies or drainage systems." Deleted prior statements: "Do not apply directly to water." And "Do not contaminate water when disposing of equipment washwaters."

Changes per PR Notice 98-10

Fertilization Information and Claims

- The fertilizer analysis for Alternate Brand Name Turf Builder® with Halts® Crabgrass Preventer will now be “28-0-5”.
- The product coverage will vary by bag weight and is reflected as follows: “Coverage: Treats [and fertilizers] XX,XXX sq. ft.” The actual coverage value will vary according to the size of the individual bag.
- On back label, under “Optional Spreader Setting Information”, we have added the following statement in order to comply with the Florida Urban Turf regulation: “This package applies X.XX pounds of product per 1000 sq ft.” The value of X.XX will vary by alternate brand name. For the alternate brand Turf Builder with Halts Crabgrass Preventer, the value will be 2.67.
- The following information regarding metal content has been added to the master label: “Information regarding the content and levels of metals in this product is available on the internet at <http://www.regulatory-info-sc.com>”
- On back of final printed label, under “Spreader Settings”, we have modified a number to read as follows: Drop will read “6”.
- For the previously approved notification of the “Feed Regularly for Your Best Lawn” section, we are modifying the wording as follows: ”Regular feedings of Scotts Turf Builder will help ~~build~~ grow a lawn you and your family can enjoy. Scotts Turf Builder provides the nutrients your lawn needs to look its ~~weed-free~~ best and withstand the stresses of weeds, heat, drought and family activity.”
- For the previously approved notification of the “Plan your feeding schedule” section, we added the following: “Any season – Apply any season if weeds or bugs are not a problem: Scotts® [Super] Turf Builder® Lawn Fertilizer”.
- We are adding the following fertilizer claim: “Well-fed lawns are more efficient at using available water. Feeding with Scotts® Water Smart™ Formula helps grow a thick lawn with more roots to better absorb water and nutrients. This helps protect your lawn against heat, drought and other stresses.”

Other Non-Pesticide Product Information

- For the previously approved notification of the “Scotts & Your Environment” section, we are deleting the following statement: “Because green is good” and have inserted the following trademark statement: “Green Is Good™”
- We are adding the following packaging claims: “Easy open, Easy close”; “Easy open resealable bag”; “Reclosable / Resealable bag”; and “Zip close”.

General Information

- Added to front of label the application timing: “Apply in Early Spring”. This statement appears on the master label in a different location.
- Added to back label: “NOTICE: To the extent permissible by law, buyer assumes all risks of use, storage or handling of this product not in accordance with directions.”

NOTIFICATION

NOV 1, 2008

NOTE:

EPA Reg No. 538-190

7/30

Bold, italicized text is information for the reader and is not text that will appear on the label.
[Bracketed information is optional text]. Text separated by / denotes and/or options.
Underline text is new. -Strike-through text is being deleted.

MASTER LABEL


[FRONT]



Turf Builder® Plus Halts® for Lawns
EPA Reg No 538-190

**America's favorite crabgrass preventer plus fertilizer
(Weed-and-Feed)**

SCOTTS®



Alternate Brand Names:

- Turf Builder with Halts Crabgrass Preventer
- Super Turf Builder with Halts Crabgrass Preventer

OPTIONAL FRONT PANEL CLAIMS AND INFORMATION

- This is the only fertilizer or weed control you will need until fall.
- Prevents and controls weeds at the right time.
- Extended feeding to green and thicken your lawn through spring and summer
- Slow-release nitrogen fertilizer – for uniform growth and extended feeding
- Poly-S™ Technology, polymer encapsulated nitrogen
- Patented [timed-release nitrogen] formula builds thick, green lawns from the roots up
- Apply early in the spring for season-long prevention.
- Specially formulated with Scotts Poly-S time release fertilizer, used by Landscape Professionals
- Contains both readily available nitrogen for quick green up and controlled release nitrogen for uniform growth and extended feeding.
- Highly effective pre-emergent control of crabgrass, foxtail, spurge, oxalis, and other grassy and broadleaf weeds.
- Patented timed-release formula builds greener, thicker [thick, green] lawns from the roots up
- [Results] Backed by Scotts No-Quibble Guarantee
- More greening power than (Scotts Brand XXX) [Note to PM: This claims will be used in reference to other Scotts products that deliver higher levels of nitrogen.]
- Prevents Crabgrass from Germinating
- Builds Thick, Green Lawns
- Apply in Early Spring : February – April
- Lawn Success Made Easy
- This simple 2-treatment program eliminates the confusion over what and when to apply for a thick, green, weed-free lawn . . . guaranteed.
- Apply the first treatment anytime February through April to prevent weeds and to fertilize. Apply the second treatment six to eight weeks later to control weeds and to fertilize through the summer. These two applications replace three regular applications of fertilizer.
- America's favorite crabgrass preventer plus lawn fertilizer for established lawns
- Prevents crabgrass, barnyardgrass, *Poa annua*, foxtail, oxalis, spurge, (and other problem weeds – see back) plus fertilizes with America's favorite fertilizer
- Not for use on dichondra or bentgrass lawns
- Not for newly seeded areas.* (*See back for appropriate products to use when seeding)
- Patented MURP® formula for developing thick, green lawns
- Patented Particle™ Technology
- Experience The Scotts Advantage™

NOTIFICATION

NOV 14 2008

NOTE:

8/30

Bold, italicized text is information for the reader and is not text that will appear on the label.

[Bracketed information is optional text]. Text separated by / denotes and/or options.

Underline text is new. -Strike through text is being deleted-

- Stops crabgrass before its starts!
- Early Season Lawn Fertilizer and Crabgrass Preventer
- Prevents crabgrass and 8 other problem weeds
- Delivers pre and early post-emergent crabgrass control
- Results backed by Scotts No-Quibble Guarantee
- Prevents weeds and fertilizes your lawn
- Stops crabgrass and other weeds before they sprout and helps make your lawn its thickest, greenest ever.
- Stops crabgrass and other weeds before they sprout and fertilizes your lawn.
- Start anytime . . . just check the month below and apply products at 2 month intervals.
- Guaranteed results
Each step is designed to the specific season to help give you a greener lawn.
- Save Money
Why even consider a lawn care service? Scotts Lawn Pro® Annual Program will give you a beautiful lawn for about one-third the cost.
- Start anytime
You can begin the Annual Program anytime of the year. Just check the month and select the appropriate Step listed. Apply the remaining Steps at two-month intervals.
- Simple and easy
No more guesswork. You simply apply the right product – one Step at a time.
- For best results, apply as part of a Scotts Annual Lawn Pro® Program [see back for details]
- Now its easy for you to have a better lawn.

A Scotts® Lawn Pro® Product
Available only at authorized Lawn Pro® stores (Dealers)

- Provides even greening – better than all soluble fertilizers
- XX% more greening power than (Scotts Brand XXX) [Note to PM: This claim will be used in reference to other Scotts products that deliver higher levels of nitrogen.]
- Prevents crabgrass, foxtail, spurge, barnyardgrass, fall panicum, and oxalis (common yellow woodsorrel) while greening your lawn without rapid, extreme growth.
- Formulated for the home environment.

Prevents crabgrass and 8 other problem weeds
Thicker, greener turf - satisfaction guaranteed

COVERAGE: Treats [and fertilizes] XX,XXX 5,000 or 6,000 sq. ft.

APPLICATION: (See back for details)

Apply in early spring (or apply anytime February through April). Not for use on dichondra or bentgrass lawns.

XX NITROGEN	X PHOSPHORUS	X POTASSIUM
Essential for plant growth; makes grass green.	Stimulates root growth; helps grass multiply.	Makes plant strong; better able to resist drought and extreme heat.

Golf course results for your home lawn!

Exclusive Particle Technology

- 79 of the top 100 golf courses use exclusive Scotts Ultra fertilizer technology for maximum turf performance
- Timed-release nitrogen won't burn your lawn

ULTRA GREENING POWER!

NOTE:

EPA Reg No. 538-190

9/30

Bold, italicized text is information for the reader and is not text that will appear on the label.

[Bracketed information is optional text]. Text separated by / denotes and/or options.

Underline text is new. ~~Strike through text is being deleted.~~

[FRONT PANEL CONT.]

Notes to PM:

- ***The appropriate square footage coverage shown as X,XXX throughout the master label is based on package size and active ingredient percent. It is listed on the ABN final printed labeling.***
- ***The appropriate fertilizer ratio shown as X's throughout the master label is listed on the ABN final printed labeling.***
- ***The appropriate Net Weight is listed on the ABN final printed labeling]***

NET WEIGHT XX.XX LBS

XX-X-X

KEEP OUT OF REACH OF CHILDREN

CAUTION

See back for additional precautionary statements

ACTIVE INGREDIENT:

Pendimethalin†	1.29%
----------------------	-------

OTHER INGREDIENTS:	98.71%
Total	100.00%

†CAS #40487-42-1

EPA Reg. No. 538-190

EPA Est 538-OH-1

Turf Builder Plus Halts XX-X-X

NOTE:

EPA Reg No. 538-190

10/30

Bold, italicized text is information for the reader and is not text that will appear on the label.

[Bracketed information is optional text]. Text separated by / denotes and/or options.

Underline text is new. ~~Strike-through text is being deleted.~~

[OPTIONAL GUSSET]

Scotts®
Turf Builder Plus Halts®
for Lawns (Crabgrass Preventer)
America's favorite crabgrass preventer plus fertilizer

SCOTTS POLICY
No-Quibble Guarantee
See back for details

XXXXX

Treats (and fertilizes) up to XX,XXX ~~5,000—6,000~~ sq. ft.
(Treats and feeds XX,XXX ~~5,000~~ sq. ft.)

Stops crabgrass and other weeds before they sprout and helps make your lawn its thickest, greenest ever.

Stops crabgrass and other weeds before they sprout and fertilizes your lawn.

Prevents weeds and fertilizes your lawn.

[OPTIONAL GUSSET]

PULL TAB
and remove for
pour spout

TB+H XXXXX
5-6M
PROOF OF
PURCHASE

Easy PULL HERE
Open -OR-
CUT HERE TO OPEN

TURF BUILDER PLUS
HALTS® FOR LAWNS
crabgrass preventer plus fertilizer
(Weed-and-Feed)

11/30

NOTE:

EPA Reg No. 538-190

Bold, italicized text is information for the reader and is not text that will appear on the label.

[Bracketed information is optional text]. Text separated by / denotes and/or options.

Underline text is new. ~~Strike-through text is being deleted.~~

[BACK]

Guaranteed Analysis

Total nitrogen (N) XX%

 XX% ammoniacal nitrogen

 XX% urea, methylene ureas nitrogen**

 XX% water insoluble nitrogen

Available phosphate (P₂O₅) X%

Soluble potash (K₂O) XX%

Derived from: monoammonium phosphate, urea, methylene ureas, muriate of potash or potassium sulfate.
 Chlorine, not more than XX%

Product of USA
 U.S. Patent No's 5,219,465; 5,300,135

** Contains XX% slowly available methylenediurea and dimethylenetriurea nitrogen.

Treats (and fertilizes) up to XX,XXX 5,000—6,000 sq. ft.
 (Treats and feeds XX,XXX 5,000 sq. ft.)

Scotts®
 Turf Builder Plus Halts®
 for Lawns (Crabgrass Preventer)

SCOTTS POLICY
 No-Quibble Guarantee
 See back for details

The Scotts Company
 14111 Scottslawn Rd.
 Marysville, Ohio 43041

©~~2008~~ 2002 The Scotts Company. World rights reserved.

[OPTIONAL BACK PANEL CLAIMS]
[CLAIMS SPECIFIC TO PHOSPHORUS-FREE PRODUCT LINE]

- Phosphorus-Free Formulation
- Phosphorus-Free Fertilizer
- Scotts® Phosphorus-Free fertilizer provides the best formula for soils already containing a high natural presence of available phosphorus. A soil test can help determine if your soil will support normal turf growth without phosphorus supplement
- Scotts Phosphorus-Free products are specially formulated with Scotts Poly-S® timed-release fertilizer. The unique Poly-S® coating provides your lawn with uniform growth and an extended feeding for up to two months.
- Apply Scotts® Phosphorus-Free Fertilizer with Crabgrass Preventer in Early Spring (February to April)
Highly effective pre-emergent control of crabgrass and other grassy weeds.
Provides a regular turf feeding
- Apply Scotts® Phosphorus-Free Fertilizer with Weed Control Anytime Broadleaf Weeds are Actively Growing
Kills dandelions, clover, and other broadleaf weeds
Provides a regular turf feeding
- Apply Scotts® Phosphorus-Free Fertilizer Anytime
Thickens and greens lawns
Provides a regular turf feeding

XX	XX	XX
Nitrogen for Color	Phosphorus for Strength	Potassium for Protection
Contributes to thicker, greener growth.	Stimulates root growth. Test your soil regularly to see if phosphorus should be applied	Protects turf against disease and drought damage.

Bold, italicized text is information for the reader and is not text that will appear on the label.

[Bracketed information is optional text]. Text separated by / denotes and/or options.

Underline text is new. ~~Strike through text is being deleted.~~

The Scotts Difference™

Patented Particle™ Technology

Unlike ordinary weed-and-feeds (or crabgrass preventer), every particle of this product contains Scotts® patented timed-release nitrogen plus phosphorus, potassium, and weed control. (See back for details.)

Spring applications prevent crabgrass, foxtail, oxalis, spurge and knotweed.

Fall applications prevent moss, *Poa annua*, and chickweed.

- Contains Poly-S™ exclusive controlled release nitrogen
- Scotts No-Quibble Guarantee™
- Toll-Free Consumer Helpline (1-800-543-TURF)

“We guarantee thick, green, weed-free turf without risk of burning or surge growth.”

Builds thick, green turf from the roots up without burning your lawn.

For best results, apply a Turf Builder® product four times a year (see back for details).

Treats and feeds X,XXX sq. ft.

-OR-

The Scotts Difference™

Scotts patented (exclusive) Particle Technology is available only in Scotts® products, so don't be fooled by weed-and-feeds (or crabgrass preventers) claiming to be “just like Scotts”.

Uniform proportions of the major nutrients – timed-release nitrogen, plus phosphorus and potassium – and weed control are bonded together in every Turf Builder Plus Halts for Lawns particle, so they are distributed evenly across the entire lawn, eliminating hit-or-miss feeding and weeding. And the timed-release nitrogen feeds your lawn safely, without burning, and steadily for up to 2 months. Because of Scotts exclusive timed-release nitrogen, you won't get the rapid surge growth associated with ordinary, fast-release weed-and-feeds. With regular mowing, you will have fewer clippings and may not even have to bag your clippings.

Remember, even weed-and-feeds (or crabgrass preventers) claiming to contain slow- or controlled-release nitrogen typically are just simple mixes, so they can't deliver the consistent great results you'll get from Scotts patented Particle Technology. With Scotts Turf Builder Plus Halts for Lawns, you can be assured that every particle contains timed-release nitrogen, plus the other primary nutrients and weed control.

Bold, italicized text is information for the reader and is not text that will appear on the label.

[Bracketed information is optional text]. Text separated by / denotes and/or options.

Underline text is new. ~~Strike through text is being deleted.~~

ORDINARY SIMPLE MIXES	SCOTTS TECHNOLOGY
<ul style="list-style-type: none"> Nutrient and crabgrass preventer granules of many different sizes and shapes. Result: granules of unequal size can separate during application 	<ul style="list-style-type: none"> Ultra Turf Builder Plus Halts for Lawns granules are consistent in composition. Result: consistent distribution of nutrients and crabgrass preventer.

ORDINARY SIMPLE MIXES	SCOTTS TECHNOLOGY
<ul style="list-style-type: none"> The amount of individual nutrients and crabgrass preventer in each square inch of lawn may vary greatly. Result: uneven, inconsistent crabgrass prevention and feeding. 	<ul style="list-style-type: none"> Ultra Turf Builder Plus Halts for Lawns delivers the same ratio of primary nutrients plus crabgrass preventer to every treated square inch of turf. Result: consistent greening plus better crabgrass prevention.

-OR-

[Experience] The Scotts Advantage™: Feeds Your Lawn and Stops Crabgrass Before It Starts!

Scotts Turf Builder Plus Halts for Lawns works by forming a preventive barrier in the soil. Unlike most [many/other/ordinary] crabgrass prevention products, every Scotts particle contains plant nutrients and the prevention ingredient. Scotts All-in-One particles™ feed and provide a preventive barrier to every treated square inch of your lawn, keeping crabgrass and other grassy weeds from sprouting all season long.

All-in-One = nitrogen, phosphorus, potassium and the crabgrass prevention ingredient contained in every particle.

Turf Builder Plus Halts for Lawns

- Each All-in-One* particle contains nutrients and the crabgrass prevention ingredient
- Evenly dispersed particles provide better crabgrass prevention and more consistent feeding

Ordinary Mixed Fertilizers

- Nutrients and the crabgrass prevention ingredient often in separate particles
- Particles can separate during application, resulting in inconsistent crabgrass prevention and feeding.

[OPTIONAL CLAIMS]

Turf Builder Plus Halts for Lawns

Turf Builder Plus Halts for Lawns particles deliver the same ratio of nitrogen, phosphorus, potassium and weed preventer in every treated square inch of turf for even, consistent feeding plus better crabgrass prevention.

Ordinary Mixed Crabgrass Preventer

Granules contain different nutrient and crabgrass prevention granules of different sizes and shapes can separate during application resulting in uneven, inconsistent crabgrass prevention and feeding.

Poly-S™ Technology

Scotts® Slow-release polymer-encapsulated nitrogen fertilizer – for uniform growth with extended feeding.

Advantages of Turf Builder plus Halts® for Lawns

SUPERIOR QUALITY

TURF BUILDER PLUS HALTS® for LAWNS Our small, uniform granules cover your lawn completely to stop these weeds before they start. All this means that Turf Builder plus Halts® gives your lawn the best season-long crabgrass, foxtail and spurge prevention available.

SCOTTS TRIONIZED® II FORMULA PROVIDES A MORE EFFICIENT NITROGEN THAN EVER BEFORE to help promote quicker greening.

TURF BUILDER PLUS HALTS® WON'T BURN YOUR LAWN. The nitrogen in the Trionized® II formula is buffered. This means Turf Builder plus Halts® for Lawns greens your lawn without the danger of burning.

PART OF THE NITROGEN IN TURF BUILDER PLUS HALTS® for LAWNS IS TIMED-RELEASE to provide a supply of this essential nutrient to help your lawn stay thick and green for up to 6 to 8 weeks.

NOTE:

14/30

Bold, italicized text is information for the reader and is not text that will appear on the label.

[Bracketed information is optional text]. Text separated by / denotes and/or options.

Underline text is new. ~~Strike through text is being deleted.~~

EACH TURF BUILDER PLUS HALTS® for LAWNS GRANULE CONTAINS THE THREE MAJOR NUTRIENTS AND CRABGRASS PREVENTER. We bond Scotts unique controlled-release nitrogen with other essential nutrients and a unique crabgrass preventer so your lawn receives a safe, uniform feeding and the most effective season-long crabgrass, foxtail and spurge prevention available.

TURF BUILDER PLUS HALTS® for LAWNS	COMPETITIVE SIMPLE MIXTURE -or- ORDINARY MIXED CRABGRASS PREVENTOR
<ul style="list-style-type: none"> • Every granule contains nitrogen, phosphorous, potassium and crabgrass preventer. • Provides safe, even greening with uniform crabgrass prevention. 	<ul style="list-style-type: none"> • Granules contain different nutrients. • May cause uneven greening and spotty crabgrass prevention.

--OR--

--OR--

<p>Scotts Technology: Turf Builder® plus Halts for Lawns granules are consistent in composition.</p> <p>Result: consistent distribution of nutrients and crabgrass preventer. Turf Builder with Halts delivers the same ratio of nutrients plus crabgrass preventer to every treated square inch of turf. Result: consistent greening plus better crabgrass prevention.</p>	<p>Ordinary Simple Mixes: Nutrient and crabgrass preventer granules of many different sizes and shapes.</p> <p>Results: granules of unequal size can separate during application which can result in uneven, inconsistent crabgrass prevention and feeding.</p>
---	---

AMERICA'S FAVORITES

OTHER GREAT TURF BUILDER® PRODUCTS FOR YOUR LAWN.

If weeds are a problem, use Turf Builder Plus 2®, America's favorite weed and feed. This product clears out dandelions and over 50 other broadleaf weeds while providing your lawn with a safe, uniform feeding of fertilizer.

If you don't have weed problems, use Turf Builder®, America's favorite lawn fertilizer. Turf Builder® promotes quick, deep greening without the danger of burning.

These great Turf Builder® products are developed specifically by Scotts for the unique needs of your lawn – your satisfaction is unconditionally guaranteed.

Turf Builder Plus 2®
Fertilizer plus Broadleaf Weed Control
(Crabgrass Preventer)

Turf Builder®
Fertilizer

[OPTIONAL BACK PANEL CLAIMS]

Advantages

- Safe feeding – won't burn when applied as directed
- Quick greening – usually in 4 to 6 days
- Long lasting – feeds up to 2 months
- Dependable – traditional Scotts quality
- Prevents 9 weeds:

Grassy Weeds		Broadleaf Weeds
barnyardgrass	fall panicum	chickweed
crabgrass, large	foxtail	oxalis (yellow)
crabgrass, smooth	<i>Poa annua</i>	woodsorrel)
		spurge (prostrate)

What to Expect

Crabgrass and other weeds listed will be prevented all summer and your lawn will be greener in one week (4-6 days).

NOTE:

15/30

Bold, italicized text is information for the reader and is not text that will appear on the label.
 [Bracketed information is optional text]. Text separated by / denotes and/or options.
Underline text is new. -Strike through text is being deleted.

[OPTIONAL]

For best results, apply the Scotts® Turf Builder® Annual Program

For best results, apply Scotts Annual Lawn Care Program

- No more guesswork . . . apply the right product at the right time for a thick, green, weed-free lawn.
- Start anytime . . . just check the month below and apply products at 2 month intervals
- Start the program at any time
- Allow 2 months between application

Turf Builder® Plus Halts® for Lawns (Crabgrass Preventer)	Turf Builder® With Plus 2 Weed Control
<ul style="list-style-type: none"> • Apply in early spring (Feb. – April) • Prevents crabgrass and other annual weeds while feeding your lawn. (In the Pacific Northwest, substitute Turf Builder and Moss Control Granules. For St. Augustinegrass, substitute Bonus S. For dormant bermudagrass, substitute Halts.) 	<ul style="list-style-type: none"> • Apply in late spring (April – June) • Kills dandelions and other broadleaf weeds while feeding your lawn. (For St. Augustinegrass, substitute Turf Builder.)
Turf Builder® With Insect Control	Turf Builder®
<ul style="list-style-type: none"> • Apply in summer (June – Aug.) • Kills lawn damaging insects plus fleas while feeding your lawn. • For grub control, apply Scotts® GrubEx® anytime from April to mid-August. 	<ul style="list-style-type: none"> • Apply in fall (Aug. – Nov.) • Important time to feed for a thicker, greener lawn.

Turf Builder Plus Halts for Lawns (Treatment One) forms a barrier in the soil which prevents foxtail, spurge, barnyardgrass, fall panicum and oxalis (common yellow woodsorrel) from sprouting and appearing above ground level.

Treatment Two will control dandelions and most other weeds that have already sprouted and are growing.

— OR —

Eliminates growing broadleaf weeds with Scotts Super Turf Builder Plus 2 Weed Control plus Fertilizer.

Stops crabgrass and other weeds before they sprout and helps make your lawn its thickest, greenest ever.

What to expect: Crabgrass and other weeds listed will be prevented all summer and your lawn will be greener in 4 to 6 days.

Turf Builder plus Halts® for Lawns (Crabgrass Preventer) forms a barrier in the soil which prevents crabgrass, foxtail, spurge, barnyardgrass, fall panicum, goosegrass, and oxalis (common yellow woodsorrel) from sprouting and appearing above ground level. This product does not control dandelions or any other weeds (including crabgrass) that are already sprouted and growing. You can kill growing broadleaf weeds with Scotts Super Turf Builder Plus 2 weed control plus lawn fertilizer.

Super Turf Builder® lawn fertilizer contains extra nitrogen, carefully blended with potassium and phosphorus, to make your lawn greener.

- Your lawn will be greener in 4 to 6 days if weather conditions are good (warm soil, some moisture) and application instructions were followed.
- The greening will reach its peak 8 to 10 days after application. The color difference will be more noticeable if your lawn is hungry to begin with.
- Super Turf Builder works below the soil, too, helping to promote root and rhizome development; this strengthens the grass plants and enables them to produce more blades of grass, and it thickens the lawn with the addition of new grass plants.
- Thin areas of turf will fill in over time (about 6 weeks), creating a more uniformly dense lawn.

Bold, italicized text is information for the reader and is not text that will appear on the label.

[Bracketed information is optional text]. Text separated by / denotes and/or options.

Underline text is new. ~~Strike through text is being deleted.~~

[OPTIONAL BACK PANEL CLAIMS

step™ 1. Early spring February – April

Crabgrass Preventer plus Fertilizer – prevents crabgrass, foxtail, spurge, oxalis, chickweed and other annual weeds while providing deep, thick greening for up to 2 months. This is Scotts best fertilizer plus crabgrass preventer. In the Pacific Northwest, Step™ 1 is "Moss Control plus Lawn Fertilizer (or) Turf Builder with Moss Control." For St. Augustinegrass, Step™ 1 is "Super Bonus S."

step™ 2. Late Spring April – June

Weed Control plus Fertilizer – controls dandelions, clover, chickweed and other broadleaf weeds while [greening/feeding] your lawn for up to 2 more months. This is Scotts best weed and feed. For St. Augustine, Step™ 2 is "Super Turf Builder."

step™ 3. Summer June – August

Insect Control plus Fertilizer – controls white grubs, chinch bugs, sod webworms and other lawn insects plus [keeps your lawn green/greens your lawn] through the Summer. For grub control apply "Scotts® GrubEx® anytime from April to mid-August."

step™ 4. Fall August – November

Lawn Fertilizer – specifically formulated for the Fall – the best time to develop a stronger root system for a more vigorous, thicker lawn. Helps your lawn green up even quicker next Spring. This is Scotts best fall fertilizer.

Super Winterizer

**Additional Super Winterizer Feeding Late Fall
September – November**

4 to 6 weeks after Early Fall Lawn Fertilizer feeding. Apply as last feeding in fall to help prepare your Lawn for winter.

NOTE:

17/30

Bold, italicized text is information for the reader and is not text that will appear on the label.

[Bracketed information is optional text]. Text separated by / denotes and/or options.

Underline text is new. ~~Strike-through text is being deleted.~~

[OPTIONAL INFORMATION ON LAWN SIZING/APPLICATION SEASONS]

Coverage Treats (and fertilizes) up to XX,XXX 5,000 or 6,000 sq. ft.
(Treats and feeds XX,XXX 5,000 sq. ft.)

How much is enough?

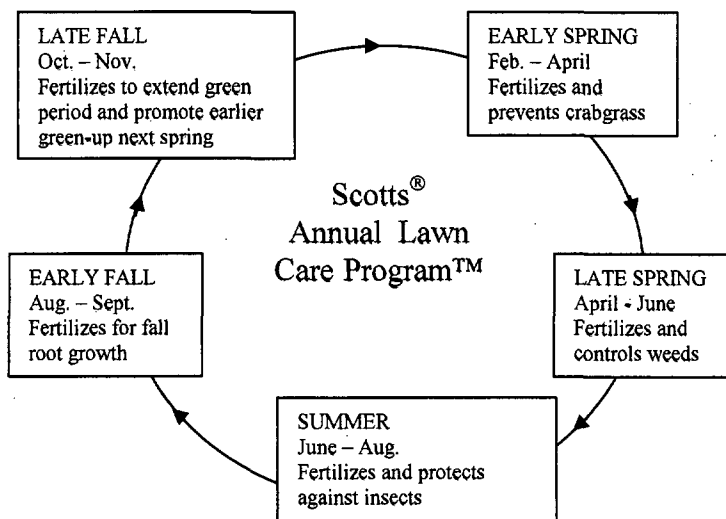
To determine the square footage of your lawn, walk the length and width of your lawn; one average pace equals about 3 feet. Multiply the length of the lawn by the width of the lawn. This equals the area of your lawn in square feet. NOTE: If your lawn has an irregular shape, measure square areas, then add the figures together to reach your total lawn size.

How and when to apply Apply in early spring.

Easy to Apply

For best results, apply Scotts Annual Lawn Care Program.

- Start the program at any time.
- Allow 2 months between applications.



[ART] For lawns in the shaded areas, phone 1-800-543-TURF or visit our website at www.scottslawn.com for the Annual Lawn Care Program for your area.

The Scotts Advantage™:

Scotts Turf Builder Plus Halts for Lawns works by forming a preventive barrier in the soil. Unlike most crabgrass prevention products, every Scotts particle contains plant nutrients and the prevention ingredient. Scotts all-in-one* particles™ feed and provide a preventative barrier to every treated square inch of your lawn, keeping crabgrass and other grassy weeds from sprouting all season long.

ART
(Scotts)

ART
(others)

- Evenly dispersed particles provide better crabgrass prevention and more consistent feeding
- Nutrients and the crabgrass prevention ingredient often in separate particles
- Particles can separate during application, resulting in inconsistent crabgrass prevention and feeding

- Each all-in-one particle contains nutrients and the crabgrass prevention ingredient

*All-in-one = nitrogen, phosphorous, potassium and the crabgrass prevention ingredient contained in every particle

18/30

NOTE:

EPA Reg No. 538-190

Bold, italicized text is information for the reader and is not text that will appear on the label.

[Bracketed information is optional text]. Text separated by / denotes and/or options.

Underline text is new. ~~Strike-through text is being deleted.~~

[DIRECTIONS FOR USE VERSION #1]

DIRECTIONS FOR USE

It is a violation of federal law to use this product in a manner inconsistent with its labeling.

APPLICATION

Turf Builder plus Halts® for Lawns should be applied when your lawn is dry. It is not necessary to water it in after application. However, for best results the lawn should receive ¼ to ½ inch of water from rainfall or watering within 2-3 days after application.

Apply in early spring before the 3rd or 4th mowing or before temperatures are regularly in the 80s. Rain, snow or freezing weather will not affect the performance of this product.

This product applies 1.5 [1.25] lbs of pendimethalin per acre at the regular rate and 2.0 lbs of pendimethalin at the heavy rate. Do not apply more than twice a year.

[OPTIONAL RATE TO COVER WARM AND COOL SEASON GRASSES]

1. For Kentucky bluegrass, fine fescue, tall fescue, perennial ryegrass and blends of these grasses, apply at the REGULAR RATE.
2. For bermudagrass, St. Augustinegrass, bahiagrass, centipedegrass and blends of these grasses, apply at the HEAVY RATE.

[END OF OPTIONAL RATE TO COVER WARM AND COOL SEASON GRASSES]

[OPTIONAL RATE TO COVER SPECIFIC REGIONAL USES - For Kentucky bluegrass, fine fescue, tall fescue, perennial ryegrass, bermudagrass, St. Augustinegrass, bahiagrass, centipedegrass and blends of these grasses, apply at the REGULAR RATE.]

Do not seed or sod for 4 months after using Turf Builder plus Halts® for Lawns (or following application). The crabgrass barrier prevents grass seed from sprouting.

Apply to prevent germination of crabgrass, foxtail, barnyardgrass, fall panicum, spurge* and oxalis (common yellow woodsorrel):

- in early spring (before dandelions reach the puffball stage)
- before March in southern California
- before mid-March in northern California

*For heavy infestations a repeat treatment is recommended after 6-8 weeks.

Apply in August or September to prevent germination of *Poa annua* and chickweed.

[OPTIONAL DIRECTIONS TO ADD TO MOSS CONTROL]

Apply in the fall (August-October), after temperatures have cooled and fall rains have begun, to prevent moss (except in California) from becoming established during winter or next spring, or to prevent germination of *Poa annua* and chickweed. (Not for use on dichondra, bentgrass or St. Augustinegrass lawns.)

Use Scotts Halts ® (without fertilizer) to prevent goosegrass.

[END OF OPTIONAL DIRECTIONS FOR MOSS CONTROL]

Except for heavy infestations of spurge, allow at least a 4 month interval between applications of this product.

19/30

NOTE:

EPA Reg No. 538-190

Bold, italicized text is information for the reader and is not text that will appear on the label.

[Bracketed information is optional text]. Text separated by / denotes and/or options.

Underline text is new. ~~Strike through text is being deleted.~~

Do not enter or allow others to enter the treated area until dust has settled.

Do not apply this product in a way that will contact any person or pet, either directly or through drift. Keep people and pets out of the area during application.

Important: Do not rake or aerify for 4 months after application to avoid disturbing the crabgrass barrier on the soil surface.

SEEDING/SODDING/SPRIGGING

Please do not apply to newly seeded or sodded areas until after the fourth mowing. On newly sprigged areas, wait 5 months before application.

ACTIVELY GROWING CRABGRASS (OR MOSS). This product controls crabgrass in its early stages of growth. This product does not control mature crabgrass and other existing weeds. You can kill broadleaf weeds with Scotts Turf Builder with Plus 2.

Storage and Disposal

Storage: Store in a clean, dry place. Reseal opened bag by folding top down and securing.

Disposal: If Empty: Do not reuse this container. Place in trash or offer for recycling if available.

If Partly Filled: Call your local solid waste agency or ~~1-800-CLEANUP~~ for disposal instructions. Never place unused product down any indoor or outdoor drain.

[END OF DIRECTIONS FOR USE VERSION #1]

[DIRECTIONS FOR USE VERSION #2]

It is a violation of federal law to use this product in a manner inconsistent with its labeling.

Turf Builder Plus Halts for Lawns should be applied when your lawn is dry. It is not necessary to water this product in after application. However, for best results the lawn should receive ¼ to ½ inch of water from rainfall or watering within 2-3 days after application.

Apply in early spring before the third or fourth mowing or before temperatures are regularly in the 80's (before dandelions reach the puffball stage). Rain, snow, or freezing weather will not affect the performance of this product.

Do not seed or sod for 4 months following application. The crabgrass barrier prevents grass seed from sprouting.

Not for use on dichondra, bentgrass or St. Augustinegrass lawns.

Allow at least 6 weeks between applications of this product and Treatment TWO.

Important: Do not rake or aerify for 4 months after application to avoid disturbing the crabgrass barrier on the soil surface.

SEEDING/SODDING/SPRIGGING

20/30

NOTE:

EPA Reg No. 538-190

Bold, italicized text is information for the reader and is not text that will appear on the label.

[Bracketed information is optional text]. Text separated by / denotes and/or options.

Underline text is new. ~~Strike through text is being deleted.~~

Do not apply to newly seeded or sodded areas until after the fourth mowing. On newly sprigged areas, wait 5 months before application.

[Actively growing crabgrass or moss]

This product controls crabgrass in its early stages of growth. This product does not control mature crabgrass and other existing weeds. You can kill broadleaf weeds with Scotts Turf Builder with Plus 2.

Do not enter or allow others to enter the treated area until dust has settled. Do not apply this product in a way that will contact any person or pet, either directly or through drift. Keep people and pets out of the area during application.

This product applies 1.5 [1.25] lbs of pendimethalin per acre at the regular rate and 2.0 lbs of pendimethalin at the heavy rate. Do not apply more than twice a year.

Storage and Disposal

Storage: Store in a clean, dry place. Reseal opened bag by folding top down and securing.

Disposal: **If Empty:** Do not reuse this container. Place in trash or offer for recycling if available.

If Partly Filled: Call your local solid waste agency or ~~1-800-CLEANUP~~ for disposal instructions. Never place unused product down any indoor or outdoor drain.

[END OF DIRECTIONS FOR USE VERSION #2]

21/30

NOTE:

EPA Reg No. 538-190

Bold, italicized text is information for the reader and is not text that will appear on the label.

[Bracketed information is optional text]. Text separated by / denotes and/or options.

Underline text is new. ~~Strike through text is being deleted.~~

[DIRECTIONS FOR USE VERSION #3]

HOW AND WHEN TO APPLY

Apply Turf Builder plus Halts for Lawns in early spring to prevent crabgrass and other weeds from germinating.

DIRECTIONS FOR USE

It is violation of Federal law to use this product in a manner inconsistent with its labeling.

APPLICATION

Turf Builder plus Halts® for Lawns should be applied when your lawn is dry. It is not necessary to water it in after application. However, for best results the lawn should receive ¼ to ½ inch of water from rainfall or watering within 2-3 days after application.

Apply in early spring before the 3rd or 4th mowing or before temperatures are regularly in the 80s. Rain, snow or freezing weather will not affect the performance of this product.

- For Kentucky bluegrass, fine fescue, tall fescue, perennial ryegrass and blends of these grasses, apply at the **REGULAR RATE**.
- For bermudagrass, St. Augustinegrass, bahiagrass, centipedegrass and blends of these grasses, apply at the **HEAVY RATE**.
- This product applies 1.5 [1.25] lbs of pendimethalin per acre at the regular rate and 2.0 lbs of pendimethalin at the heavy rate. Do not apply more than twice a year.
- Apply to prevent germination of crabgrass, foxtail, barnyardgrass, fall panicum, spurge* and oxalis (common yellow woodsorrel):
 - in early spring (before dandelions reach the puffball stage)
 - before March in southern California
 - before mid-March in northern California

*For heavy infestations a repeat treatment is recommended after 6-8 weeks.

Apply in August or September to prevent germination of *Poa annua* and chickweed

USE PRECAUTIONS

Do not seed or sod for 4 months following application. The crabgrass barrier prevents grass seed from sprouting. Not for use on dichondra, bentgrass or St. Augustinegrass lawns. Except for heavy infestations of spurge, allow at least 4-month interval between applications of this product.

Do not enter or allow others to enter the treated area until dust has settled. Do not apply this product in a way that will contact any person or pet, either directly or through drift. Keep people and pets out of the area during application.

IMPORTANT: Do not rake or aerify for 4 months after application to avoid disturbing the crabgrass barrier on the soil surface.

Seeding/sodding/sprigging

Please do not apply to newly seeded or sodded areas until after the fourth mowing. On newly sprigged areas, wait 5 months before application.

Actively growing crabgrass or moss

This product controls crabgrass in its early stages of growth. This product does not control mature crabgrass and other existing weeds. You can kill broadleaf weeds with Scotts Turf Builder with Plus 2.

Storage and Disposal

Storage: Store in a clean, dry place. Reseal opened bag by folding top down and securing.

Disposal: **If Empty:** Do not reuse this container. Place in trash or offer for recycling if available.

If Partly Filled: Call your local solid waste agency or 1-800-CLEANUP for disposal instructions. Never place unused product down any indoor or outdoor drain.

[END OF DIRECTIONS FOR USE VERSION #3]

NOTE:

EPA Reg No. 538-190

22/30

Bold, italicized text is information for the reader and is not text that will appear on the label.

[Bracketed information is optional text]. Text separated by / denotes and/or options.

Underline text is new. ~~Strike-through text is being deleted.~~

[DIRECTIONS FOR USE VERSION #4]

DIRECTIONS FOR USE

It is violation of Federal law to use this product in a manner inconsistent with its labeling.

1. To prevent the germination of crabgrass, foxtail, barnyardgrass, fall panicum, spurge* and oxalis (common yellow woodsorrel), apply to dry foliage in the early spring:
 - before dandelions reach the puffball stage
 - before the third or fourth mowing
 - before temperatures regularly reach the 80s
 - before March in southern California; or
 - before mid-March in northern California
2. Set spreader to the setting indicated by the chart on the right before applying
3. It is not necessary to water it in after application. However, for best results the lawn should receive ¼ to ½ inch of water from rainfall or watering within 2-3 days after application.

For areas with moss problems, such as Pacific Northwest, Turf Builder plus Halts® for Lawns can be applied to lawns in the fall to prevent moss from growing.

This product applies 1.5 [1.25] lbs of pendimethalin per acre at the regular rate and 2.0 lbs of pendimethalin at the heavy rate. Do not apply more than twice a year.

What to Avoid

- Do not seed or sod for 4 months following application. [Optional - The crabgrass barrier prevents grass seed from sprouting.]
- Do not rake or aerify for 4 months after application to avoid disturbing the crabgrass barrier [on the soil surface]
- Do not apply to newly seeded or sodded areas until after the fourth mowing. On newly sprigged areas, wait 5 months before applying the product.
- Do not apply to dichondra, bentgrass or St. Augustinegrass lawns.
- Allow at least a 4-months interval between applications of this product.
- Do not enter or allow others to enter the treated area until dust has settled.
- Do not apply this product in a way that will contact any person or pet, either directly or through drift.
- Keep people and pets out of the area during application.

Actively growing crabgrass or moss

This product controls crabgrass in its early stages of growth. This product does not control mature crabgrass and other existing weeds. You can kill broadleaf weeds with Scotts Turf Builder with Plus 2.

Storage and Disposal

Storage: Store in a clean, dry place. Reseal opened bag by folding top down and securing.

Disposal: **If Empty:** Do not reuse this container. Place in trash or offer for recycling if available.

If Partly Filled: Call your local solid waste agency or 1-800-CLEANUP for disposal instructions. Never place unused product down any indoor or outdoor drain.

[END OF DIRECTIONS FOR USE VERSION #4]

NOTE:

Bold, italicized text is information for the reader and is not text that will appear on the label.

[Bracketed information is optional text]. Text separated by / denotes and/or options.

Underline text is new. ~~Strike through text is being deleted.~~

FIRST AID

If in eyes: Hold eye open and rinse slowly and gently with water for 15-20 minutes. Remove contact lenses, if present, after first 5 minutes, then continue rinsing eye. **If on skin or clothing:** Take off contaminated clothing. Rinse skin immediately with plenty of water for 15-20 minutes. **If swallowed:** Call a poison control center or doctor immediately for treatment advice. Have person sip a glass of water if able to swallow. Do not induce vomiting unless told to do so by a poison control center or doctor. Do not give anything by mouth to an unconscious person. **If inhaled:** Move person to fresh air. If person is not breathing, call 911 or an ambulance, then give artificial respiration, preferably by mouth-to-mouth, if possible.

Call a poison control center or doctor for treatment advice. Have the product container or label with you when calling poison control center or doctor, or going for treatment.

PRECAUTIONARY STATEMENTS

Hazards to Humans and Domestic Animals: Harmful if absorbed through the skin. Causes moderate eye irritation. Avoid contact with eyes, skin, or clothing.

User Safety Recommendations

User should wash hands before eating, drinking, chewing gum, using tobacco, or using the toilet. User should remove clothing immediately if pesticide gets inside. Then wash thoroughly and put on clean clothing.

Environmental Hazards: This pesticide is toxic to fish. ~~Do not apply directly to water.~~ Runoff from treated areas may be hazardous to aquatic organisms in neighboring areas. ~~Do not contaminate water when disposing of equipment washwaters.~~ To protect the environment, do not allow pesticide to enter or run off into storm drains, drainage ditches, gutters or surface waters. Applying this product in calm weather when rain is not predicted for the next 24 hours will help to ensure that wind or rain does not blow or wash pesticide off the treatment area. Sweeping any product that lands on a driveway, sidewalk, or street, back onto the treated area of the lawn or garden will help to prevent run off to water bodies or drainage systems. In case of spills, either collect for use or dispose of properly.

Staining Note: Can cause staining to cement, stone, metallic surfaces (such as automobiles and garden furniture), closing or shoes. If contact occurs, brush off particles to prevent staining and/or unwanted tracking into the house. If necessary, rinse off with water.

The Scotts Company
14111 Scottslawn Rd
Marysville, OH 43041

2008 Licensed by The Scotts Company. World rights reserved. Made in USA.

[Note to PM: Product applies 1.25 or 1.50 lbs ai/acre at the Regular Rate and 1.67 lbs ai/acre at the Heavy Rate]

[OPTIONAL SPREADER SETTING INFORMATION]

[Spreader Settings/How to Apply/Spreading Tips]

[Note to PM: The following statement is for compliance with the FL Urban Turf regulation. For the ABN Turf Builder with Halts Crabgrass Preventer, the value of X.XX will be 2.67 pounds]

[This package applies X.XX pounds of product per 1000 sq.ft.]

24
/30

NOTE:

EPA Reg No. 538-190

Bold, italicized text is information for the reader and is not text that will appear on the label.

[Bracketed information is optional text]. Text separated by / denotes and/or options.

Underline text is new. -Strike-through text is being deleted.

Scotts Spreader Settings	Scotts Drop Spreaders	Scotts EasyGreen™ Rotary	Scotts SpeedyGreen® Rotary
REGULAR RATE: (treats 5,000 or 6,000 sq. ft.*)	XX	XX	XX
HEAVY RATE: (treats 4,500 sq. ft.)	XX	XX	XX
<i>[Optional specific regional rate]</i>	XX	XX	XX

*In California, apply at the 5,000 sq. ft. rate only

[OPTIONAL SPREADER INFORMATION]

Spreader Setting	Regular Rate (covers 5,000 [6,000] sq. ft.)	Heavy Rate (covers 4,500 sq. ft.)
Scotts Drop Spreaders	X	X
Scotts EasyGreen™ Rotary	X	X
Scotts SpeedyGreen® Rotary	X	X

Additional Spreader Settings

EZ Drop (Republic).....	XX	Ortho Drop	X
Cyclone Rotary.....	XX	Green View Drop	X
Sears Drop.....	XX	Precision Drop	X

(Non-Scotts spreader settings are approximate. You may need to adjust for proper coverage.)

TIPS ON SPREADING WITH SCOTTS SPREADERS

Scotts Drop:

- First apply 2 header strips
- Operate spreader the longest way of the lawn
- Overlap wheels to insure uniform feeding
- Shut off spreader when you have reached the header strips or stopped
- Mow lawn first if grass is tall enough to touch the bottom of the spreader

EasyGreen™ Rotary:

- Slide shut-off lever to the right. Application automatically starts and stops when you do
- For complete coverage make each pass about 30 inches from the previous one so some overlapping occurs

SpeedyGreen™ Rotary:

- Shut-off spreader anytime you stop
- For complete coverage make each pass about 5 feet from the previous one so some overlapping occurs
- Avoid applying product in flower beds adjacent to lawns

[ALTERNATE SPREADER INFORMATION]

Spreading Tips. For best results, use a Scotts spreader:

Scotts Drop: Mow lawn first if grass is tall enough to touch the bottom of the spreader. First apply two header strips. Then operate spreader the longest way of the lawn. Overlap wheel marks to insure uniform feeding. Shut off spreader when you have reached the header strips or stopped.

NOTE:

EPA Reg No. 538-190

Bold, italicized text is information for the reader and is not text that will appear on the label.
 [Bracketed information is optional text]. Text separated by / denotes and/or options.
 Underline text is new. ~~Strike through text is being deleted.~~

25/30

Scotts EasyGreen™ Rotary: Slide shut-off lever to the right; application automatically starts and stops when you do. For complete coverage make each pass about 30 inches from the previous one so some overlapping occurs.

Scotts SpeedyGreen™ Rotary: Shut off spreader anytime you stop. For complete coverage make each pass about 5 feet from the previous one, so some overlapping occurs. Avoid applying this product on flowers, vegetables and shrub plantings.

[ALTERNATE SPREADER SETTING INFORMATION]

Spreading Tips

For best results, use a Scotts spreader

	Spreader Settings		DIRECTIONS
	REGULAR RATE covers 5,000 [6,000] sq. ft.	HEAVY RATE covers 4,500 sq. ft.	
Scotts [AccuGreen®] Drop Spreaders	X	X	Mow lawn first; apply 2 header strips; apply longest direction of lawn, overlapping wheel marks
Scotts PrecisionGreen ® Drop Spreader	X	X	Mow lawn first; apply 2 header strips; apply longest direction of lawn, overlapping wheel marks
Scotts SpeedyGreen ® & EdgeGuard™ Rotary	X	X	Make each pass about X feet from previous pass to overlap spread width.
Scotts EasyGreen® Rotary	X	X	Make each pass about XX inches from previous pass to overlap spread width.

[ALTERNATE SPREADER SETTING INFORMATION]

- To provide proper distribution, calibrate spreader before application.
- For best results always use a Scotts® spreader.

Spreader Settings	Regular Rate Covers 16,200] sq ft	Heavy Rate Covers 14,500 sq ft	Width of Coverage (in ft.)
Scotts ProRotary	X	X	X
Scotts AccuPro 2000 Rotary (cone 8)	X	X	X
SR Rotary (cone 8)	X	X	X
Scotts SpeedyGreen® Rotary	X	X	X
Scotts Broadcast Tractor	X	X	X

26/30

NOTE:

EPA Reg No. 538-190

Bold, italicized text is information for the reader and is not text that will appear on the label.

[Bracketed information is optional text]. Text separated by / denotes and/or options.

Underline text is new. -Strike through text is being deleted.

[ALTERNATE SPREADER SETTING INFORMATION]

Spreader Settings

For best results, use a Scotts® Spreader

Spreading tips

Apply header strips. Then apply in the longest direction of lawn.

REGULAR RATE: For Kentucky bluegrass, fine and tall fescue, perennial ryegrass, buffalograss and blends of these grasses.

HEAVY RATE: For bermudagrass, St. Augustinegrass, bahiagrass, centipedegrass and blends of these grasses.

Scotts Rotary Spreaders Each pass should be within the distance indicated below to ensure an overlap	Regular Rate covers 5,000 or 6,000 sq ft	Heavy Rate covers 4,500 sq ft
Scotts SpeedyGreen® & EdgeGuard™ rotary (passes within 5 feet of each other)	X	X
Scotts Drop Spreaders Make sure spreader wheel completely overlaps previous wheel marks	X	X
Scotts AccuGreen® Drop Spreaders	X	X
Scotts PrecisionGreen® Drop Spreader	X	X

[ALTERNATE SPREADER SETTING INSTRUCTIONS]

Spreader Settings

For best results, use a Scotts® spreader

REGULAR RATE: For Kentucky bluegrass, fine and tall fescue, perennial ryegrass, buffalograss and blends of these grasses.

HEAVY RATE: For bermudagrass, St. Augustinegrass, bahiagrass, centipedegrass and blends of these grasses.

Scotts Rotary Spreaders Each pass should be within the distance indicated below to ensure an overlap.	Regular Rate covers X,XXX sq. ft.	Heavy Rate covers X,XXX sq. ft.
Scotts SpeedyGreen® (passes within 5 feet of each other)	X	X
Scotts EasyGreen® (passes within 30 inches of each other)	X	X
Scotts Drop Spreaders make sure spreader wheel completely overlaps previous wheel marks.		
All metal models	X	X
All plastic models	X	X

27/30

NOTE:

EPA Reg No. 538-190

Bold, italicized text is information for the reader and is not text that will appear on the label.

[Bracketed information is optional text]. Text separated by / denotes and/or options.

Underline text is new. ~~Strike through text is being deleted.~~

[ALTERNATE SPREADER SETTINGS SECTION]

For best results always use a Scotts® spreader	Regular Rate Covers 5,000 sq ft	Heavy Rate Covers 4,500 sq ft	Width of Coverage
Scotts® AccuGreen® Drop Spreader	X	X	X
Scotts SpeedyGreen®	X	X	X
Scotts Broadcast Tractor	X	X	X

[OPTIONAL BACK PANEL CLAIMS]

There's a Scotts product for every need:

Dandelions? Scotts Super Turf Builder Plus 2 weed control plus lawn fertilizer eliminates over 50 weeds while giving your lawn a full feeding of Super Turf Builder® lawn fertilizer.

Seeding, sodding, or sprigging, for new lawns, use Scotts Starter™ Fertilizer and follow up in 4 to 6 weeks with Scotts Turf Builder to establish new plantings.

Confused over what to do or when to do it? With Scotts 4-Step™ annual program it is hard to fail. Simply apply Step™ 1 in early spring and another Step™ every two months. You will eliminate weeds and insects and feed your lawn year-round with Scott's best annual program. (NOT for dichondra, St. Augustinegrass and some geographical areas.)

Lawn Questions?

Have questions or need advice?

Questions, Comments, Information

Call Scott's toll-free consumer helpline: 1-800-543-TURF (In Ohio, 1-800-762-4010)
Open Monday through Saturday 9:00 am to 5:00 pm EST.

-OR-

Consumer Helpline 1-800-539-6569

"Lawn Success Made Easy"

Visit Scott's website at www.scottslawn.com

Your Do-It-Yourself Lawn Care Headquarters

Scotts Lawn Pro retailers can provide you with do-it-yourself expertise and products to have a beautiful lawn simply and easily . . . for less money than hiring a lawn service. That's why we call them lawn pros!

QUESTIONS? [Questions/Information]

If you have questions you can talk directly with a Scotts Lawn Counselor. Simply call the toll-free number: 1-800-543-TURF (In Ohio, 1-800-762-4010).

NOTE:

Bold, italicized text is information for the reader and is not text that will appear on the label.

[Bracketed information is optional text]. Text separated by / denotes and/or options.

Underline text is new. ~~Strike through text is being deleted.~~

Scotts Policy

[No-Quibble Guarantee® ♦ Scotts No-Quibble Guarantee]

If for any reason you, [the consumer,] are not satisfied [with results] after using this product, you are entitled to get your money back. Simply send us evidence of purchase and we will mail you a refund check promptly.

Scotts . . . the lawn people
Marysville, Ohio 43041

Dedicated to a Beautiful World™ Trusted by generations of homeowners [gardeners], Scotts® [Miracle-Gro®] is dedicated to helping you enhance and protect the natural beauty of your home environment.

Are you proud of your lawn?

If you have a lawn success story using Scotts products, we'd like to hear about it. Write to Scotts Consumer Service, 14111 Scottslawn Road, Marysville, Ohio 43041. Photos are welcome.

Note to PM: The following information was added by prior notifications except where highlighted. Highlighted items are for current notification.

[Get Expert Advice For Your Lawn NOW! Want information on what to use and when? Sign up today to get free expert advice specifically for your lawn.]

[Visit Scotts.com or call 1-800-543-TURF (8873)]

[Visit our website www.scotts.com]

[Consumer Helpline 1-800-543-TURF (8873)]

[Apply header strips. Then apply product in longest direction of lawn. For best results, use a Scotts spreader. Shut off spreader or stop each time you reach a header strip.]

[Scotts Broadcast/Rotary Spreaders]

[Each pass should be within 5 feet of each other to ensure an overlap.]

[Scotts Basic, Standard, Deluxe Edgeguard, Lawn Pro or SpeedyGreen...XX]

[Scotts EasyGreen.....XX]

[Scotts Drop Spreaders]

[Make sure spreader wheel completely overlaps previous wheel marks.]

[Scotts AccuGreen.....XX]

[For additional spreader settings, please call 1-800-543-TURF (8873).]

Additional Optional Front or Back Panel Claims:

- [Prevents crabgrass all season]
- [Improves lawn's ability to absorb water and nutrients]
- [Builds stronger, deeper roots for more effective water use]
- [Helps lawn lock in [retain/hold] moisture [water] to protect against heat and drought]
- [Feeds and strengthens – helps lawn stand up to heat, drought and wear and tear]
- [Won't burn lawn – Guaranteed! [Art!]]
- [Feeds and greens for fast green up after winter]

NOTE:

Bold, italicized text is information for the reader and is not text that will appear on the label.

[Bracketed information is optional text]. Text separated by / denotes and/or options.

Underline text is new. ~~Strike through text is being deleted.~~

- [Stops crabgrass]
- [Water Smart Formula – Makes the most of every drop]
- [Apply in early spring when grass is growing]
- [Apply after winter when grass is growing]
- [Scotts Lawn Pro – Available only at authorized Scotts Lawn Pro retailers]
- [A thicker, greener lawn – guaranteed!]
- [Scotts Best fertilizers]
- [Gives you a thicker, greener lawn than regular Turf Builder with Halts Crabgrass Preventer]
- [Prevents crabgrass, foxtail, oxalis and spurge all season long]
- [Promotes stronger, deeper roots so less frequent watering is needed]
- [Greens & Feeds – Fast green up after winter]

[Feeding/Lawn care Information]

[Tips for Lawn care Success:]

[Feed Regularly For Your Best Lawn]

[Regular feedings of Scotts Turf Builder will help build grow a lawn you and your family can enjoy. Scotts Turf Builder provides the nutrients your lawn needs to look its weed-free best and withstand the stresses of weeds, heat, drought and family activity.]

[Mow your lawn high. [A mowing height of 3" / Mowing high] allows the grass to develop a deep root system & helps your lawn use water more effectively.]

[Leave the grass clippings on your lawn. This recycles the plant nutrients back into the soil.]

[Conserve water. Your lawn will begin to wilt when water is needed. As much as possible, take advantage of nature's sprinkler and rely on the rain to water your lawn.][It's free.]

[One Annual Feeding-Feeding once a year starts the growth process by greening and building new roots.]

[2-3 Annual Feedings – Each feeding builds on the last. The roots grow thicker and stronger, and the lawn starts to crowd out weeds.]

[4 Annual Feedings – The root system is deep and strong and the lawn has more resources to survive stresses.]

[Logo: Water Smart Formula]

[Well-fed lawns are more efficient at using available water. Feeding with Scotts Water Smart Formula helps grow a thick lawn with more roots to better absorb water and nutrients. This helps protect your lawn against heat, drought and other stresses.]

[20% More Nitrogen/Nutrients/Nutrition than regular Turf Builder]

[The Super Turf Builder Advantage - Your lawn requires essential nutrients to thrive. The Super Turf Builder line of fertilizers is exclusively formulated to deliver the most greening power/nutrients/nutrition you can get from Scotts. The special formula in Super Turf Builder with Halts Crabgrass Preventer gives your lawn 20% more nitrogen/nutrition/nutrients than regular Turf Builder with Halts Crabgrass Preventer for your best lawn ever.]

[The Scotts Advantage / Scotts Patented All-in-One Particle*: Each of Scotts exclusive all-in-one particles contain the guaranteed feeding nutrients and the weed control ingredient to provide consistent feeding and weed control to every treated square inch of your lawn. The result: A thick, green weed-free lawn without burning. Guaranteed.]

*All-in-One Particles: nitrogen, potassium and the weed control contained in every particle.]

[Scotts and Your Environment]

[We care. Scotts products are designed with care to grow thicker, greener lawns.]

[~~Because green is good.~~ Green Is Good™. A healthy lawn cleans the air, produces oxygen and prevents runoff and soil erosion.]

[You can make a difference. Help keep our water resources clean. Apply this product only to your lawn, and sweep up any product that lands in the driveway, sidewalk or street back on to your lawn]

30/30

NOTE:

EPA Reg No. 538-190

Bold, italicized text is information for the reader and is not text that will appear on the label.

[Bracketed information is optional text]. Text separated by / denotes and/or options.

Underline text is new. -Strike through text is being deleted-

[Plan your feeding schedule. Choose the right product for your lawn.]

[Any Season]

[Apply any season if weeds or bugs are not a problem.]

[Scotts [Super]Turf Builder Lawn Fertilizer]

[Early Spring – February-April]

[Scotts Turf Builder Lawn Fertilizer]

[To prevent crabgrass:]

[Scotts [Super] Turf Builder with Halts Crabgrass Preventer]

[Late Spring – April-June

[Scotts [Super] Turf Builder Lawn Fertilizer]

[If you have weeds: / To kill weeds:]

[Scotts [Super] Turf Builder with Plus 2 Weed Control]

[Summer – ~~July~~ June-August]

[Scotts [Super] Turf Builder Lawn Fertilizer]

[If you have bugs: / To kill bugs:]

[Scotts [Super] Turf Builder with Summerguard]

[Fall – September-November]

[Scotts [Super] Turf Builder WinterGuard]

[If you have fall weeds: / To kill fall weeds:]

[Scotts [Super] Turf Builder Winterguard with Plus 2 Weed Control]

[Key Product Facts / How To Apply]

[Apply in Early Spring]

[Information regarding the content and levels of metals in this product is available on the internet at <http://www.regulatory-info-sc.com>]

[NOTICE: To the extent permissible by law, buyer assumes all risks of use, storage or handling of this product not in accordance with directions.]

Optional Packaging Claims

- [Easy open, easy close]
- [Easy open resealable bag]
- [Reclosable / Resealable bag]
- [Zip [to] close]

NOTIFICATION

NOV 14 2008