



UNITED STATES ENVIRONMENTAL PROTECTION AGENCY
WASHINGTON, D.C. 20460

OFFICE OF
PREVENTION, PESTICIDES AND
TOXIC SUBSTANCES

SEP 11 2007

Ms. Lisa R. McClellan
Senior Regulatory Scientist
The Scotts Company
14111 Scottslawn Road
Marysville, OH 43041

RE: Notification for General Label Revisions Per PR Notices 98-10
EPA Reg. No.: 538-190
Date of Submission: August 8, 2007

Dear Ms. McClellan:

The Agency is in receipt of your Application for Pesticide Notification under Pesticide Registration Notice (PRN) 98-10 dated August 8, 2007, for the product Turf Builder Plus Halts for Lawns. The Registration Division (RD) has conducted a review of this request for its applicability under PRN 98-10 and finds that the action(s) requested fall within the scope of PRN 98-10. The label submitted with the application has been stamped "Notification" and will be placed in our records.

If you have any questions, please call me directly at 703-305-6249 or Joyce Edwards of my staff at 703-308-5479.

Sincerely,

A handwritten signature in cursive script that reads "Linda Arrington".

Linda Arrington
Notifications & Minor Formulations Team Leader
Registration Division (7505P)
Office of Pesticide Programs

Please read instructions on reverse before completing form.

Form Approved. OMB No. 2070-0060. Approval expires 05-31-98



United States
Environmental Protection Agency
Washington, DC 20460

Registration
 Amendment
 Other

OPP Identifier Number

Application for Pesticide - Section I

1. Company/Product Number 538-190	2. EPA Product Manager Jim Tompkins	3. Proposed Classification <input type="checkbox"/> None <input type="checkbox"/> Restricted
4. Company/Product (Name) Turf Builder Plus Halts for Lawns	PM# PM-25	
5. Name and Address of Applicant (Include ZIP Code) The Scotts Company 14111 Scottslawn Road Marysville, Ohio 43041 <input type="checkbox"/> Check if this is a new address	6. Expedited Review. In accordance with FIFRA Section 3(c)(3)(b)(I), my product is similar or identical in composition and labeling to: EPA Reg. No. _____ Product Name _____	

Section II

Amendment - Explain below. Final printed labels in response to Agency letter dated 11-07-05

Resubmission in response to Agency letter dated XX-XX-XX "Me Too" Application

Notification - Explain below. Other - Explain below.

Explanation: Use additional page(s) if necessary. (For section I and Section II.)

Notification for general label revisions per PR Notices 98-10. (See attached letter)

Section III

1. Material This Product Will Be Packaged In:				2. Type of Container	
Child-Resistant Packaging <input checked="" type="checkbox"/> Yes* <input type="checkbox"/> No	Unit Packaging <input type="checkbox"/> Yes <input type="checkbox"/> No	Water Soluble Packaging <input type="checkbox"/> Yes <input type="checkbox"/> No		<input type="checkbox"/> Metal	<input type="checkbox"/> Plastic
*Certification must be submitted	If "Yes" Unit Packaging wgt.	No. per Container	If "Yes" Package wgt.	No. per Container	<input type="checkbox"/> Glass
					<input type="checkbox"/> Paper
					<input type="checkbox"/> Other (Specify) Plastic Bag
3. Location of Net Contents Information <input type="checkbox"/> Label <input type="checkbox"/> Container		4. Size(s) Retail Container TBD		5. Location of Label Directions <input type="checkbox"/> On Bag <input type="checkbox"/> On Labeling accompanying product	
6. Manner in Which Label is Affixed to Product <input type="checkbox"/> Lithograph <input type="checkbox"/> Other <input type="checkbox"/> Paper glued <input type="checkbox"/> Stenciled					

Section IV

1. Contact Point (Complete items directly below for identification of individual to be contacted, if necessary, to process this application.)		
Name Lisa R. McClellan	Title Senior Regulatory Scientist	Telephone No. (Include Area Code) (937) 6-4-7691
Certification I certify that the statements I have made on this form and all attachments thereto are true, accurate and complete. I acknowledge that any knowingly false or misleading statement may be punishable by fine or imprisonment or both under applicable law.		6. Date Application Received (Stamped)
2. Signature BY:	3. Title Senior Regulatory Scientist	
4. Typed Name: Lisa R. McClellan	5. Date: August 8, 2007	

The Scotts Company

and Subsidiaries
August 8, 2007



Sherada Hobgood
Document Processing Desk (NOTIF)
Office of Pesticide Programs (7504P)
U.S. Environmental Protection Agency
Room S-4900, One Potomac Yard
2777 South Crystal Drive
Arlington, VA 22202-4501

SUBJECT: Turf Builder Plus Halts for Lawns, EPA Reg. No. 538-190
Notification for: General Labeling Change(s)

Dear Ms. Hobgood:

Enclosed are the following materials in support of this Notification for the product Turf Builder with Halts Crabgrass Preventer:

- (1) Registration application, Form 8570-1
- (2) Two (2) copies of the labeling, with changes highlighted.

The following revisions were made:

Spreader Settings section:
Spreading Tips

Apply header strips. Then apply product in longest direction of lawn. For best results, use a Scotts spreader. Shut off spreader or stop each time you reach a header strip.

Scotts Broadcast/Rotary Spreaders

Each pass should be within 5 feet of each other to ensure an overlap.

Scotts Basic, Standard, Deluxe Edgeguard, Lawn Pro or SpeedyGreen...3 1/2

Scotts EasyGreen.....27

Scotts Drop Spreaders

Make sure spreader wheel completely overlaps previous wheel marks.

Scotts AccuGreen.....5 1/2

For additional spreader settings, please call 1-800-543-TURF (8873).

“Notification of label changes relative to PR Notice 98-10. This notification is consistent with the guidance in PR Notices 98-10 and the requirements of EPA’s regulations at 40 CFR 156.10 and 40 CFR 152.46, and no other changes have been made to the labeling or the confidential statement of formula of this product. I understand that it is a violation of 18 U.S.C. Sec. 1001 to willfully make any false statement to EPA. I further understand that if this notification is not consistent with the guidance of PR Notices 98-10 and the requirements of 40 CFR 156.10 and 40 CFR 152.46, this product may be in violation of FIFRA and I may be subject to enforcement action and penalties under sections 12 and 14 of FIFRA”.

If you have any questions regarding this submission, please contact me at 937-644-7691.

Respectfully,
The Scotts Company

BY:

Lisa R. McClellan
Senior Regulatory Scientist 14111 Scottslawn Road Marysville, Ohio 43041 937-644-0011

80%
12-digi UPC
(non-suppressed)
32267 32367

80%
12-digi UPC
(non-suppressed)
32267 32367

32367
12

32367
12

Water Smart™
Formula
Makes the Most of Every Drop™

Water Smart™
Formula
Makes the Most of Every Drop™

- Prevents Crabgrass all Season
- Improves lawn's ability to absorb water and nutrients

- Prevents Crabgrass all Season
- Improves lawn's ability to absorb water and nutrients



Evita el Zcate Mano de Cangrejo Toda la Temporada y Mejora la capacidad del césped para absorber agua y nutrientes

Turf Builder®

WITH
HALTS® CRABGRASS PREVENTER

para césped con Halts® para evitar el crecimiento de zacate mano de cangrejo



- Prevents crabgrass all season
- Improves lawn's ability to absorb water and nutrients
- Builds stronger, deeper roots for more effective water use
- Helps lawn lock in/retain/hold moisture/water to protect against heat and drought
- Feeds and Strengthens - helps lawn stand up to heat, drought, and wear and tear
- Won't burn lawn...Guaranteed!
- Feeds and Greens for Fast green up after winter
- Stops crabgrass

*NOT FOR NEWLY SEEDED AREAS

Water Smart™ Formula
Makes the Most of Every Drop™

KEEP OUT OF REACH OF CHILDREN
CAUTION SEE BACK FOR ADDITIONAL PRECAUTIONARY STATEMENTS

MANTENER FUERA DEL ALCANCE DE LOS NIÑOS
PRECAUCION VEA LAS AUSEOS DE PRECAUCION EN EL REVERSO.

ACTIVE INGREDIENT:	
Pendimethalin†	1.29 %
OTHER INGREDIENTS:	98.71 %
Total	100.00 %

NET WEIGHT/PESO NETO 13.35 lb (6.38 kg)



Turf Builder

WITH
HALTS CRABGRASS PREVENTER

para césped con Halts® para evitar el crecimiento de zacate mano de cangrejo

APPLY IN EARLY
SPRING
APLICAR AL INICIO DE PRIMAVERA
30-0-4 COVERS 5,000 SQ FT

32367
12

Turf Builder



WITH
HALTS CRABGRASS PREVENTER
para césped con Halts® para evitar el crecimiento de zacate mano de cangrejo

Scotts
Turf Builder
WITH
HALTS CRABGRASS PREVENTER
para césped con Halts® para evitar el crecimiento de zacate mano de cangrejo

Scotts & Your Environment



Scotts® products are designed with care to grow thicker, greener lawns. Because green is good. Healthy lawn grasses and air, produce oxygen and prevent runoff and soil erosion. We care for your lawn and your planet. Help keep our water resources clean. Apply this product only to your lawn. Avoid mowers or any product that lands in the driveway, sidewalk or street back on to your lawn.

Feed Regularly For Your Best Lawn
Regular feedings of Scotts® Turf Builder® will help build a lawn you and your family can enjoy. Scotts® Turf Builder® provides the nutrients your lawn needs to look its weed-free best and withstand the stresses of heat, drought and family activity.

ONE ANNUAL FEEDING Feeding once a year starts the growth process by greening and building new roots.	2-3 ANNUAL FEEDINGS Each feeding builds on the last. The roots grow thicker and stronger, and the lawn starts to crowd out weeds.	4 ANNUAL FEEDINGS The root system is deep and strong and the lawn has more resources to survive stresses.
--	---	---

Plan your feeding schedule. Choose the right product for your lawn.

EARLY SPRING February-April Scotts® Turf Builder® Lawn Fertilizer To prevent crabgrass: Scotts® Turf Builder® with HALTS® Crabgrass Preventer	LATE SPRING April-June Scotts® Turf Builder® Lawn Fertilizer If you have weeds: Scotts® Turf Builder® with Plus 2® Weed Control	SUMMER July-August Scotts® Turf Builder® Lawn Fertilizer If you have weeds: Scotts® Turf Builder® with SummerGuard®	FALL September-November Scotts® Turf Builder® WinterGuard® If you have fall weeds: Scotts® Turf Builder® WinterGuard® with Plus 2® Weed Control
--	--	--	--



The Scotts Advantage®

Each of Scotts exclusive All-in-One Particles® contain the guaranteed feeding nutrients and the weed control ingredient to provide consistent feeding and weed control to every treated square inch of your lawn. The result: A thick, green, weed-free lawn without burning. GUARANTEED. *All-in-One Particles: nitrogen, potassium and weed control contained in every particle.



Get Expert Advice For Your Lawn NOW!

Want information on what to use and when? Sign up today to get free expert advice specifically for your lawn. Visit scotts.com or call 1-800-543-TURF (8873)

Tips For Lawncare Success:

- Mow your lawn high. A mowing height of 3" allows the grass to develop a deep root system & helps your lawn use water more effectively.
- Leave the grass clippings on your lawn. This recycles the plant nutrients back into the soil.
- Conserve water. Your lawn will begin to wilt when water is needed. As much as possible, take advantage of nature's sprinkler and rely on the rain to water your lawn.

Consejos para tener éxito en el cuidado de su césped:

- Corte el césped alto. Una altura de corte de 3" permite que la grama desarrolle un sistema de raíces profundo y ayude al césped a hacer un mejor uso del agua.
- Deje la grama recortada en su césped. Esto recicla los nutrientes de las plantas de regreso a la tierra.
- Conserve el agua. Su césped empezará a marchitarse cuando necesite agua. Aproveche el rociador de la naturaleza y utilice la lluvia para regar su césped tanto como sea posible.

Key Product Facts

Directions for Use

This is a violation of Federal law to use this product in a manner inconsistent with its label.

Application
Scotts® Turf Builder® with HALTS® Crabgrass Preventer should be applied when your lawn is dry. It is not necessary to water in after application. However, for best results, the lawn should receive 1/4 to 1/2 inch of water from rainfall or watering within 2-3 days after application.

- Apply in early spring before the third to fourth mowing or before temperatures are regularly in the 80's (before dandelions reach the seedling stage). Fall, mow or freezing weather after application will not affect the performance of this product.
- Do not seed or soil for four months following application. The crabgrass barrier prevents grass seed from sprouting.
- Not for use on dandelions, henbit, or St. Augustinegrass lawn.
- Allow at least 5 weeks between applications of this product and Treatment Two.
- This product applies 1.5 lbs of pesticide/per acre. Do not apply more than twice a year.

Do not enter or allow others to enter the treated area until dust has settled. Do not apply this product in a way that will contact any person or pet, either directly or through drift. Keep people and pets out of the area during application.

Datos Clave del Producto

Instrucciones

Es una violación de la Ley Federal usar este producto de forma inconsistente con su etiqueta.

Aplicación
Scotts® Turf Builder® with HALTS® Crabgrass Preventer para evitar el crecimiento de zacate cuando el césped está seco. No es necesario regar después de la aplicación. Sin embargo, para obtener los mejores resultados, el césped debe recibir de 1/4 a 1/2 pulgadas de agua por lluvia o riego dentro de los siguientes 2-3 días después de la aplicación.

- Aplicar este producto en la primavera antes del 3 y 4 corte de césped e antes de que las temperaturas se establezcan en 80° antes que los dientes de león alcancen el estado de plántula. El clima con frío, nieve o heladas después de la aplicación no afectará el rendimiento de este producto.
- No sembrar ni cubrir el césped durante cuatro meses después de la aplicación. Este producto puede evitar la germinación de semillas.
- No debe usarse en céspedes de dandelión, grama brava y grama St. Agustín.
- Permita por lo menos 5 semanas entre aplicaciones de este producto y el Segundo Tratamiento.
- Este producto aplica 1.5 lb de pesticida por acre. No se debe aplicar más de dos veces al año.

No entre y no permita que otros entren al área tratada hasta que se haya asentado el polvo. No se debe aplicar este producto de manera que entre en contacto con algunas personas o mascotas, ya sea directamente o por el viento. Mantenga a las personas y mascotas fuera del área durante la aplicación.

Raking

Important: Do not rake or aerify for 4 months after application to avoid disturbing the crabgrass barrier on the soil surface.



Uso del rastrillo

Importante: No pase el rastrillo o airee durante 4 meses después de la aplicación para evitar perturbar la barrera contra el zacate sobre la superficie de la tierra.

Seeding/Sodding/Spigging

Do not apply to newly seeded or sodded areas until after the fourth mowing. On newly spigged areas, wait 5 months before applying. This product controls crabgrass in its early stages of growth. This product does not control mature crabgrass and other existing weeds. You can kill broadleaf weeds with Scotts® Turf Builder® with Plus 2® Weed Control.

Spreader Settings

	Spreading Tips Apply header strips. Then apply product in longest direction of lawn. For best results, use a Scotts® spreader. Shut off spreader or stop each time you reach a header strip. Scotts Broadcast/Rotary Spreaders Each pass should be within 5 feet of each other to ensure an overlap. Scotts Basic™, Standard™, Deluxe™ EdgeGuard™, Lawn Pro® or SpeedyGreen®	Covers 5,000 sq. ft. Cubre 5,000 Pies Cuadrados
	Scotts EasyGreen® Scotts Drop Spreaders Make sure spreader wheel completely overlaps previous wheel marks. Scotts AccuGreen®	3 1/2 27 5 1/2

Posiciones del esparcidor

Sugerencias para esparcir
Aplique franjas guía. Luego aplique el producto en la dirección más larga del césped. Para obtener los mejores resultados, utilice un esparcidor Scotts®. Apague el esparcidor o para cada vez que llegue a una franja guía.

Esparcidores al voleo/giratorio de Scotts
Cada pasada debe ser a un ángulo de 5 pies de la otra para asegurar un traslape.
Scotts Basic™, Standard™, Deluxe™ EdgeGuard™, Lawn Pro® o SpeedyGreen®

Scotts EasyGreen®
Esparcidores de goteo Scotts
Asegúrese que la rueda del esparcidor traslape completamente las marcas previas de ruedas.
Scotts AccuGreen®

Para conocer las posiciones adicionales del esparcidor, comuníquese al 1-800-543-TURF (8873).

First Aid and Environmental Information

KEEP OUT OF REACH OF CHILDREN

CAUTION

Precautionary Statements

Hazards to Humans and Domestic Animals:
Caution. Harmful if absorbed through the skin. Causes moderate eye irritation. Avoid contact with eyes, skin or clothing.
User Safety Recommendations
User should wash hands before eating, drinking, chewing gum, using tobacco or using the toilet. User should remove clothing immediately if pesticide gets inside. Then wash thoroughly and put on clean clothing.

First Aid

- IF IN EYES:** Hold eye open and rinse slowly and gently with water for 15-20 minutes. Remove contact lenses if present, after first 5 minutes, then continue rinsing eye.
- IF ON SKIN OR CLOTHING:** Take off contaminated clothing. Rinse skin immediately with plenty of water for 15-20 minutes.
- IF SWALLOWED:** Call a poison control center or doctor immediately for treatment advice. Have person sip a glass of water if able to swallow. Do not induce vomiting unless told to do so by a poison control center or doctor. Do not give anything by mouth to an unconscious person.
- IF INHALED:** Move person to fresh air. If person is not breathing, call 911 or an ambulance, then give artificial respiration, preferably by mouth-to-mouth, if possible.

Call a poison control center or doctor for treatment advice. Have the product container or label with you when calling poison control center or doctor, or going for treatment.

Primeros auxilios e información ambiental

MANTENER FUERA DEL ALCANCE DE LOS NIÑOS

PRECAUCION

Avisos de Precaución

Riesgos para los seres humanos y animales domésticos:
Precaución. Es dañino si se absorbe a través de la piel. Causa irritación moderada en los ojos. Evite el contacto con ojos, piel o ropa.
Recomendaciones de seguridad para el usuario
El usuario deberá lavarse las manos antes de comer, beber, masticar goma de mascar, usar tabaco o hacer el baño. El usuario deberá quitarse la ropa inmediatamente si la usa adentro al pesticida. Luego deberá lavarse completamente y ponerse ropa limpia.

Primeros Auxilios

- SI ENTRA EN LOS OJOS:** Mantenga el ojo abierto y enjuague con agua despecto y con cuidado por 15 a 20 minutos. Si usara lentes de contacto, quítelos después de lavarse con agua los primeros 5 minutos y después continúe enjuagando el ojo.
- SI CAE EN LA PIEL O ROPA:** Quite la ropa contaminada. Enjuague la piel inmediatamente con abundante agua durante 15 a 20 minutos.
- SI SE TRAGA:** Lléve inmediatamente al centro de control de envenenamiento o al médico para obtener recomendaciones de tratamiento. Haga que la persona beba sorbos de un vaso con agua, si puede tragas. No induce el vómito a menos que lo indique un centro de control de envenenamiento o el médico. No le dé nada por la boca a una persona inconsciente.
- SI SE INHALA:** Lleve a la persona al aire fresco. Si la persona no respira llame al 911 o a una ambulancia, luego aplique respiración artificial, preferiblemente de boca a boca, si es posible.

Lleve al centro de control de envenenamiento o al doctor para obtener recomendaciones de tratamiento. Tenga a la mano el envase del producto o la etiqueta cuando llame al centro de control de envenenamiento o al doctor o al buscar tratamiento.

Environmental Hazards

This pesticide is toxic to fish. Do not apply directly to water. Runoff from treated areas may be hazardous to aquatic organisms in neighboring areas. Do not contaminate water when disposing of equipment washwaters. In case of spills, either collect for use or dispose of properly.

Storage and Disposal

STORAGE: Store in a clean, dry place. Reseal opened bag by folding top down and securing.
DISPOSAL: If EMPTY: Do not reuse this container. Place in trash or offer for recycling if available.
PARTIALLY FILLED: Call your local solid waste agency for disposal instructions. Never place unused product down any indoor or outdoor drain.

STAINING NOTE: Care causes staining to cement, stone, metallic surfaces (such as automobiles and garden furniture), clothing or shoes. If contact occurs, wash off particles to prevent staining and/or unwanted tracking into the house. If necessary, rinse off with water.

Guaranteed Analysis

Turf Builder® with HALTS® Crabgrass Preventer	6.643
Total nitrogen (N)	30%
7.1% ammoniacal nitrogen	
12.6% urea nitrogen	
0.4% other water soluble nitrogen*	
Soluble potash (K ₂ O)	4%
Sulfur (S)	5%
5.0% combined sulfur (S)	
Derived from: methylureas, potassium sulfate, ammonium sulfate.	
*Contains 0.5% slowly available methylenediamine and dimethylenetriamine nitrogens.	
U.S. Patent No. 5,102,440	
Product of U.S.A.	

Information regarding contents and levels of metals in this product is available on the internet at <http://www.regulatory-info-sc.com>

Questions / Information

Consumer Helpline
1-800-543-TURF (8873)
Visit our website
www.scotts.com
The Scotts Company
14111 Scottslawn Rd.
Marysville, Ohio 43041

© 2007 Licensed by The Scotts Company LLC.
World rights reserved.
Made in U.S.A.
EPA Reg. No. 538-130
EPA Est. No. 538-01-1

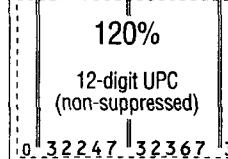
062807 ACC rev

Información relacionada con el contenido y con los niveles de metales en este producto se encuentra disponible en Internet en <http://www.regulatory-info-sc.com>

Scotts No-Quibble Guarantee®

If for any reason you, the consumer, are not satisfied after using this product, you are entitled to get your money back. Simply send us evidence of purchase and we will mail you a refund check promptly.
Si por cualquier razón usted, el consumidor, no está satisfecho después de usar este producto, tiene derecho a que se le devuelva su dinero. Simplemente envíenos su comprobante de venta y nosotros le enviaremos rápidamente por correo un cheque de reembolso.

TURF BUILDER WITH HALTS
CRABGRASS PREVENTER 5M 32367-12



Proof of Purchase
1200552
P2367-12
VID-BB