

538-190

11/07/2005

1/24



U.S. ENVIRONMENTAL PROTECTION AGENCY

Office of Pesticide Programs  
Registration Division (7505C)  
1200 Pennsylvania Ave., N.W.  
Washington, D.C. 20460

NOTICE OF PESTICIDE:  
 Registration  
 Reregistration

(under FIFRA, as amended)

EPA Reg.

Number:

538-190

Date of Issuance:

11-7-05

Term of Issuance:

Conditional

Name of Pesticide Product:

Turf Builder Plus  
Halts For Lawn

Name and Address of Registrant (include ZIP Code):

The Scotts Company  
14111 Scottslawn Road  
Marysville, OH 43041

Note: Changes in labeling differing in substance from that accepted in connection with this registration must be submitted to and accepted by the Registration Division prior to use of the label in commerce. In any correspondence on this product always refer to the above EPA registration number.


On the basis of information furnished by the registrant, the above named pesticide is hereby registered under the Federal Insecticide, Fungicide and Rodenticide Act.

Registration is in no way to be construed as an endorsement or recommendation of this product by the Agency. In order to protect health and the environment, the Administrator, on his motion, may at any time suspend or cancel the registration of a pesticide in accordance with the Act. The acceptance of any name in connection with the registration of a product under this Act is not to be construed as giving the registrant a right to exclusive use of the name or to its use if it has been covered by others.

This product is conditionally reregistered in accordance with FIFRA section 3(c)(7)(A) provided you agree in writing to:

1. It is **suggested** that the First Aid section be placed within a box and each section broken up to resemble the First Aid section on the attached enclosure.
2. It is **suggested** that the sections of the label follow the order of sections as outlined in the Sample Label on the attached enclosure.

Signature of Approving Official:

  
James Tompkins, Product Manager (25)  
Herbicide Branch, Registration Division (7505C)


Date:

11-7-05

2/24

You will submit one copy of your final printed labeling before you release the product for shipment. If these conditions are not complied with, the registration will be subject to cancellation in accordance with FIFRA section 6(e). A stamped copy of labeling is enclosed for your records.

Sincerely,



James Tompkins  
Product Manager (25)  
Herbicide Branch  
Registration Division (7505C)

3/24

MASTER LABEL

[FRONT]



**Turf Builder® Plus Halts® for Lawns**  
EPA Reg No 538-190

America's favorite crabgrass preventer plus fertilizer  
(Weed-and-Feed)

SCOTTS®

ACCEPTED  
with COMMENTS  
in EPA Letter Dec 11-7-05  
Under the Federal Insecticide,  
Fungicide, and Rodenticide Act  
as amended, for the pesticide  
registered under EPA Reg. No.  
538-190

[OPTIONAL FRONT PANEL CLAIMS AND INFORMATION]

- This is the only fertilizer or weed control you will need until fall.
- Prevents and controls weeds at the right time.
- Extended feeding to green and thicken your lawn through spring and summer
- Slow-release nitrogen fertilizer – for uniform growth and extended feeding
- Poly-S™ Technology, polymer encapsulated nitrogen
- Patented [timed-release nitrogen] formula builds thick, green lawns from the roots up
- Apply early in the spring for season-long prevention.
- Specially formulated with Scotts Poly-S time release fertilizer, used by Landscape Professionals
- Contains both readily available nitrogen for quick green up and controlled release nitrogen for uniform growth and extended feeding
- Highly effective pre-emergent control of crabgrass, foxtail, spurge, oxalis, and other grassy and broadleaf weeds.
- Patented timed-release formula builds greener, thicker [thick, green] lawns from the roots up
- [Results] Backed by Scotts No-Quibble Guarantee
- More greening power than (Scotts Brand XXX) [Note to PM: This claims will be used in reference to other Scotts products that deliver higher levels of nitrogen.]
- Prevents Crabgrass from Germinating
- Builds Thick, Green Lawns
- Apply in Early Spring: February – April
- Lawn Success Made Easy
- This simple 2-treatment program eliminates the confusion over what and when to apply for a thick, green, weed-free lawn . . . guaranteed.
- Apply the first treatment anytime February through April to prevent weeds and to fertilize. Apply the second treatment six to eight weeks later to control weeds and to fertilize through the summer. These two applications replace three regular applications of fertilizer.
- America's favorite crabgrass preventer plus lawn fertilizer for established lawns
- Prevents crabgrass, barnyardgrass, *Poa annua*, foxtail, oxalis, spurge, (and other problem weeds – see back) plus fertilizes with America's favorite fertilizer
- Not for use on dichondra or bentgrass lawns
- Not for newly seeded areas.\* (\*See back for appropriate products to use when seeding)
- Patented MURP® formula for developing thick, green lawns
- Patented Particle™ Technology
- Experience The Scotts Advantage™
- Stops crabgrass before its starts!
- Early Season Lawn Fertilizer and Crabgrass Preventer
- Prevents crabgrass and 8 other problem weeds
- Delivers pre and early post-emergent crabgrass control
- Results backed by Scotts No-Quibble Guarantee
- Prevents weeds and fertilizes your lawn
- Stops crabgrass and other weeds before they sprout and helps make your lawn its thickest, greenest ever.
- Stops crabgrass and other weeds before they sprout and fertilizes your lawn.
- Start anytime . . . just check the month below and apply products at 2 month intervals.

- **Guaranteed results**  
Each step is designed to the specific season to help give you a greener lawn.
- **Save Money**  
Why even consider a lawn care service? Scotts Lawn Pro® Annual Program will give you a beautiful lawn for about one-third the cost.
- **Start anytime**  
You can begin the Annual Program anytime of the year. Just check the month and select the appropriate Step listed. Apply the remaining Steps at two-month intervals.
- **Simple and easy**  
No more guesswork. You simply apply the right product – one Step at a time.
- **For best results, apply as part of a Scotts Annual Lawn Pro® Program [see back for details]**
- **Now its easy for you to have a better lawn.**

A Scotts® Lawn Pro® Product  
Available only at authorized Lawn Pro® stores (Dealers)

- Provides even greening – better than all soluble fertilizers
- XX% more greening power than (Scotts Brand XXX) [Note to PM: This claims will be used in reference to other Scotts products that deliver higher levels of nitrogen.]
- Prevents crabgrass, foxtail, spurge, barnyardgrass, fall panicum, and oxalis (common yellow woodsorrel) while greening your lawn without rapid, extreme growth.
- Formulated for the home environment.

Prevents crabgrass  
and 8 other problem weeds

Thicker, greener turf  
- satisfaction guaranteed

**COVERAGE:** Treats (and fertilizes) 5,000 or 6,000 sq. ft.

**APPLICATION:** (See back for details)

Apply in early spring (or apply anytime February through April). Not for use on dichondra or bentgrass lawns.

XX NITROGEN	X PHOSPHORUS	X POTASSIUM
Essential for plant growth; makes grass green.	Stimulates root growth; helps grass multiply.	Makes plant strong; better able to resist drought and extreme heat.

**Golf course results for your home lawn!**

**Exclusive Particle Technology**

- 79 of the top 100 golf courses use exclusive Scotts Ultra fertilizer technology for maximum turf performance
- Timed-release nitrogen won't burn your lawn

**ULTRA GREENING POWER!**

6/24

[FRONT PANEL CONT.]

NET WEIGHT XX.XX LBS

XX-X-X

KEEP OUT OF REACH OF CHILDREN

CAUTION

See back for additional precautionary statements

ACTIVE INGREDIENT:

Pendimethalin† ..... 1.29%

OTHER INGREDIENTS: ..... 98.71%

Total 100.00%

†CAS #40487-42-1

EPA Reg. No. 538-190

EPA Est 538-OH-1

Turf Builder Plus Halts

XX-X-X

6/24

**[GUSSETS]**

Scotts®  
Turf Builder Plus Halts®  
for Lawns (Crabgrass Preventer)  
America's favorite crabgrass preventer plus fertilizer

SCOTTS POLICY  
No-Quibble Guarantee  
See back for details

XXXXX

Treats (and fertilizes) up to 5,000 – 6,000 sq. ft.  
(Treats and feeds 5,000 sq. ft.)

Stops crabgrass and other weeds before they sprout and helps make your lawn its thickest, greenest ever.

Stops crabgrass and other weeds before they sprout and fertilizes your lawn.

Prevents weeds and fertilizes your lawn.

**[OPTIONAL GUSSET]**

PULL TAB  
and remove for  
pour spout

TB+H XXXXX  
5-6M  
PROOF OF  
PURCHASE

Easy PULL HERE  
Open -OR-  
CUT HERE TO OPEN

---

TURF BUILDER PLUS  
HALTS® FOR LAWNS  
crabgrass preventer plus fertilizer  
(Weed-and-Feed)

7124

**[BACK]**

**Guaranteed Analysis**

Total nitrogen (N) ..... XX%  
 XX% ammoniacal nitrogen  
 XX% urea, methylene ureas nitrogen\*\*  
 XX% water insoluble nitrogen  
 Available phosphate (P<sub>2</sub>O<sub>5</sub>) ..... X%  
 Soluble potash (K<sub>2</sub>O) ..... XX%

Derived from: monoammonium phosphate, urea, methylene ureas, muriate of potash or potassium sulfate.

Chlorine, not more than ..... XX%

Product of USA

U.S. Patent No's 5,219,465; 5,300,135

\*\* Contains XX% slowly available methylenediurea and dimethylenetriurea nitrogen.

Treats (and fertilizes) up to 5,000 – 6,000 sq. ft.  
(Treats and feeds 5,000 sq. ft.)

Scotts®  
Turf Builder Plus Halts®  
for Lawns (Crabgrass Preventer)

SCOTTS POLICY  
No-Quibble Guarantee  
See back for details

The Scotts Company  
14111 Scottslawn Rd.  
Marysville, Ohio 43041

©2002. The Scotts Company. World rights reserved.

**[OPTIONAL BACK PANEL CLAIMS]**

**[CLAIMS SPECIFIC TO PHOSPHORUS-FREE PRODUCT LINE]**

- Phosphorus-Free Formulation
- Phosphorus-Free Fertilizer
- Scotts® Phosphorus-Free fertilizer provides the best formula for soils already containing a high natural presence of available phosphorus. A soil test can help determine if your soil will support normal turf growth without phosphorus supplement
- Scotts Phosphorus-Free products are specially formulated with Scotts Poly-S® timed-release fertilizer. The unique Poly-S® coating provides your lawn with uniform growth and an extended feeding for up to two months.
- Apply Scotts® Phosphorus-Free Fertilizer with Crabgrass Preventer in Early Spring (February to April)  
Highly effective pre-emergent control of crabgrass and other grassy weeds  
Provides a regular turf feeding
- Apply Scotts® Phosphorus-Free Fertilizer with Weed Control Anytime Broadleaf Weeds are Actively Growing  
Kills dandelions, clover, and other broadleaf weeds  
Provides a regular turf feeding
- Apply Scotts® Phosphorus-Free Fertilizer Anytime  
Thickens and greens lawns  
Provides a regular turf feeding

XX	XX	XX
Nitrogen for Color	Phosphorus for Strength	Potassium for Protection
Contributes to thicker, greener growth.	Stimulates root growth. Test your soil regularly to see if phosphorus should be applied	Protects turf against disease and drought damage.

8/24

*The Scotts Difference™*

Patented Particle™ Technology

Unlike ordinary weed-and-feeds (or crabgrass preventer), every particle of this product contains Scotts® patented timed-release nitrogen plus phosphorus, potassium, and weed control. (See back for details.)

Spring applications prevent crabgrass, foxtail, oxalis, spurge and knotweed.

Fall applications prevent moss, *Poa annua*, and chickweed.

- Contains Poly-S™ exclusive controlled release nitrogen
- Scotts No-Quibble Guarantee™
- Toll-Free Consumer Helpline (1-800-543-TURF)

“We guarantee thick, green, weed-free turf without risk of burning or surge growth.”

Builds thick, green turf from the roots up without burning your lawn.

For best results, apply a Turf Builder® product four times a year (see back for details).

Treats and feeds X,XXX sq. ft.

**-OR-**

*The Scotts Difference™*

Scotts patented (exclusive) Particle Technology is available only in Scotts® products, so don't be fooled by weed-and-feeds (or crabgrass preventers) claiming to be “just like Scotts”.

Uniform proportions of the major nutrients – timed-release nitrogen, plus phosphorus and potassium – and weed control are bonded together in every Turf Builder Plus Halts for Lawns particle, so they are distributed evenly across the entire lawn, eliminating hit-or-miss feeding and weeding. And the timed-release nitrogen feeds your lawn safely, without burning, and steadily for up to 2 months. Because of Scotts exclusive timed-release nitrogen, you won't get the rapid surge growth associated with ordinary, fast-release weed-and-feeds. With regular mowing, you will have fewer clippings and may not even have to bag your clippings.

Remember, even weed-and-feeds (or crabgrass preventers) claiming to contain slow- or controlled-release nitrogen typically are just simple mixes, so they can't deliver the consistent great results you'll get from Scotts patented Particle Technology. With Scotts Turf Builder Plus Halts for Lawns, you can be assured that every particle contains timed-release nitrogen, plus the other primary nutrients and weed control.



9/24

ORDINARY SIMPLE MIXES	SCOTTS TECHNOLOGY
<ul style="list-style-type: none"> <li>• Nutrient and crabgrass preventer granules of many different sizes and shapes.</li> <li>• Result: granules of unequal size can separate during application</li> </ul>	<ul style="list-style-type: none"> <li>• Ultra Turf Builder Plus Halts for Lawns granules are consistent in composition.</li> <li>• Result: consistent distribution of nutrients and crabgrass preventer.</li> </ul>

ORDINARY SIMPLE MIXES	SCOTTS TECHNOLOGY
<ul style="list-style-type: none"> <li>• The amount of individual nutrients and crabgrass preventer in each square inch of lawn may vary greatly.</li> <li>• Result: uneven, inconsistent crabgrass prevention and feeding.</li> </ul>	<ul style="list-style-type: none"> <li>• Ultra Turf Builder Plus Halts for Lawns delivers the same ratio of primary nutrients plus crabgrass preventer to every treated square inch of turf.</li> <li>• Result: consistent greening plus better crabgrass prevention.</li> </ul>

**-OR-**

[Experience] The Scotts Advantage™: Feeds Your Lawn and Stops Crabgrass Before It Starts!  
 Scotts Turf Builder Plus Halts for Lawns works by forming a preventive barrier in the soil. Unlike most [many/other/ordinary] crabgrass prevention products, every Scotts particle contains plant nutrients and the prevention ingredient. Scotts All-in-One particles™ feed and provide a preventive barrier to every treated square inch of your lawn, keeping crabgrass and other grassy weeds from sprouting all season long.

All-in-One = nitrogen, phosphorus, potassium and the crabgrass prevention ingredient contained in every particle.

- |  |  |
|--|--|
| <p style="text-align: center;"><b>Turf Builder Plus Halts for Lawns</b></p> <ul style="list-style-type: none"> <li>• Each All-in-One* particle contains nutrients and the crabgrass prevention ingredient</li> <li>• Evenly dispersed particles provide better crabgrass prevention and more consistent feeding</li> </ul> | <p style="text-align: center;"><b>Ordinary Mixed Fertilizers</b></p> <ul style="list-style-type: none"> <li>• Nutrients and the crabgrass prevention ingredient often in separate particles</li> <li>• Particles can separate during application, resulting in inconsistent crabgrass prevention and feeding.</li> </ul> |
|--|--|

**[OPTIONAL CLAIMS]**

**Turf Builder Plus Halts for Lawns**  
 Turf Builder Plus Halts for Lawns particles deliver the same ration of nitrogen, phosphorus, potassium and weed preventer in every treated square inch of turf for even, consistent feeding plus better crabgrass prevention.

**Ordinary Mixed Crabgrass Preventer**  
 Granules contain different nutrient and crabgrass prevention granules of different sizes and shapes can separate during application resulting in uneven, inconsistent crabgrass prevention and feeding.

**Poly-S™ Technology**  
 Scotts® Slow-release polymer-encapsulated nitrogen fertilizer – for uniform growth with extended feeding.

Advantages of Turf Builder plus Halts® for Lawns :

**SUPERIOR QUALITY**

**TURF BUILDER PLUS HALTS® for LAWNS** Our small, uniform granules cover your lawn completely to stop these weeds before they start. All this means that Turf Builder plus Halts® gives your lawn the best season-long crabgrass, foxtail and spurge prevention available.

**SCOTTS TRIONIZED® II FORMULA PROVIDES A MORE EFFICIENT NITROGEN THAN EVER BEFORE** to help promote quicker greening.

**TURF BUILDER PLUS HALTS® WON'T BURN YOUR LAWN.** The nitrogen in the Trionized® II formula is buffered. This means Turf Builder plus Halts® for Lawns greens your lawn without the danger of burning.

**PART OF THE NITROGEN IN TURF BUILDER PLUS HALTS® for LAWNS IS TIMED-RELEASE** to provide a supply of this essential nutrient to help your lawn stay thick and green for up to 6 to 8 weeks.

10/24

EACH TURF BUILDER PLUS HALTS® for LAWNS GRANULE CONTAINS THE THREE MAJOR NUTRIENTS AND CRABGRASS PREVENTER. We bond Scotts unique controlled-release nitrogen with other essential nutrients and a unique crabgrass preventer so your lawn receives a safe, uniform feeding and the most effective season-long crabgrass, foxtail and spurge prevention available.

TURF BUILDER PLUS HALTS® for LAWNS	COMPETITIVE SIMPLE MIXTURE --OR-- ORDINARY MIXED CRABGRASS PREVENTOR
<ul style="list-style-type: none"> <li>• Every granule contains nitrogen, phosphorous, potassium and crabgrass preventer.</li> <li>• Provides safe, even greening with uniform crabgrass prevention.</li> </ul>	<ul style="list-style-type: none"> <li>• Granules contain different nutrients.</li> <li>• May cause uneven greening and spotty crabgrass prevention.</li> </ul>

--OR--

--OR--

<p>Scotts Technology: Turf Builder® plus Halts for Lawns granules are consistent in composition.</p> <p>Result: consistent distribution of nutrients and crabgrass preventer. Turf Builder with Halts delivers the same ratio of nutrients plus crabgrass preventer to every treated square inch of turf. Result: consistent greening plus better crabgrass prevention.</p>	<p>Ordinary Simple Mixes: Nutrient and crabgrass preventer granules of many different sizes and shapes.</p> <p>Results: granules of unequal size can separate during application which can result in uneven, inconsistent crabgrass prevention and feeding.</p>
---	---

AMERICA'S FAVORITES

OTHER GREAT TURF BUILDER® PRODUCTS FOR YOUR LAWN.

If weeds are a problem, use Turf Builder Plus 2®, America's favorite weed and feed. This product clears out dandelions and over 50 other broadleaf weeds while providing your lawn with a safe, uniform feeding of fertilizer.

If you don't have weed problems, use Turf Builder®, America's favorite lawn fertilizer. Turf Builder® promotes quick, deep greening without the danger of burning.

These great Turf Builder® products are developed specifically by Scotts for the unique needs of your lawn – your satisfaction is unconditionally guaranteed.

Turf Builder Plus 2®  
Fertilizer plus Broadleaf Weed Control  
(Crabgrass Preventer)

Turf Builder®  
Fertilizer

**[OPTIONAL BACK PANEL CLAIMS]**

Advantages

- Safe feeding – won't burn when applied as directed
- Quick greening – usually in 4 to 6 days
- Long lasting – feeds up to 2 months
- Dependable – traditional Scotts quality
- Prevents 9 weeds:

Grassy Weeds		Broadleaf Weeds
barnyardgrass	fall panicum	chickweed
crabgrass, large	foxtail	oxalis (yellow woodsorrel)
crabgrass, smooth	Poa annua	spurge (prostrate)

What to Expect

Crabgrass and other weeds listed will be prevented all summer and your lawn will be greener in one week (4-6 days).

**[OPTIONAL]**

11/24

For best results, apply the Scotts® Turf Builder® Annual Program  
For best results, apply Scotts Annual Lawn Care Program

- No more guesswork . . . apply the right product at the right time for a thick, green, weed-free lawn.
- Start anytime . . . just check the month below and apply products at 2 month intervals
- Start the program at any time
- Allow 2 months between application

<b>Turf Builder® Plus Halts® for Lawns (Crabgrass Preventer)</b>	<b>Turf Builder® With Plus 2 Weed Control</b>
<ul style="list-style-type: none"> <li>• Apply in early spring (Feb. – April)</li> <li>• Prevents crabgrass and other annual weeds while feeding your lawn. (In the Pacific Northwest, substitute Turf Builder and Moss Control Granules. For St. Augustinegrass, substitute Bonus S. For dormant bermudagrass, substitute Halts.)</li> </ul>	<ul style="list-style-type: none"> <li>• Apply in late spring (April – June)</li> <li>• Kills dandelions and other broadleaf weeds while feeding your lawn. (For St. Augustinegrass, substitute Turf Builder.)</li> </ul>
<b>Turf Builder® With Insect Control</b>	<b>Turf Builder®</b>
<ul style="list-style-type: none"> <li>• Apply in summer (June – Aug.)</li> <li>• Kills lawn damaging insects plus fleas while feeding your lawn.</li> <li>• For grub control, apply Scotts® GrubEx® anytime from April to mid-August.</li> </ul>	<ul style="list-style-type: none"> <li>• Apply in fall (Aug. – Nov.)</li> <li>• Important time to feed for a thicker, greener lawn.</li> </ul>

Turf Builder Plus Halts for Lawns (Treatment One) forms a barrier in the soil which prevents foxtail, spurge, barnyardgrass, fall panicum and oxalis (common yellow woodsorrel) from sprouting and appearing above ground level.

Treatment Two will control dandelions and most other weeds that have already sprouted and are growing.

— OR —

Eliminates growing broadleaf weeds with Scotts Super Turf Builder Plus 2 Weed Control plus Fertilizer.

Stops crabgrass and other weeds before they sprout and helps make your lawn its thickest, greenest ever.

What to expect: Crabgrass and other weeds listed will be prevented all summer and your lawn will be greener in 4 to 6 days.

Turf Builder plus Halts® for Lawns (Crabgrass Preventer) forms a barrier in the soil which prevents crabgrass, foxtail, spurge, barnyardgrass, fall panicum, goosegrass, and oxalis (common yellow woodsorrel) from sprouting and appearing above ground level. This product does not control dandelions or any other weeds (including crabgrass) that are already sprouted and growing. You can kill growing broadleaf weeds with Scotts Super Turf Builder Plus 2 weed control plus lawn fertilizer.

Super Turf Builder® lawn fertilizer contains extra nitrogen, carefully blended with potassium and phosphorus, to make your lawn greener.

- Your lawn will be greener in 4 to 6 days if weather conditions are good (warm soil, some moisture) and application instructions were followed.
- The greening will reach its peak 8 to 10 days after application. The color difference will be more noticeable if your lawn is hungry to begin with.
- Super Turf Builder works below the soil, too, helping to promote root and rhizome development; this strengthens the grass plants and enables them to produce more blades of grass, and it thickens the lawn with the addition of new grass plants.
- Thin areas of turf will fill in over time (about 6 weeks), creating a more uniformly dense lawn.

**[OPTIONAL BACK PANEL CLAIMS**

**step™ 1. Early spring      February – April**

Crabgrass Preventer plus Fertilizer – prevents crabgrass, foxtail, spurge, oxalis, chickweed and other annual weeds while providing deep, thick greening for up to 2 months. This is Scotts best fertilizer plus

12/24

crabgrass preventer. In the Pacific Northwest, Step™ 1 is “Moss Control plus Lawn Fertilizer (or) Turf Builder with Moss Control.” For St. Augustinegrass, Step™ 1 is “Super Bonus S.”

**step™ 2. Late Spring      April – June**

Weed Control plus Fertilizer – controls dandelions, clover, chickweed and other broadleaf weeds while [greening/feeding] your lawn for up to 2 more months. This is Scotts best weed and feed. For St. Augustine, Step™ 2 is “Super Turf Builder.”

**step™ 3. Summer      June – August**

Insect Control plus Fertilizer – controls white grubs, chinch bugs, sod webworms and other lawn insects plus [keeps your lawn green/greens your lawn] through the Summer. For grub control apply “Scotts® GrubEx® anytime from April to mid-August.

**step™ 4. Fall August – November**

Lawn Fertilizer – specifically formulated for the Fall – the best time to develop a stronger root system for a more vigorous, thicker lawn. Helps your lawn green up even quicker next Spring. This is Scotts best fall fertilizer.

**Super Winterizer                  Additional Super Winterizer Feeding      Late Fall  
   September – November**

4 to 6 weeks after Early Fall Lawn Fertilizer feeding. Apply as last feeding in fall to help prepare your Lawn for winter.

13/24

OPTIONAL INFORMATION ON LAWN SIZING/APPLICATION SEASONS!

Coverage Treats (and fertilizes) up to 5,000 - 6,000 sq. ft.  
(Treats and feeds 5,000 sq. ft.)

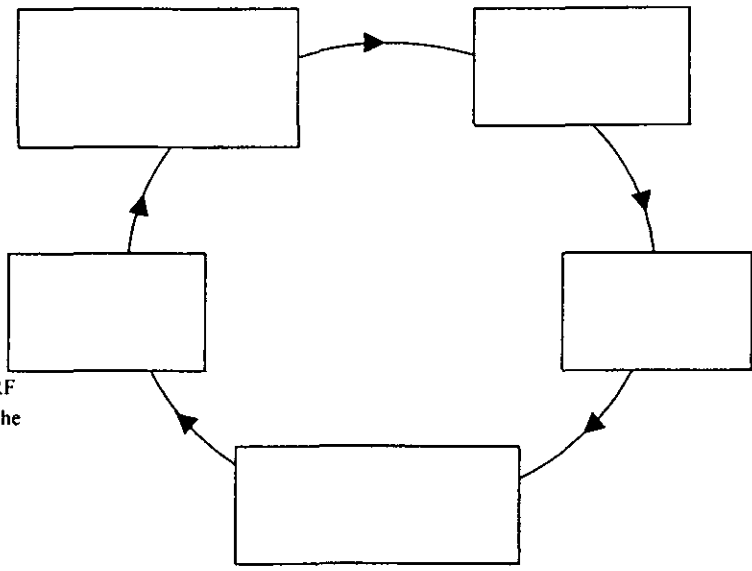
How much is enough?

To determine the square footage of your lawn, walk the length and width of your lawn; one average pace equals about 3 feet. Multiply the length of the lawn by the width of the lawn. This equals the area of your lawn in square feet. NOTE: If your lawn has an irregular shape, measure square areas, then add the figures together to reach your total lawn size.

How and when to apply Apply in early spring. Easy to Apply

For best results, apply Scotts Annual Lawn Care Program.

- Start the program at any time.
- Allow 2 months between applications.



[ART] For lawns in the shaded areas, phone 1-800-543-TURF or visit our website at [www.scottslawn.com](http://www.scottslawn.com) for the Annual Lawn Care Program for your area.

The Scotts Advantage™:

Scotts Turf Builder Plus Halts for Lawns works by forming a preventive barrier in the soil. Unlike most crabgrass prevention products, every Scotts particle contains plant nutrients and the prevention ingredient. Scotts all-in-one\* particles™ feed and provide a preventative barrier to every treated square inch of your lawn, keeping crabgrass and other grassy weeds from sprouting all season long.

ART (Scotts)

- Each all-in-one particle contains nutrients and the crabgrass prevention ingredient
- Evenly dispersed particles provide better crabgrass prevention and more consistent feeding

ART (others)

- Nutrients and the crabgrass prevention ingredient often in separate particles
- Particles can separate during application, resulting in inconsistent crabgrass prevention and feeding

\*All-in-one = nitrogen, phosphorous, potassium and the crabgrass prevention ingredient contained in every particle

14/24

**[DIRECTIONS FOR USE VERSION #1]**

**DIRECTIONS FOR USE**

It is a violation of federal law to use this product in a manner inconsistent with its labeling.

**APPLICATION**

Turf Builder plus Halts® for Lawns should be applied when your lawn is dry. It is not necessary to water it in after application. However, for best results the lawn should receive ¼ to ½ inch of water from rainfall or watering within 2-3 days after application.

Apply in early spring before the 3<sup>rd</sup> or 4<sup>th</sup> mowing or before temperatures are regularly in the 80s. Rain, snow or freezing weather will not affect the performance of this product.

This product applies 1.5 [1.25] lbs of pendimethalin per acre at the regular rate and 2.0 lbs of pendimethalin at the heavy rate. Do not apply more than twice a year.

**[OPTIONAL RATE TO COVER WARM AND COOL SEASON GRASSES]**

1. For Kentucky bluegrass, fine fescue, tall fescue, perennial ryegrass and blends of these grasses, apply at the REGULAR RATE.
2. For bermudagrass, St. Augustinegrass, bahiagrass, centipedegrass and blends of these grasses, apply at the HEAVY RATE.

**[END OF OPTIONAL RATE TO COVER WARM AND COOL SEASON GRASSES]**

**[OPTIONAL RATE TO COVER SPECIFIC REGIONAL USES - For Kentucky bluegrass, fine fescue, tall fescue, perennial ryegrass, bermudagrass, St. Augustinegrass, bahiagrass, centipedegrass and blends of these grasses, apply at the REGULAR RATE.]**

Do not seed or sod for 4 months after using Turf Builder plus Halts® for Lawns (or following application). The crabgrass barrier prevents grass seed from sprouting.

Apply to prevent germination of crabgrass, foxtail, barnyardgrass, fall panicum, spurge\* and oxalis (common yellow woodsorrel):

- in early spring (before dandelions reach the puffball stage)
- before March in southern California
- before mid-March in northern California

\*For heavy infestations a repeat treatment is recommended after 6-8 weeks.

Apply in August or September to prevent germination of *Poa annua* and chickweed.

**[OPTIONAL DIRECTIONS TO ADD TO MOSS CONTROL]**

Apply in the fall (August-October), after temperatures have cooled and fall rains have begun, to prevent moss (except in California) from becoming established during winter or next spring, or to prevent germination of *Poa annua* and chickweed.

(Not for use on dichondra or bentgrass lawns.)

Use Scotts Halts ® (without fertilizer) to prevent goosegrass.

**[END OF OPTIONAL DIRECTIONS FOR MOSS CONTROL]**

Except for heavy infestations of spurge, allow at least a 4 month interval between applications of this product.

15/24

Do not enter or allow others to enter the treated area until dust has settled.

Do not apply this product in a way that will contact any person or pet, either directly or through drift. Keep people and pets out of the area during application.

Important: Do not rake or aerify for 4 months after application to avoid disturbing the crabgrass barrier on the soil surface.

#### SEEDING/SODDING/SPRIGGING

Please do not apply to newly seeded or sodded areas until after the fourth mowing. On newly sprigged areas, wait 5 months before application.

**ACTIVELY GROWING CRABGRASS (OR MOSS).** This product controls crabgrass in its early stages of growth. This product does not control mature crabgrass and other existing weeds. You can kill broadleaf weeds with Scotts Turf Builder with Plus 2.

#### Storage and Disposal

**Storage:** Store in a clean, dry place. Reseal opened bag by folding top down and securing.

**Disposal:** **If Empty:** Do not reuse this container. Place in trash or offer for recycling if available.

**If Partly Filled:** Call your local solid waste agency or 1-800-CLEANUP for disposal instructions. Never place unused product down any indoor or outdoor drain.

***[END OF DIRECTIONS FOR USE VERSION #1]***

10/24

***[DIRECTIONS FOR USE VERSION #2]***

It is a violation of federal law to use this product in a manner inconsistent with its labeling.

Turf Builder Plus Halts for Lawns should be applied when your lawn is dry. It is not necessary to water this product in after application. However, for best results the lawn should receive ¼ to ½ inch of water from rainfall or watering within 2-3 days after application.

Apply in early spring before the third or fourth mowing or before temperatures are regularly in the 80's (before dandelions reach the puffball stage). Rain, snow, or freezing weather will not affect the performance of this product.

Do not seed or sod for 4 months following application. The crabgrass barrier prevents grass seed from sprouting.

Not for use on dichondra or bentgrass lawns.

Allow at least 6 weeks between applications of this product and Treatment TWO.

**Important:** Do not rake or aerify for 4 months after application to avoid disturbing the crabgrass barrier on the soil surface.

**SEEDING/SODDING/SPRIGGING**

Do not apply to newly seeded or sodded areas until after the fourth mowing. On newly sprigged areas, wait 5 months before application.

This product controls crabgrass in its early stages of growth. This product does not control mature crabgrass and other existing weeds. You can kill broadleaf weeds with Scotts Turf Builder with Plus 2.

Do not enter or allow others to enter the treated area until dust has settled. Do not apply this product in a way that will contact any person or pet, either directly or through drift. Keep people and pets out of the area during application.

This product applies 1.5 [1.25] lbs of pendimethalin per acre at the regular rate and 2.0 lbs of pendimethalin at the heavy rate. Do not apply more than twice a year.

**Storage and Disposal**

**Storage:** Store in a clean, dry place. Reseal opened bag by folding top down and securing.

**Disposal: If Empty:** Do not reuse this container. Place in trash or offer for recycling if available.

**If Partly Filled:** Call your local solid waste agency or 1-800-CLEANUP for disposal instructions. Never place unused product down any indoor or outdoor drain.

***[END OF DIRECTIONS FOR USE VERSION #2]***



17/24

**[DIRECTIONS FOR USE VERSION #3]**

**HOW AND WHEN TO APPLY**

Apply Turf Builder plus Halts for Lawns in early spring to prevent crabgrass and other weeds from germinating.

**DIRECTIONS FOR USE**

It is violation of Federal law to use this product in a manner inconsistent with its labeling.

**APPLICATION**

Turf Builder plus Halts® for Lawns should be applied when your lawn is dry. It is not necessary to water it in after application. However, for best results the lawn should receive ¼ to ½ inch of water from rainfall or watering within 2-3 days after application.

Apply in early spring before the 3<sup>rd</sup> or 4<sup>th</sup> mowing or before temperatures are regularly in the 80s. Rain, snow or freezing weather will not affect the performance of this product.

- For Kentucky bluegrass, fine fescue, tall fescue, perennial ryegrass and blends of these grasses, apply at the **REGULAR RATE**.
- For bermudagrass, St. Augustinegrass, bahiagrass, centipedegrass and blends of these grasses, apply at the **HEAVY RATE**.
- This product applies 1.5 [1.25] lbs of pendimethalin per acre at the regular rate and 2.0 lbs of pendimethalin at the heavy rate. Do not apply more than twice a year.
- Apply to prevent germination of crabgrass, foxtail, barnyardgrass, fall panicum, spurge\* and oxalis (common yellow woodsorrel):
  - in early spring (before dandelions reach the puffball stage)
  - before March in southern California
  - before mid-March in northern California

\*For heavy infestations a repeat treatment is recommended after 6-8 weeks.

Apply in August or September to prevent germination of *Poa annua* and chickweed

**USE PRECAUTIONS**

Do not seed or sod for 4 months following application. The crabgrass barrier prevents grass seed from sprouting.

Not for use on dichondra or bentgrass lawns. Except for heavy infestations of spurge, allow at least 4-month interval between applications of this product.

Do not enter or allow others to enter the treated area until dust has settled. Do not apply this product in a way that will contact any person or pet, either directly or through drift. Keep people and pets out of the area during application.

**IMPORTANT:** Do not rake or aerify for 4 months after application to avoid disturbing the crabgrass barrier on the soil surface.

**Seeding/sodding/sprigging**

Please do not apply to newly seeded or sodded areas until after the fourth mowing. On newly sprigged areas, wait 5 months before application.

**Actively growing crabgrass or moss**

This product controls crabgrass in its early stages of growth. This product does not control mature crabgrass and other existing weeds. You can kill broadleaf weeds with Scotts Turf Builder with Plus 2.

**Storage and Disposal**

**Storage:** Store in a clean, dry place. Reseal opened bag by folding top down and securing.

**Disposal: If Empty:** Do not reuse this container. Place in trash or offer for recycling if available.

**If Partly Filled:** Call your local solid waste agency or 1-800-CLEANUP for disposal instructions. Never place unused product down any indoor or outdoor drain.

**[END OF DIRECTIONS FOR USE VERSION #3]**

18/24

**[DIRECTIONS FOR USE VERSION #4]**

**DIRECTIONS FOR USE**

It is violation of Federal law to use this product in a manner inconsistent with its labeling.

1. To prevent the germination of crabgrass, foxtail, barnyardgrass, fall panicum, spurge\* and oxalis (common yellow woodsorrel), apply to dry foliage in the early spring:
  - before dandelions reach the puffball stage
  - before the third or fourth mowing
  - before temperatures regularly reach the 80s
  - before March in southern California; or
  - before mid-March in northern California
2. Set spreader to the setting indicated by the chart on the right before applying
3. It is not necessary to water it in after application. However, for best results the lawn should receive ¼ to ½ inch of water from rainfall or watering within 2-3 days after application.

For areas with moss problems, such as Pacific Northwest, Turf Builder plus Halts® for Lawns can be applied to lawns in the fall to prevent moss from growing.

This product applies 1.5 [1.25] lbs of pendimethalin per acre at the regular rate and 2.0 lbs of pendimethalin at the heavy rate. Do not apply more than twice a year.

**What to Avoid**

- Do not seed or sod for 4 months following application. [Optional - The crabgrass barrier prevents grass seed from sprouting.]
- Do not rake or aerify for 4 months after application to avoid disturbing the crabgrass barrier [on the soil surface]
- Do not apply to newly seeded or sodded areas until after the fourth mowing. On newly sprigged areas, wait 5 months before applying the product.
- Do not apply to dichondra or bentgrass lawns.
- Allow at least a 4-months interval between applications of this product.
- Do not enter or allow others to enter the treated are until dust has settled.
- Do not apply this product in a way that will contact any person or pet, either directly or through drift.
- Keep people and pets out of the area during application.

**Actively growing crabgrass or moss**

This product controls crabgrass in its early stages of growth. This product does not control mature crabgrass and other existing weeds. You can kill broadleaf weeds with Scotts Turf Builder with Plus 2.

**Storage and Disposal**

**Storage:** Store in a clean, dry place. Reseal opened bag by folding top down and securing.

**Disposal: If Empty:** Do not reuse this container. Place in trash or offer for recycling if available.

**If Partly Filled:** Call your local solid waste agency or 1-800-CLEANUP for disposal instructions. Never place unused product down any indoor or outdoor drain.

**[END OF DIRECTIONS FOR USE VERSION #4]**

19/24

**FIRST AID**

**If in eyes:** Hold eye open and rinse slowly and gently with water for 15-20 minutes. Remove contact lenses, if present, after first 5 minutes, then continue rinsing eye. **If on skin or clothing:** Take off contaminated clothing. Rinse skin immediately with plenty of water for 15-20 minutes. **If swallowed:** Call a poison control center or doctor immediately for treatment advice. Have person sip a glass of water if able to swallow. Do not induce vomiting unless told to do so by a poison control center or doctor. Do not give anything by mouth to an unconscious person. **If inhaled:** person to fresh air. If person is not breathing, call 911 or an ambulance, then give artificial respiration, preferably by mouth-to-mouth, if possible.

Call a poison control center or doctor for treatment advice. Have the product container or label with you when calling poison control center or doctor, or going for treatment.

**PRECAUTIONARY STATEMENTS**

**Hazards to Humans and Domestic Animals:** Harmful is absorbed through the skin. Causes moderate eye irritation. Avoid contact with eyes, skin, or clothing.

**User Safety Recommendations**

User should wash hands before eating, drinking, chewing gum, using tobacco, or using the toilet. User should remove clothing immediately if pesticide gets inside. Then wash thoroughly and put on clean clothing.

**Environmental Hazards:** This pesticide is toxic to fish. Do not apply directly to water. Runoff from treated areas may be hazardous to aquatic organisms in neighboring areas. Do not contaminate water when disposing of equipment washwaters. In case of spills, either collect for use or dispose of properly.

**Staining Note:** Can cause staining to cement, stone, metallic surfaces (such as automobiles and garden furniture), closing or shoes. If contact occurs, brush off particles to prevent staining and/or unwanted tracking into the house. If necessary, rinse off with water.

The Scotts Company  
14111 Scottslawn Rd  
Marysville, OH 43041

2003. Licensed by The Scotts Company. World rights reserved.

**[Note to PMI: Product applies 1.25 or 1.50 lbs ai/acre at the Regular Rate and 1.67 lbs ai/acre at the Heavy Rate]**

***[OPTIONAL SPREADER SETTING INFORMATION]***

Scotts Spreader Settings	Scotts Drop Spreaders	Scotts EasyGreen™ Rotary	Scotts SpeedyGreen® Rotary
REGULAR RATE: (treats 5,000 or 6,000 sq. ft.*)	XX	XX	XX
HEAVY RATE: (treats 4,500 sq. ft.)	XX	XX	XX
<b><i>[Optional specific regional rate]</i></b>	XX	XX	XX
*In California, apply at the 5,000 sq. ft. rate only			

20/24

**[OPTIONAL SPREADER INFORMATION]**

Spreader Setting	Regular Rate (covers 5,000 or 6,000 sq. ft.)	Heavy Rate (covers 4,500 sq. ft.)
Scotts Drop Spreaders	X	X
Scotts EasyGreen™ Rotary	X	X
Scotts SpeedyGreen® Rotary	X	X

**Additional Spreader Settings**

EZ Drop (Republic) .....	XX	Ortho Drop .....	X
Cyclone Rotary .....	XX	Green View Drop .....	X
Sears Drop .....	XX	Precision Drop.....	X

(Non-Scotts spreader settings are approximate. You may need to adjust for proper coverage.)

**TIPS ON SPREADING WITH SCOTTS SPREADERS**

**scotts Drop:**

- First apply 2 header strips
- Operate spreader the longest way of the lawn
- Overlap wheels to insure uniform feeding
- Shut off spreader when you have reached the header strips or stopped
- Mow lawn first if grass is tall enough to touch the bottom of the spreader

**EasyGreen™ Rotary:**

- Slide shut-off lever to the right. Application automatically starts and stops when you do
- For complete coverage make each pass about 30 inches from the previous one so some overlapping occurs

**SpeedyGreen™ Rotary:**

- Shut-off spreader anytime you stop
- For complete coverage make each pass about 5 feet from the previous one so some overlapping occurs
- Avoid applying product in flower beds adjacent to lawns

**[ALTERNATE SPREADER INFORMATION]**

**Spreading Tips.** For best results, use a Scotts spreader:

**Scotts Drop:** Mow lawn first if grass is tall enough to touch the bottom of the spreader. First apply two header strips. Then operate spreader the longest way of the lawn. Overlap wheel marks to insure uniform feeding. Shut off spreader when you have reached the header strips or stopped.

**Scotts EasyGreen™ Rotary:** Slide shut-off lever to the right; application automatically starts and stops when you do. For complete coverage make each pass about 30 inches from the previous one so some overlapping occurs.

**Scotts SpeedyGreen™ Rotary:** Shut off spreader anytime you stop. For complete coverage make each pass about 5 feet from the previous one, so some overlapping occurs. Avoid applying this product on flowers, vegetables and shrub plantings.

2/1/24

**[ALTERNATE SPREADER SETTING INFORMATION]**

**Spreading Tips**

For best results, use a Scotts spreader

	Spreader Settings		DIRECTIONS
	REGULAR RATE covers 5,000 or 6,000 sq. ft.	HEAVY RATE covers 4,500 sq. ft.	
Scotts [AccuGreen®] Drop Spreaders	X	X	Mow lawn first; apply 2 header strips; apply longest direction of lawn, overlapping wheel marks
Scotts PrecisionGreen® Drop Spreader	X	X	Mow lawn first; apply 2 header strips; apply longest direction of lawn, overlapping wheel marks
Scotts SpeedyGreen® & EdgeGuard™ Rotary	X	X	Make each pass about X feet from previous pass to overlap spread width.
Scotts EasyGreen® Rotary	X	X	Make each pass about XX inches from previous pass to overlap spread width.

**[ALTERNATE SPREADER SETTING INFORMATION]**

- To provide proper distribution, calibrate spreader before application.
- For best results always use a Scotts® spreader.

Spreader Settings	Regular Rate Covers 16,200 sq ft	Heavy Rate Covers 14,500 sq ft	Width of Coverage (in ft.)
Scotts ProRotary	X	X	X
Scotts AccuPro 2000 Rotary (cone 8)	X	X	X
SR Rotary (cone 8)	X	X	X
Scotts SpeedyGreen® Rotary	X	X	X
Scotts Broadcast Tractor	X	X	X

22/24

**[ALTERNATE SPREADER SETTING INFORMATION]**

**Spreader Settings**

For best results, use a Scots® Spreader

**Spreading tips**

Apply header strips. Then apply in the longest direction of lawn.

**REGULAR RATE:** For Kentucky bluegrass, fine and tall fescue, perennial ryegrass, buffalograss and blends of these grasses. **HEAVY RATE:** For bermudagrass, St. Augustinegrass, bahiagrass, centipedegrass and blends of these grasses.

Scotts Rotary Spreaders Each pass should be within the distance indicated below to ensure an overlap	Regular Rate covers 5,000 or 6,000 sq ft	Heavy Rate covers 4,500 sq ft
Scotts SpeedyGreen® & EdgeGuard™ rotary (passes within 5 feet of each other)	X	X
Scotts Drop Spreaders Make sure spreader wheel completely overlaps previous wheel marks	X	X
Scotts AccuGreen® Drop Spreaders	X	X
Scotts PrecisionGreen® Drop Spreader	X	X

**[ALTERNATE SPREADER SETTING INSTRUCTIONS]**

**Spreader Settings**

For best results, use a Scots® spreader

**REGULAR RATE:** For Kentucky bluegrass, fine and tall fescue, perennial ryegrass, buffalograss and blends of these grasses. **HEAVY RATE:** For bermudagrass, St. Augustinegrass, bahiagrass, centipedegrass and blends of these grass.

Scotts Rotary Spreaders Each pass should be within the distance indicated below to ensure an overlap.	Regular Rate covers X,XXX sq. ft.	Heavy Rate covers X,XXX sq. ft.
Scotts SpeedyGreen® (passes within 5 feet of each other)	X	X
Scotts EasyGreen® (passes within 30 inches of each other)	X	X
Scotts Drop Spreaders make sure spreader wheel completely overlaps previous wheel marks.		
All metal models	X	X
All plastic models	X	X

23/24

[ALTERNATE SPREADER SETTINGS SECTION]

For best results always use a Scotts® spreader	Regular Rate Covers 5,000 sq ft	Heavy Rate Covers 4,500 sq ft	Width of Coverage
Scotts® AccuGreen® Drop Spreader	X	X	X
Scotts SpeedyGreen®	X	X	X
Scotts Broadcast Tractor	X	X	X

[OPTIONAL BACK PANEL CLAIMS]

There's a Scotts product for every need:

Dandelions? Scotts Super Turf Builder Plus 2 weed control plus lawn fertilizer eliminates over 50 weeds while giving your lawn a full feeding of Super Turf Builder® lawn fertilizer.

Seeding, sodding, or sprigging, for new lawns, use Scotts Starter™ Fertilizer and follow up in 4 to 6 weeks with Scotts Turf Builder to establish new plantings.

Confused over what to do or when to do it? With Scotts 4-Step™ annual program it is hard to fail. Simply apply Step™ 1 in early spring and another Step™ every two months. You will eliminate weeds and insects and feed your lawn year-round with Scott's best annual program. (NOT for dichondra, St. Augustinegrass and some geographical areas.)

Lawn Questions?

Have questions or need advise?

Questions, Comments, Information

Call Scott's toll-free consumer helpline: 1-800-543-TURF (In Ohio, 1-800-762-4010)

Open Monday through Saturday 9:00 am to 5:00 pm EST.

-OR-

Consumer Helpline 1-800-539-6569

"Lawn Success Made Easy"

Visit Scott's website at [www.scottslawn.com](http://www.scottslawn.com)

Your Do-It-Yourself Lawn Care Headquarters

Scotts Lawn Pro retailers can provide you with do-it-yourself expertise and products to have a beautiful lawn simply and easily . . . for less money than hiring a lawn service. That's why we call them lawn pros!

QUESTIONS?

If you have questions you can talk directly with a Scotts Lawn Counselor. Simply call the toll-free number: 1-800-543-TURF (In Ohio, 1-800-762-4010).

Scotts Policy

No-Quibble Guarantee®

If for any reason you[, the consumer,] are not satisfied [with results] after using this product, you are entitled to get your money back. Simply send us

538-190 TB Plus Halts

24/04

evidence of purchase and we will mail you a refund check promptly.

Scotts . . . the lawn people  
Marysville, Ohio 43041

Dedicated to a Beautiful World™ Trusted by generations of homeowners [gardeners], Scotts® [Miracle-Gro®] is dedicated to helping you enhance and protect the natural beauty of your home environment.

Are you proud of your lawn?

If you have a lawn success story using Scotts products, we'd like to hear about it. Write to Scotts Consumer Service, 14111 Scottslawn Road, Marysville, Ohio 43041. Photos are welcome.