

538-175

4/10/2009

1/20



UNITED STATES ENVIRONMENTAL PROTECTION AGENCY  
WASHINGTON, D.C. 20460

OFFICE OF  
PREVENTION, PESTICIDES  
AND TOXIC SUBSTANCES

10 APR 2009

Janelle Restum  
The Scotts Company  
14111 Scottslawn Rd.  
Marysville, OH 43041

Dear Ms. Restum:

Subject: Label Amendment for RED: 2,4-D  
Super Plus 2 for Grass  
EPA Registration Number 538-175

The product referred to above is in compliance with 2,4-D RED and is amended under the RED provided that you:

1. Revise the First Aid statements must be revised to read:

**“IF ON SKIN OR CLOTHING:**

Take off contaminated clothing.

Rinse skin immediately with plenty of water for 15-20 minutes.

Call a poison control center or doctor for treatment advice.

**IF INHALED:**

Move person to fresh air.

If person is not breathing, call 911 or an ambulance, then give artificial respiration, preferable mouth-to-mouth if possible.

Call a poison control center or doctor for further treatment advice.

**IF IN EYES:**

Hold eye open and rinse slowly and gently with water for 15-20 minutes.

Remove contact lenses, if present, after the first 5 minutes, then continue rinsing eye.

Call a poison control center or doctor for treatment advice.”

2. Clarify the phone number on Page 21 of the label, 1-800-543-TURF. The Agency is uncertain whether this is the appropriate contact for emergency medical treatment information.
3. Revise the Hazards to Humans and Domestic Animals on Pages 16 and 20 to read:

“CAUTION

Harmful if absorbed through skin. Harmful if inhaled. Causes moderate eye irritation. Avoid contact with skin, eyes or clothing. Avoid breathing dust. Wear long-sleeved shirt, long pants, shoes, socks and chemical-resistant gloves made of any waterproof material.”

- 4. Revise the first 2 sentences of the Environmental Hazard section of the label (Pages 16 and 20), must be revised to read:

“This pesticide is toxic to fish and aquatic invertebrates and may adversely affect non-target plants. Do not apply directly to water, to areas where surface water is present, or to intertidal areas below the mean high water mark.”

- 5. Add the following text to the label:

“Do not apply directly to or near water, storm drains, gutters, sewers, or drainage ditches. Do not apply within 25 feet of rivers, fish ponds, lakes, streams, reservoirs, marshes, estuaries, bays, and oceans. Do not apply when windy. Apply this product directly to your lawn or garden, and sweep any product landing on the driveway, sidewalk, gutter, or street, back onto the treated area. To prevent product run-off, do not over water the treated area to the point of runoff or apply when raining or when rain is expected that day.”

- 6. The Agency is unable to confirm that the application rates conform to the REDs because the amount applied or size of the container was not provided. The amount specified and area treated must be provided and must fall within the allowable rates specified in the REDs.

- 7. Under Storage and Disposal, change the first bullet to read “Pesticide Storage” and “Pesticide Disposal”.


- 8. Under the heading How and When to Apply delete “Apply Anytime Weeds Are Growing”. Also, on the second and third page, under the Note to PM: Claims, general, Claims regarding Weed Control Properties and Combination Claims, delete the following statements:

- a. New!
- b. Scotts Best Annual Program
- c. For best results apply a Scotts annual program (see back panel for details)
- d. For best results, apply as a (the Scotts) Turf Builder Annual Program
- e. Apply anytime weeds are growing
- f. Kills Weeds Completely!
- g. Weeds are killed completely—roots and all
- h. Use anytime you have weeds!\*Kills roots and all
- i. XX% more greening power than Brand X (Turf Builder comparative product)

- 9. On the second page, delete the bolded portion of the statement "Patented formula kills weeds **that ordinary weed & feeds miss**".
- 10. On the second page, change statement from "For best results, apply a Turf Builder product four times a year (see back for details)" to "For best results, apply a Fertilizer product four times a year (see back for details)".
- 11. On the fifth page and sixth page, delete everything from the statement "Plan your feeding schedule. Choose the right product for your lawn." to "Well-fed lawns are more efficient at using available water."
- 12. On page seven, delete box with the headings Turf Builder with Halts Crabgrass Preventer and Super Plus 2 Weed Control Plus Lawn Fertilizer.
- 13. Delete the box on page eight and nine.
- 14. On page nine, delete the statement "To prevent crabgrass, use Turf Builder Plus Halts. No one else has a tougher crabgrass preventer. This problem solver forms a protective barrier to stop ugly crabgrass before it starts."
- 15. On page ten, change bullet under General Precautions/Restrictions to read "Do not apply this product in a way that will contact workers or other persons, either directly or through drift. Only protected handlers may be in the area during application."
- 16. Please note: Final product reregistration cannot be considered until after all active ingredients in this product are eligible for reregistration.

One copy of the label stamped "Accepted with Comments" is enclosed for your records. Please submit one copy of the final printed label before the product is released for shipment. If you have any questions, please contact Tracy White by phone at (703) 308-0042 or via email at [white.tracy@epa.gov](mailto:white.tracy@epa.gov).

Sincerely,



Joanne I. Miller  
Product Manager (23)  
Herbicide Branch  
Registration Division (7505P)

Enclosure

**MASTER LABEL**

**SUPER PLUS 2 ®FOR GRASS**

**EPA Reg. No. 538-175**

**[FRONT Panel]**

Optional Information:

**[Coverage]**

- Treats X,XXX sq ft (Bag)
- NET WEIGHT XX.X lbs (Bag)
- Treats X,XXX sq ft (Shaker Container)
- NET WEIGHT X.X lbs (Shaker Container)
- XXXXX
- TREATS (and fertilizes) XXXX SQ FT
- (Treats and feeds XXXX sq. ft.) (XX ft. x XXX ft.)
- Covers X,XXX SQ FT
- XX-X-X

**[Graphics]**

[art] Guaranteed!  
Won't Burn Lawn

[art] Weed

[photo]  
This lawn is starving and has weeds

[photo]  
This lawn was fed with (Product Name)

[photo] Treated

[photo] Untreated

XX NITROGEN	X PHOSPHORUS	X POTASSIUM
Essential for plant growth; makes grass green.	Stimulates root growth; helps grass multiply.	Makes plant strong; better able to resist drought and extreme heat.

**[APPLICATION]**

**How and When to Apply**

Apply Anytime Weeds Are Growing

Apply in late spring, summer, or fall. For use on bahia, bermuda, bluegrass, centipede, fescue, ryegrass, or zoysia lawns.

**DO NOT USE ON ST. AUGUSTINEGRASS, FLORATAM, DICHONDRA, LIPPIA, CARPETGRASS OR BENTGRASS LAWNS.**

## How Much is Enough?

To determine the square footage of your lawn, walk the length and width of your lawn; one average pace equals about 3 feet. Multiply the length of the lawn by the width of the lawn. This equals the area of your lawn in square feet. NOTE: If your lawn has an irregular shape, measure square areas, then add the figures together to reach your total lawn size.

### [CLAIMS...optional for front/back]

#### Note to PM: Claims, general

- Scotts No-Quibble Guarantee®
- Patented Particle™ Technology
- The Scotts Difference™
- The Scotts Advantage®
- Easy-tear, recloseable pour spout
- Easy to Carry Package!
- New, easy pour spout!
- Easy open, resealable bag
- SCOTTS POLICY No Quibble Guarantee SEE BACK FOR DETAILS
- America's favorite weed & feed
- New!
- One Easy Step/Application!
- Formulated for the home environment
- Step™ 2 of 4 Easy Steps to a Better Lawn
- Scotts Best Annual Program
- Formulated for the home environment
- For best results, apply (as part of) a Scotts Annual Lawn Care Program™
- For best results, apply to a wet lawn
- Backed by Scotts No-Quibble Guarantee®
- The Scotts Advantage® Available only at authorized Scotts® Lawn Pro® dealers
- Won't Burn\*\*, Can't Fail Guarantee \*\* When used according to manufacturer's directions
- For best results apply a Scotts annual program (see back panel for details)
- For best results, apply as a (the Scotts®) Turf Builder® Annual Program
- Apply anytime weeds are growing
- Golf course results for your home lawn!
- Exclusive Particle Technology [art]
- XX of the top XX golf courses use exclusive Scotts® Ultra fertilizer technology for maximum turf performance
- Sticks to weed leaves for better control
- For best results, apply a Turf Builder® product four times a year (see back for details).
- Available only at authorized Scotts® Lawn Pro® dealers

#### Note to PM: Claims regarding Weed Control Properties

- Kills Weeds Completely!
- 2-Way Control
- Patented formula kills weeds that ordinary weed & feeds miss
- Kills dandelions and other major lawn weeds\*
- Clears out dandelions and over/more than 50 (other) broadleaf weeds\*
- Kills dandelions, clover and most other broadleaf lawn weeds\*
- Weeds are killed completely -- roots and all.
- Use anytime you have weeds!\* \*See Directions for Use
- Small, lightweight granules provide complete uniform coverage and are quickly absorbed to help insure control of large and small weeds.
- Controls more than 50 common lawn weeds such as dandelion, clover and chickweed.
- Effective on both large and small weeds\* (see list below).

- Kills roots and all.
- Kills dandelions, chickweed, white clover and most other common broadleaf weeds\*.
- Kills most common lawn weeds\*!
- Scotts Ultimate Weed Control!

**Note to PM: Combination Claims**

- Scotts' most effective weed and feed
- Weed control plus lawn fertilizer for use on bahia, bermuda, bluegrass, centipede, fescue, ryegrass or zoysia lawns
- All you need for a thicker, greener lawn without dandelions
- Clears out clover and other broadleaf weeds and helps prepare your lawn for winter
- Kills dandelions and more than 50 other broadleaf weeds after they sprout and helps make your lawn its thickest, greenest ever
- Kills dandelions, clover, chickweed and other non-grassy weeds while greening your lawn without rapid, extreme growth
- Unlike ordinary weed-and-feeds, every particle of this product contains Scotts patented timed-release nitrogen plus phosphorus, potassium, and weed control. (See back for details).
- What to expect
  - Dandelions and other weeds will be killed in 3 to 4 weeks and your lawn will be greener in 4 to 6 days
- Thickens lawn to crowd out weeds
- XX% more greening power than Brand X (Turf Builder® comparative product)

**Note to PM: Claims regarding Fertilizer Properties:**

- [art] Builds strong, deep roots
- [art: Water Smart Formula] Improves lawn's ability to absorb water & nutrients
- ULTRA GREENING POWER!
- "We guarantee thick, green, turf without risk of surge growth."
- Timed-release nitrogen won't burn your lawn or cause surge growth
- Plus fertilizes with a feeding of Turf Builder® for developing thick, green lawns
- Builds thick, green turf from the roots up [without burning your lawn]
- Scotts Best Annual Program For A Picture-Perfect LawnBoost of nutrients to help your lawn survive/prepare for the summer/summer stress/heat, drought & wear and tear!
- Develops longer, deeper roots to help your lawn survive/prepare for the summer/summer stress/heat, drought, and wear and tear!
- Builds thick, green turf without burning
- Feeds lawn, helping turf to fill in where weeds once were
- Strengthens/protects your lawn
- Fast, long lasting greening power
- Won't burn lawns, guaranteed.
- No burning
- No surge growth
- Builds thick, green lawns.
- Quick greening, long lasting.
- Patented, timed-released nitrogen formula builds thick, green lawns from the roots up
- Each lawn fertilizer particle provides safe gradual release that won't burn or cause surge growth when applied as directed
- Delivers nutrients which enhance root growth and provide extended feeding
- All the nutrients your lawn needs in one application/bag/step
- Scotts All-in-One®\*\* particles combine essential nutrients into every particle (for even feeding)
- Total nutrient package helps repair thin and bare spots in your lawn
- Patented timed-release nitrogen formula builds thick, green lawns from the roots up.
- Miracle-Gro® nutrients help develop a thicker, greener lawn
- (Product Name) lawn fertilizer contains extra nitrogen, carefully blended with potassium and phosphorus, to make your lawn greener
  - Your lawn will be greener in 4 to 6 days if weather conditions are good (warm soil, some moisture) and

application instructions were followed.

- The greening will reach its peak 8 to 10 days after application. The color difference will be more noticeable if your lawn is hungry to begin with.
- (Product Name) works below the soil, too, helping to promote root and rhizome development; this strengthens the grass plants and enables them to produce more blades of grass, and it thickens the lawn with the addition of new grass plants.
- Thin areas of turf will fill in over time (about 6 weeks), creating a more uniformly dense lawn.
- Patented timed-release Miracle® Capsules feed your lawn over an extended period of time.
- There's no overfeeding or underfeeding when you follow the fail-proof directions.
- The result is a beautiful, thicker, greener lawn.
- (Scotts®) Golf's Choice for Greener Turf
  - Golf course superintendents have relied on Scotts products to grow fine turf since the beginning of the century. In fact, Scotts products are used by XX of the top XX golf courses in the United States -- and now Ultra Turf Builder® products allow you to use that same high-performance technology on your home lawn. Go for the green with Scotts!
- (Scotts®) Baseball's Choice for Greener Fields
  - If you've ever marveled at the beauty of the grass on baseball's finest fields and wondered how you could possibly grow that kind of turf at home, you hold the answer in your hands. Scotts, the official turf care company of Major League Baseball, now offers Ultra Turf Builder® products for homeowners, with the fertilizer technology used by professional groundskeepers for big-league ballparks.

\*As listed [Note to PM: Applies to weeds noted under claims]

[Note to PM: End of CLAIMS...optional for front/back]

ACTIVE INGREDIENTS:

2,4-D†.....	1.25%
Mecoprop-p††.....	0.62%
Dicamba†††.....	0.05%
INERT INGREDIENTS.....	98.08%
Total	100.00%

KEEP OUT OF REACH OF CHILDREN

CAUTION

See back for additional precautionary statements.

XX-X-X

Net Weight XX.XX lb (X.XX kg)

ACCEPTED  
with COMMENTS  
in EPA Letter Dated

10 APR 2009

Under the Federal Insecticide,  
Fungicide, and Rodenticide Act  
as amended, for the pesticide  
registered under EPA Reg. No.

538-175

**[BACK]**  
**[Optional Back Panel Statements]**

FOR BEST RESULTS, APPLY TO A WET LAWN

**Scotts & Your Environment >> [art-Scotts]**  
**We care.**  
Scotts products are designed with care to grow thicker, greener lawns.

**Because green is good.**  
A healthy lawn cleans the air, produces oxygen and prevents runoff and soil erosion.

**You can make a difference.**  
Help keep our water resources clean. Apply this product only to your lawn, and sweep any product that lands in the driveway, sidewalk or street back onto your lawn.

**Tips for Lawncare Success:**

**Feed regularly for your best lawn.** Regular feedings of Scotts Turf Builder will help build a lawn you and your family can enjoy. Scotts Turf Builder provides the nutrients your lawn needs to look its best and withstand the stresses of weeds, heat, drought and family activity.

**Mow your lawn high.** Mowing high allows the grass to develop a deep root system & helps your lawn use water more effectively.

**Leave the grass clippings on your lawn.** This recycles the plant nutrients back into the soil.

**Conserve water.** Your lawn will begin to wilt when water is needed. As much as possible, take advantage of nature's sprinkler and rely on the rain to water your lawn.

**Plan your feeding schedule. Choose the right product for your lawn.**

**Any Season.** Apply any season if weeds or bugs are not a problem:

[Art: Bag] Scotts Turf Builder Lawn Fertilizer

**Early Spring.** February – April. **To prevent crabgrass:**

[Art: Bag] Scotts Turf Builder with Halts Crabgrass Preventer

**Late Spring.** April – June. **To kill weeds:**

[Art: Bag] Scotts Turf Builder with Plus 2 Weed Control

**Summer.** June – August. **To kill bugs:**

[Art: Bag] Scotts Turf Builder with SummerGuard

**Fall.** September – November.

[Art: Bag] Scotts Turf Builder WinterGuard. **To kill fall weeds:**

[Art: Bag] Scotts Turf Builder WinterGuard with Plus 2 Weed Control

-OR-



**Use Any of These Products Next to Keep Your Lawn Looking Great All Season!**

**Anytime**

[art-Turfbuilder] Use anytime if weeds or insects are not a problem

**Summer**

[art-Turf Builder with Summerguard] Use to kill insects and strengthen your lawn against heat and drought

**Fall**

[art-Turf Builder Winterguard] Use to build stronger, deeper roots for a thicker, greener lawn in spring

**[Art: Water Smart Formula] Well-fed lawns are more efficient at using available water.**

Feeding with Scotts Water Smart Formula helps build a thick lawn with more roots to better absorb water and nutrients. This helps protect your lawn against heat, drought and other stresses.

Optional header: Questions/Information

**Get expert advice for your lawn NOW!** Want information on what to use and when? Sign up today to get free expert advice specifically for your lawn.

[Art: mouse icon] Visit our website: [www.scotts.com](http://www.scotts.com)

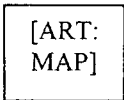
[Art: phone icon] Consumer Helpline: 1-8---543-TURF (8873)

-OR-

**If you have questions**

We designed this Program to make having a better lawn as simple and easy as possible. But you may still have some questions about your lawn during the year. If so, you can contact the Scotts Lawn Pro® retailer where you bought this Program. They are ready to answer your questions and provide any help or information that you may need. **-OR-** You can get the answers by talking directly with one of Scotts lawn counselors. Simply dial this toll-free number **1-800-543-TURF**.

SCOTTS...the lawn people



For lawns in the shaded areas, phone 1-800-543-TURF or visit our website at [www.scottslawn.com](http://www.scottslawn.com) for the Annual Lawn Care Program for your area.

[Note to PM: the shaded areas that would be referenced are in the southern US. This product is not recommended for use on warm season grasses as noted throughout the label. Consumers in these areas should contact Scotts for information on products in their areas].

[art] Particle with NPK

**FOR BEST RESULTS, APPLY THE SCOTTS® TURF BUILDER® Annual Program**

- No more guesswork . . . apply the right product at the right time for a thick, green lawn
- Start anytime . . . just check the month below and apply products at 2 month intervals

<b>Turf Builder® With Halts® Crabgrass Preventer</b>	<b>Super Plus 2® For Grass</b>
<ul style="list-style-type: none"> <li>• Apply in early spring (Feb.-April)</li> <li>• Prevents crabgrass and other annual weeds while feeding your lawn. (In the Pacific Northwest, substitute Turf Builder® Moss Control Granules. For St. Augustine grass, substitute Bonus® S. For dormant bermudagrass, substitute Halts®.)</li> </ul>	<ul style="list-style-type: none"> <li>• Apply in late spring (April-June)</li> <li>• Kills dandelions and other broadleaf weeds while feeding your lawn. (For St. Augustinegrass substitute Turf Builder®.)</li> </ul>
<b>Turf Builder® With Insect Control</b>	<b>Turf Builder®</b>
<ul style="list-style-type: none"> <li>• Apply in summer (June-Aug.)</li> <li>• Kills lawn damaging insects plus fleas while feeding your lawn.</li> <li>• For grub control, apply Scotts® GrubEx® Season-Long Grub Killer anytime from April to mid-August.</li> </ul>	<ul style="list-style-type: none"> <li>• Apply in fall (Aug.-Nov.)</li> <li>• Important time to feed for a thicker, greener lawn.</li> </ul>

**Optional Winterizer Feeding**

**Late Fall**

**(Sept.-Nov.)**

(4 to 6 weeks after Early Fall Turf Builder feeding)

Apply as a last feeding in fall to help prepare your lawn for winter.

**Super Winterizer**

**Additional Super Winterizer Feeding**

**Late Fall**

**September – November**

4-6 weeks after Early Fall fertilizer feeding. Apply as last feeding in fall to help prepare your lawn for winter.

**Now it's easy for you to have a better lawn**

**Save money**

Why even consider a lawn care service? Scotts Annual Program will give you a beautiful lawn for less money.

*Or*

Why even consider a lawn care service? Scotts Lawn Pro® Annual Program will give you a beautiful lawn for about one-third the cost.

**Simple and easy**

No more guesswork. You simply apply the right product - one Step at a time.

**Start anytime**

You can start into the Annual Program anytime of the year. Just check the month and select the appropriate Step listed below.

**Guaranteed results**

Each Step is designed to the specific season to help give you a healthier, greener lawn.

Step 1: Early Spring February-April	Step 2: Late Spring April- June	Step 3: Summer June- August	Step 4: Fall August-November
Crabgrass Preventer plus Fertilizer - prevents crabgrass, foxtail, spurge, oxalis, chickweed and other annual weeds while providing deep, thick greening for up to 2 months. This is Scotts best fertilizer plus crabgrass preventer. In the Pacific Northwest, Step™ 1 is "Moss Control plus Fertilizer".	Weed Control Plus Fertilizer - controls dandelions, clover, chickweed and other broadleaf weeds while greening your lawn for up to 2 more months. This is Scotts best weed and feed.	Insect Control plus Fertilizer - controls white grubs, chinch bugs, sod webworms and other lawn insects plus keeps your lawn green through the Summer.	Lawn Fertilizer - specially formulated for the Fall - the best time to develop a stronger root system for a more vigorous, thicker lawn. Helps your lawn green up even quicker next Spring. This is Scotts best fall fertilizer.

**Scotts tiny, lightweight granules provide two advantages:**

- 1) They stick to weed leaves far better than the larger, heavier pellets of other weed & feeds
- 2) They spread evenly for better weed control and feeding. The better the product adheres to the weed leaves, the better the results!

**The Scotts Advantage®:**

Tiny, Lightweight Particles For Better Weed Control

Weed killers work by entering through the weeds' leaves. Therefore, its best to apply this product to a wet lawn, so the particles can stick better to the weeds. (Product Name) has tiny, lightweight granules that stick to weed leaves far better than the larger pellets of other weed killers, for better control of broadleaf weeds.

-OR-

**The Scotts Advantage®:**

Each of Scotts exclusive All-in-One Particles®\* contains the guaranteed feeding nutrients and the weed control ingredients to provide consistent feeding and weed control to every treated square inch of your lawn. The result: A thick, green lawn without burning. GUARANTEED.

- All-in-One Particles® = nitrogen, phosphorus, potassium and the weed control ingredient contained in [on] every particle.

-OR-

- All-in-One Particles® = nitrogen, potassium and the weed control ingredient contained in [on] every particle.

**Advantages of (Product Name):**

**SMALL LIGHTWEIGHT GRANULES MEAN BETTER WEED CONTROL.** Most lawn weed controls must be absorbed through the weed's leaves to be effective. (Product name) granules are small and lightweight so they will stay on even the smallest weed leaves. And each (product name) granule contains weed control and America's favorite lawn fertilizer.

**SCOTTS TRIONIZED® II FORMULA PROVIDES A MORE EFFICIENT NITROGEN THAN EVER BEFORE** to help promote quicker greening.

12/24

**THE NITROGEN IN (PRODUCT NAME) IS TIME-RELEASED** to provide a supply of this essential nutrient to help your lawn stay thick and green for up to 6 to 8 weeks.

**EACH (PRODUCT NAME) GRANULE CONTAINS NPK [NK] AND WEED CONTROL.** We bond Scotts® unique controlled-release nitrogen (N) [with phosphorous (P)] and potassium (K) and a weed control, so your lawn receives a uniform feeding, and effective weed control.

[ILLUS.] Scotts (Product Name)	[ILLUS.] Competitive Simple Mixture
EVERY GRANULE CONTAINS NPK [NK] AND WEED CONTROL	EACH GRANULE IS A SEPARATE CHEMICAL.
Provides uniform greening with effective weed control.  (Product name) particles deliver the same ratio of nitrogen, phosphorus, potassium and weed control to every square inch of turf for even, consistent feeding plus better weed control.	May cause uneven greening and spotty weed control  Ordinary mixed weed & feeds: Granules contain different nutrients. Nutrients and weed control granules of different sizes and shapes can separate during application resulting in uneven, inconsistent, feeding and weeding.

**WEEDS CONTROLLED**

- |                           |                     |                      |                           |
|---------------------------|---------------------|----------------------|---------------------------|
| aster                     | clover (red)        | lambsquarter         | red sorrel (sheep sorrel) |
| bindweed                  | clover (white)      | lespedeza (seedling) | scarlet pimpernel         |
| bittercress               | cudweed             | lippia (matchweed)   | shadflower (whitlowort)   |
| black medic               | curly dock          | mallow               | shepherdspurse            |
| bristly oxtongue          | dandelion           | moneywort            | smartweed                 |
| buckhorn                  | dichondra           | morningglory         | sow thistle               |
| bull thistle              | dollarweed          | mustard              | spurweed                  |
| burclover                 | English daisy       | pennywort            | stitchwort                |
| buttonweed                | eveningprimrose     | pepperweed           | threeseeded mercury       |
| Canada thistle            | filaree             | pigweed              | thymeleaved sandwort      |
| carpetweed                | fleabane            | plantain             | vetch                     |
| catsear (coast dandelion) | ground ivy          | prickly lettuce      | wild carrot               |
| centella                  | hawkweed            | puncturevine         | yarrow                    |
| chickweed                 | healall             | purslane             | yellow rocket             |
| chicory                   | henbit              | pusley (Florida)     |                           |
| cinquefoil                | horseweed           | pussytoes            |                           |
| clover (hop)              | knotweed (seedling) | ragweed              |                           |

**How Weed Control Works**

Small, lightweight granules mean better weed control. Most lawn weed controls must be absorbed through the weed's leaves to be effective. The weed control in this product consists of granules that are small and lightweight, so they will stay on even the smallest weed leaves. The weed control in (Product Name) is absorbed by weed leaves (the weed's leaves), killing the plant completely, root and all.

**Other Great Turf Builder® Products for Your Lawn:**

To prevent crabgrass, use **Turf Builder® Plus Halts®**. No one else has a tougher crabgrass preventer. This problem solver forms a protective barrier to stop ugly crabgrass before it starts.

If you don't have weed problems, use **Turf Builder®** America's favorite lawn fertilizer. Turf Builder® promotes quick, deep greening without the danger of burning.

These great **Turf Builder®** products are developed specially by Scotts for the unique needs of your lawn - your satisfaction is unconditionally guaranteed.

[Note to PM: End of Optional Back Panel Statements]

**[Optional Header: Key Product Facts]**

**Directions for Use [Option 1]**

It is a violation of federal law to use this product in a manner inconsistent with its labeling.

This product applies 1.5 pounds of 2,4-D per acre per application. The maximum number of broadcast applications per treatment site is two per year.

**General Precautions/Restrictions**

- Do not allow product to contact people or pets directly or through drift. Keep people and pets off lawn during application. People and pets may reenter lawn after dusts have settled.
- Do not use this product on flowers, shrubs, fruit or vegetable plants or on creeping bentgrass, St. Augustine, dichondra, floritam, carpetgrass or lippia lawns.

**Application**

- Apply when weeds are actively growing (when daytime temperatures are consistently between 60°F and 90°F).
- Grass wet with dew or thoroughly-watered grass helps particles stick to weed leaves.
- **In Spring** treat bahia and centipede lawns mid-March or later after the second mowing. **In Fall**, treat centipede lawns before October 1 and bahia lawns before November 1.

**Watering or Rain**

This product may be applied if rain is not expected in the next 24 hours.

Water your lawn no sooner than 24 hours after application. If watering sooner, water will wash the weed control off the weed's leaves and reduce the effectiveness of this product.

**IMPORTANT**

**What to Expect**

Weed stems and leaves will begin to twist and curl in a few days, but a month or more may be required for complete control. This product will not prevent weed seeds from producing new plants.

Under certain conditions, temporary discoloration may occur on bahia, centipede, bermudagrass, and zoysiagrass lawns.

**Seeding/Sodding/Sprigging**

Wait at least one month after you have applied this product before seeding, sodding or sprigging.

Mow new grass at least 4 times before applying.

**[Optional Florida Environmental statement. Note to PM: Label placement here is optional]:**

Do not apply near water, storm drains or drainage ditches. Do not apply if heavy rain is expected. Apply this product only to your lawn, and sweep any product that lands on the driveway, sidewalk or street, back onto your lawn.

**[Note to PM: End of Option 1]**

11/21

**Directions for Use [Option 2]**

It is a violation of federal law to use this product in a manner inconsistent with its labeling.

- This product applies 1.5 pounds of 2,4-D per acre per application.

**Application**

- Apply on a calm day.
- Make sure that the grass is wet from dew or sprinkling before applying. (This helps particles adhere to weed leaves to produce best results.)
- Set spreader to the setting indicated by the chart below [before applying].

**What to Avoid**

- Do not allow product to contact people or pets directly or through drift. Keep people and pets off lawn during application. People and pets may reenter lawn after dusts have settled.
- Do not apply more than twice per year.
- Do not water or mow lawn for at least 24 hours after application. (Granules must remain on weed leaves for 24 hours to be effective.)
- Do not apply if rain is expected within 24 hours.
- Do not apply if day temperatures are regularly below 60° F or above 90° F.
- Apply only to grass. Do not allow granules or dust to drift onto flowers, shrubs, fruit or vegetables.
- Grass should not touch the bottom of a drop spreader. Tall grass should be mowed a day or two before application.
- Delay application on newly seeded, sodded or sprigged areas until new grass has been mowed four times.
- Do not seed, sod or plant grass sprigs until at least one month after using this product.
- Do not apply on St. Augustinegrass, Floratam, dichondra, lippia, carpetgrass or bentgrass.
- On bahia or centipedegrass lawns, wait until after the second mowing of the year, but not before mid-March.
- In fall, DO NOT treat centipedegrass after Oct. 1, nor bahiagrass after Nov. 1.

**[Optional Florida Environmental statement. Note to PM: Label placement here is optional]:**

Do not apply near water, storm drains or drainage ditches. Do not apply if heavy rain is expected. Apply this product only to your lawn, and sweep any product that lands on the driveway, sidewalk or street, back onto your lawn.

[Note to PM: End of Option 2]

**Directions for Use [Option 3]**

It is a violation of federal law to use this product in a manner inconsistent with its labeling.

- This product applies 1.5 pounds of 2,4-D per acre per application.
- Apply no more than twice per year.

**Application**

- Make sure that the grass is wet from dew or watering before applying. (This helps particles adhere to weed leaves to produce best results.)
- Set spreader to the setting indicated by the chart below before applying. Fill spreader over bare ground or hard surface.
- Apply one or two header strips, then apply in longest direction of lawn. Shut off spreader each time you reach the header strip, or stop.
- Sweep or blow stray particles from hard surfaces back onto lawn area. Clean spreader away from hard surfaces or storm drains.
- One month after using this product, it is okay to seed, sod or plant grass sprigs.
- Mow grass 4X before applying on newly seeded, sodded or sprigged areas.

**What to Avoid**

- Allowing product to contact people or pets directly or through drift. Keep people and pets off lawn during application. People and pets may reenter lawn after dusts have settled.
- Application of this product if rain is expected within 24 hours.
- Day temperatures that are regularly below 60° F or above 90° F.
- Mowing or watering lawn for at least 24 hours after application. (Granules must remain on weed leaves for 24 hours to

be effective.)

- Allowing granules or dust to drift onto flowers, shrubs, fruit or vegetables.
- Application of this product on St. Augustinegrass, Floratam, dichondra, lippia, carpetgrass or bentgrass.
- Application before the second mowing of the year and before mid-March on bahia or centipedegrass lawns.
- Treating centipedegrass after Oct. 1 and bahiagrass after Nov. 1.
- Applying to hard surfaces like driveways or streets.

**[Optional Florida Environmental statement. Note to PM: Label placement here is optional]:**

Do not apply near water, storm drains or drainage ditches. Do not apply if heavy rain is expected. Apply this product only to your lawn, and sweep any product that lands on the driveway, sidewalk or street, back onto your lawn.

**[Note to PM: End of Option 3]**

**Directions for Use [Option 4]**

It is a violation of federal law to use this product in a manner inconsistent with its labeling. This product applies 1.5 pounds of 2,4-D per acre per application. The maximum number of broadcast applications per treatment site is two per year.

**Application**

- Apply anytime weeds are actively growing (when daytime temperatures are consistently above 60° F).
- Apply on a calm day.
- Apply to moist grass. To help particles stick to weed leaves, the grass should be thoroughly watered or wet from dew before applying this product.
- On bahia and centipede lawns, wait until after the second mowing of the year but NOT before mid-March. In the fall, DO NOT treat centipede after the first of October and DO NOT treat bahia after the first of November.
- Do not use this product on flowers, shrubs, fruit or vegetable plants or on creeping bentgrass, St. Augustine and dichondra lawns. On Bermudagrass, bahia, centipedegrass, zoysia lawns, under certain conditions, some temporary discoloration may result.

**Precautions**

Do not allow product to contact people or pets directly or through drift. Keep people and pets off lawn during application. People and pets may reenter lawn after dusts have settled.

**Watering or Rain**

- Do not water your lawn for 24 hours after application. Water will wash the weed control off the weed's leaves and reduce the effectiveness of this product.
- This product should not be applied if rain is expected within the next 24 hours.

**Important**

**What to Expect**

- Weed stems and leaves will begin to twist and curl in a few days, but a month or more may be required for complete control.
- This product will not prevent weed seeds from producing new plants.

**Extreme Temperatures**

Avoid applying when temperatures are constantly above 90° F.

**Seeding/Sodding/Sprigging**

- Wait until the new grass has been mowed at least four times before applying (Product Name).
- If you are planning to seed, sod or sprig, you should wait at least one month after you have applied (Product Name).

**[Optional Florida Environmental statement. Note to PM: Label placement here is optional]:**

Do not apply near water, storm drains or drainage ditches. Do not apply if heavy rain is expected. Apply this product only to your lawn, and sweep any product that lands on the driveway, sidewalk or street, back onto your lawn.

**[Note to PM: End of Option 4]**

**Directions for Use [Option 5]**

Read and follow package recommendations and instructions for use.

It is a violation of federal law to use this product in a manner inconsistent with its labeling.

- This product applies 1.5 pounds of 2,4-D per acre per application.
- Do not apply more than twice per year.

**Application**

- Apply only when daytime temperatures are regularly between 60° and 90° F.
- Do not allow product to contact people or pets directly or through drift. Keep people and pets off lawn during application. People and pets may reenter lawn after dusts have settled.
- Apply only to grass. Do not allow granules or dust to drift onto flowers, shrubs, fruit or vegetables.
- Grass should not touch the bottom of a drop spreader. Tall grass should be mowed a day or two before application.
- Delay application on newly seeded, sodded or sprigged areas until new grass has been mowed 4 times.
- Do not seed, sod or plant grass sprigs until at least one month after using this product.
- Do not apply on St. Augustinegrass, Floratam, dichondra, lippia, carpetgrass or bentgrass.
- On bahia or centipede grass lawns, wait until after the second mowing of the year, but NOT before mid-March.
- In fall, DO NOT treat centipede grass after Oct. 1, nor bahiagrass after Nov. 1.

**Easy to Follow Instructions**

Apply with a drop or rotary spreader. For best results, use a Scotts spreader.

**Step 1 Make sure that the grass is wet from dew or sprinkling before applying.**

- This helps particles adhere to weed leaves to produce best results.

**Step 2 Set and fill spreader.**

- Set spreader to the setting indicated by the chart below.

**Step 3 Apply product.**

- Apply on a calm day.
- Do not water or mow lawn for at least 24 hours after application. Granules must remain on weed leaves for 24 hours to be effective.
- Delay application if rain is expected within 24 hours.
- Do not apply near water, storm drains or drainage ditches. Do not apply if heavy rain is expected. Apply this product only to your lawn. **[Optional Florida Environmental statements. Note to PM: Label placement here is optional]**

**Step 4 Clean-up.**

- Return unused product to original container and store out of reach of children and pets.
- Sweep any product that lands on the driveway, sidewalk or street, back onto your lawn. **[Optional Florida Environmental statement. Note to PM: Label placement here is optional]**
- To keep lawn products from reaching storm sewers, sweep or blow any stray particles from hard surfaces back onto lawn area. Do not clean spreader over hard surfaces or near storm drains. **[Optional]**

**Step 5 Enjoy your lawn.**

**[Note to PM: End of Option 5]**

**Spreader Settings**

**[Optional Florida Environmental statement. Note to PM: Label placement in front of [within]any spreader settings section is optional]:**

Do not apply near water, storm drains or drainage ditches. Do not apply if heavy rain is expected. Apply this product only to your lawn, and sweep any product that lands on the driveway, sidewalk or street, back onto your lawn.

**[Option 1]**

**Tips on Spreading**



**Scotts Drop:**

- Do not apply during windy days.
- First apply 2 header strips.
- Overlap spreader application area to avoid strips of untreated lawn.
- Shut off spreader when you reach the header strip or any time you stop.

**EasyGreen® Rotary:**

- Slide shut-off lever to the right, application automatically starts and stops when you do
- Avoid misses by making each pass about 30 inches from the previous one so some overlapping occurs

**Scotts Spreader Settings**

	Spreader Setting (covers X,XXX sq ft)
Scotts Drop Spreaders	XX
Scotts EasyGreen™ Rotary	XX
Scotts SpeedyGreen™ Rotary	XX

**Additional Spreader Settings**

(Non-Scotts spreader settings are approximate. You may need to adjust for proper coverage).

C-2.....	C
Cyclone Rotary (Model B).....	3
Central Drop (#205).....	6
Sears Drop (Model #19810).....	4
Ortho Drop (#5000.....	5
Greenview Drop (Spread II).....	1
Precision Drop (Red Devil).....	5

**(The following instructions to be used on 1,000 sq ft shaker container only)**

APPLICATION RATE (Actual Size)                      contents of this package covers a  
25 ft. by 40 ft. area (1,000 sq ft)

[Picture of shaker carton]	Use lightweight shaker carton to sprinkle evenly over lawn as shown.	[Picture of dime]
----------------------------	--	-------------------

**If you have questions**

We designed this program to make having a better lawn as simple and easy as possible. But you may still have some questions about your lawn during the year. If so, you can contact the Scotts Lawn Pro retailer where you bought this program. They are ready to answer your questions and provide any help or information that you may need - **OR**-You can get the answer by talking directly with one of Scotts lawn counselors. Simply dial this toll-free number 1-800-543-TURF (in Ohio 1-800-762-4010).

**[Option 2]  
Spreading Tips**

**For best results, use a Scotts spreader**

	Spreader Setting REGULAR RATE covers 5,000 sq.ft.	DIRECTIONS
Scotts Drop Spreaders	X	Mow lawn first; apply 2 longest direction of lawn, overlapping wheel marks.
Scotts EasyGreen® Rotary	X	Make each pass about XX header strips; apply inches from previous pass to overlap spread width.
Scotts SpeedyGreen® Rotary	X	Make each pass about X feet from previous pass to overlap spread width.

SETTINGS FOR DROP SPREADERS	
	NORMAL
Scotts - all models	XXX
Republic EZ Drop	XXX
Ortho	XXX
Sears, K Gro	XXX
Red Devil	XXX

SETTINGS FOR ROTARY SPREADERS	
	NORMAL
Scotts EasyGreen® (30" spread width)	XXX
Scotts SpeedyGreen® (5' spread width)	XXX
Republic EZ Rotary	XXX
Ortho, Sears, K Gro	XXX
Red Devil	XXX

**When Using A Drop Spreader:** Mow lawn first if grass is tall enough to touch the bottom of the spreader. First apply two header strips. Then operate spreader the longest way of the lawn. Overlap wheel marks to insure uniform feeding. Shut off spreader when you have reached the header strips or when you have stopped.

**When Using A Rotary Spreader:** Shut-off spreader any time you stop. For complete coverage make each pass according to spreader manufacturer's directions so some overlapping occurs.

**[Option 3]**

**Spreader Settings**

**Spreading Tips**

Apply header strips. Then apply product in longest direction of lawn. For best results, use a Scotts® spreader.

[art-Broadcast/Rotary spreaders] [art-Drop Spreaders]

**Scotts Broadcast/Rotary Spreaders**

Each pass should be within 5 feet of each other to ensure an overlap.

Scotts Basic®, Standard™, Deluxe™, Edgeguard®, Lawn Pro® or SpeedyGreen®

Scotts EasyGreen® Each pass should be within 30" of each other to ensure an overlap.

**Scotts Drop Spreaders**

Make sure spreader wheel completely overlaps previous wheel marks.

Scotts AccuGreen®

[Settings] X,X,X For additional spreader settings, please call 1-800-543-TURF (8873). Covers X,XXX sq. ft.

**[Option 4]**

**Spreader Settings** Covers XXXX sq. ft.

[Art: Broadcast/Rotary spreader] **Scotts Broadcast/Rotary Spreaders**

Apply header strips. Then apply product in longest direction of lawn. For best results, use a Scotts spreader. Shut off spreader or stop each time you reach a header strip. Each pass should be within 5 feet of each other to ensure an overlap.

**Scotts Basic, Standard, Deluxe, Edgeguard, Lawn Pro or SpeedyGreen** X

**Scotts EasyGreen** X

**Scotts Drop Spreaders** X

Make sure spreader wheel completely overlaps previous wheel marks.

**Scotts AccuGreen**

For additional spreader settings, please call 1-800-543-TURF (8873).

[Optional Header: First Aid and Environmental Information (Hazards)]

KEEP OUT OF REACH OF CHILDREN  
CAUTION  
PRECAUTIONARY STATEMENTS

**Hazards to Humans and Domestic Animals**

**CAUTION.** Causes moderate eye irritation. Avoid contact with eyes or clothing. Wash hands and exposed skin with soap and water after handling.

**First Aid**

**If in eyes:** Hold eye open and rinse slowly and gently with water for 15-20 minutes. Remove contact lenses, if present, after first 5 minutes, then continue rinsing eye.  
Call a poison control center or doctor for treatment advice. Have the product container or label with you when calling poison control center or doctor, or going for treatment.

**Environmental Hazards**

This pesticide is toxic to fish and aquatic invertebrates. Do not apply directly to water, to areas where surface water is present, or to intertidal areas below the mean high water mark except as noted on appropriate labels. Drift and runoff may be hazardous to aquatic organisms in water adjacent to treated areas. Do not contaminate water when disposing of equipment washwaters.  
This chemical has properties and characteristics associated with chemicals detected in groundwater. The use of this chemical in areas where soils are permeable, particularly where the water table is shallow, may result in groundwater contamination. Application around a cistern or well may result in contamination of drinking water or groundwater.

**Storage and Disposal**

**STORAGE:** Reseal opened bag by folding top down and securing.  
**DISPOSAL:** If Empty: Do not reuse this container. Place in trash or offer for recycling if available. If partly filled: Call your local solid waste agency for disposal instructions. Never place unused product down any indoor or outdoor drain.

[Back Panel]

**\*GUARANTEED ANALYSIS**

(Product Name) XX-X-X F643

Total nitrogen(N)..... XX%  
XX% ammoniacal nitrogen  
XX% urea nitrogen  
XX% other water soluble nitrogen\*  
XX% water insoluble nitrogen

Available phosphate (P<sub>2</sub>O<sub>5</sub>)..... X%

Soluble potash (K<sub>2</sub>O)..... X%

Sulfur (S)..... XX%  
XX% combined sulfur (S)

Derived from: methylene urea, ammonium sulfate, ammoniated phosphate, and potassium sulfate

\*Contains X.X% slowly available methylenediurea and dimethylenetriurea nitrogen.

U.S. Patent No. 5,102,440

(or U.S. Patent Nos. 4,378,238 and 5,102,440 or This product and/or its manufacture is covered by one or more of the following U.S. patents and foreign counterparts thereof: U.S. patent numbers 5,219,415; 5,405,426; 5,300,135; 5,466,274; 4,378,238; 5,102,440)

Information regarding the contents and levels of metals in this product is available on the internet at <http://www.regulatory-info-sc.com>

20/24

**NOTICE:** Buyer assumes all risks of use, storage or handling of this product not in accordance with directions.

**Scotts No-Quibble Guarantee®**

If for any reason you, the consumer, are not satisfied after using this product, you are entitled to get your money back. Simply send us evidence of purchase and we will mail you a refund check promptly.

[Art: SMG/NYSE icon] The Scotts Company  
14111 Scottslawn Rd.  
Marysville, OH 43041

© 2007 Licensed by The Scotts Company LLC.  
World rights reserved. Made in U.S.A. (or Product of U.S.A.)

EPA Reg. No. 538-175  
†CAS #94-75-7 ††CAS #16484-77-8 †††1918-00-9

EPA Est. No. 538-OH-1

**CLI SUB-LABEL  
EPA 538-175**

Feeds and Treats X,XXX square feet



**SUPER PLUS 2 ®FOR GRASS**

*LAWN FERTILIZER AND BROADLEAF WEED CONTROL*

- Builds thick, green turf from the roots up without burning your lawn
- Kills dandelions, chickweed, white clover and most other broadleaf weeds
- Patented formula kills weeds that ordinary weed & feeds miss
- For best results, apply a Turf Builder® Annual Program (see back for details)

DO NOT USE ON ST. AUGUSTINEGRASS, FLORATAM, DICHONDRA, LIPPIA, CARPETGRASS OR BENTGRASS LAWNS.

ACTIVE INGREDIENTS:

2,4-D†	.....	1.25%
MCPP-p††	.....	0.62%
Dicamba†††	.....	0.05%
OTHER INGREDIENTS	.....	98.08%
	Total	100.00%

†CAS #94-75-7 ††CAS #16484-77-8 †††1918-00-9  
EPA Reg. No. 538-175 EPA Est 538-OH-1

**KEEP OUT OF REACH OF CHILDREN AND PETS  
CAUTION**  
See back for additional precautionary statements

**XX-X-X**

NET WEIGHT XX.X lb (X.XX kg)

Made in U.S.A.

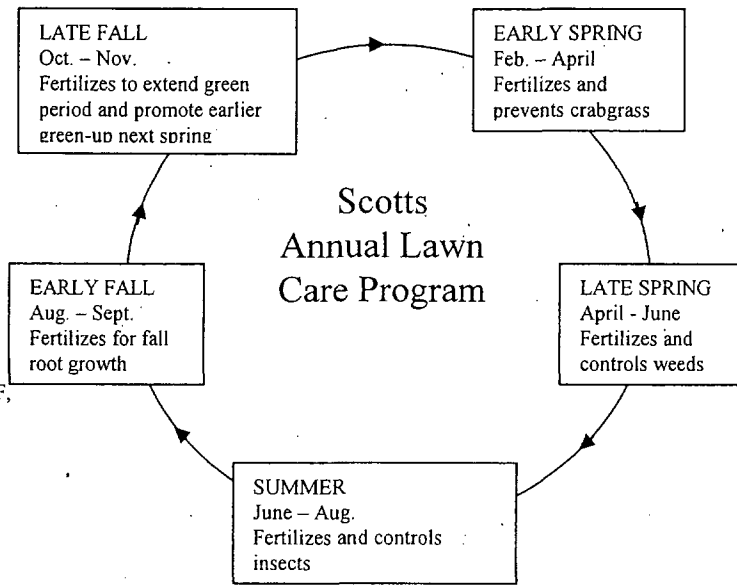
BACK

# For best results, apply Scotts® Annual Lawn Care Program.

- Start the program at any time.
- Allow 2 months between applications.

[ART] For lawns in the shaded areas, phone 1-800-543-TURF, or visit our web site at [www.scottslawn.com](http://www.scottslawn.com) for the Annual Lawn Care Program for your area.

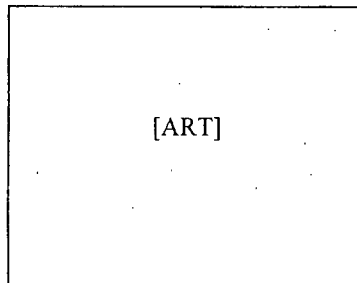
DO NOT USE ON ST. AUGUSTINEGRASS, FLORATAM, DICHONDRA, LIPPIA, CARPETGRASS OR BENTGRASS LAWNS.



## Why Scotts (Product Name) is better than the rest:

### Granule Size

Scotts tiny, lightweight granules stick to weed leaves far better than the larger, heavier pellets of other weed & feeds. The better the product adheres to the weed leaves, the better the results!



### Scotts Mistake Proof Granules™

Each Scotts individual granule contains both the weed control ingredient and fertilizing nutrients -- every inch of your lawn receives the proper amount of both. Common weed & feeds utilize separate pellets for each ingredient, resulting in hit-or-miss weed control and fertilization.

OR

The Scotts Advantage:

Tiny, Lightweight Particles For Better Weed Control

Weed killers, work by entering through the weeds leaves. Therefore, its best to apply a weed & feed to a wet lawn, so the particles can stick better to the weeds. Super Plus 2 for Grass has tiny, lightweight granules that stick to weed leaves far better than the larger pellets of other weed killer, for better control.

And unlike most weed & feeds, every Scotts All-in-One\* particle contains plant nutrients and the weed control ingredient. Scotts provides consistent feeding and weed control to every square inch of turf for a green, thick lawn. Guaranteed!

\*All-in-One = nitrogen, phosphorus, potassium and the weed control ingredient contained in every particle.

Super Plus 2 for Grass (PHOTO)  
 -weed leaves for better weed control

- All-in-One particles contain nutrients and weed control ingredient for green, thick lawns.

Ordinary Mixed Fertilizers (PHOTO)

- Nutrients and the weed control ingredient often in separate particles, resulting in inconsistent weed control and feeding.

## KEY PRODUCT FACTS

### Directions for Use

It is a violation of federal law to use this product in a manner inconsistent with its labeling.

- ☞ Make sure that the ART grass is wet from dew or sprinkling before applying. (This helps particles adhere to weed leaves to produce best results.)

- ☞ Set spreader to the setting indicated by the chart on right before applying.

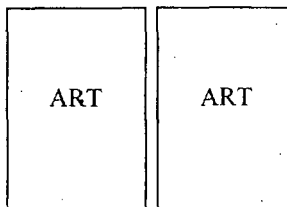
Spreader Settings covers XXXX sq. ft.

Scotts Rotary Spreaders      Setting

Scotts SpeedyGreen®      X  
 Make each pass about 5 feet from previous one to ensure an overlap.

Scotts EasyGreen®      XX  
 Make each pass about 30 inches from previous one to ensure an overlap.

Spreading Tips  
 Apply header strips. Then apply product in longest direction of lawn.



Scotts Drop Spreaders      Setting

All metal models      X  
 Make sure spreader wheel completely overlaps previous wheel mark.

All plastic models      XX  
 Make sure spreader wheel completely overlaps previous wheel mark.

**Additional Spreader Settings**

EZ Drop, Republic (#530) ..... X  
 EZ Broadcast, Republic (#540) .. X

Red Devil Drop (#FH-22) ..... X  
 Red Devil Rotary (#FH-22) ..... X

### What To Avoid

- Do not allow product to contact people or pets directly or through drift. Keep people and pets off lawn during application. People and pets may reenter lawn after dusts have settled.
- Do not water or mow lawn for at least 24 hours after application. (Granules must remain on weed leaves for 24 hours to be effective.)
- Do not apply if rain is expected within 24 hours.
- Do not apply if day temperatures are regularly below 60° or above 90° F.

**ART** • For maximum product effectiveness, keep people and animals off lawn after treatment.

- Apply only to grass. Do not allow granules or dust to drift onto flowers, shrubs, fruit or vegetables.
- Grass should not touch the bottom of a drop spreader. Tall grass should be mowed a day or two before application.
- Delay application on newly seeded, sodded or sprigged areas until new grass has been mowed four times.
- Do not seed, sod or plant grass sprigs until at least one month after using this product.

**ART** • Do not apply on St. Augustinegrass, Floratam, dichondra, lippia, carpetgrass, or bentgrass.

- On bahia or centipedegrass lawns, wait until after the second mowing of the year, but NOT before mid-March.
- In fall, DO NOT treat centipedegrass after Oct. 1, nor bahiagrass after Nov. 1.
- Apply on a calm day.
- This product applies 1.5 pounds of 2,4D per acre per application. Do not apply more than twice per year.

### Storage and Disposal

**ART** • **STORAGE:** Store in a clean, dry place. Reseal opened bag by folding top down and securing.

- **DISPOSAL: IF EMPTY:** Do not reuse this container. Place in trash or offer for recycling if available. **IF PARTLY FILLED:** Call your local solid waste agency for disposal instructions. Never place unused product down any indoor or outdoor drain.

### First Aid and Environmental Information

**ART** Keep out of the reach of children and pets.  
**CAUTION.**

### PRECAUTIONARY STATEMENTS Hazards to Humans and Domestic Animals

**ART** CAUTION. Causes moderate eye irritation. Avoid contact with eyes or clothing. Wash hands and exposed skin with soap and water after handling.

#### First Aid:

**If in eyes:** Hold eye open and rinse slowly and gently with water for 15-20 minutes. Remove contact lenses, if present, after first 5 minutes, then continue rinsing eye.

Call a poison control center or doctor for further treatment advice. Have the product container or label with you when calling poison control center or doctor, or going for treatment.

#### Environmental Hazards:

This pesticide is toxic to fish and aquatic invertebrates. Do not apply directly to water, to areas where surface water is present, or to intertidal areas below the mean high water mark except as noted on appropriate labels. Drift and runoff may be hazardous to aquatic organisms in water adjacent to treated areas. Do not contaminate water when disposing of equipment washwaters.

This chemical has properties and characteristics associated with chemicals detected in groundwater. The use of this chemical in areas where soils are permeable, particularly where the water table is shallow, may result in groundwater contamination. Application around a cistern or well may result in contamination of drinking water or groundwater.

#### [Optional Florida Environmental statement. Label placement here is optional]:

Do not apply near water, storm drains or drainage ditches. Do not apply if heavy rain is expected. Apply this product only to your lawn, and sweep any product that lands on the driveway, sidewalk or street, back onto your lawn.

**Guaranteed Analysis**

Product Name XX-X-X F643

Total nitrogen (N) ..... XX%  
 X.X% ammoniacal nitrogen  
 XX.X% urea nitrogen  
 XX.X% other water soluble nitrogen\*  
 X.X% water insoluble nitrogen  
 Available phosphate (P<sub>2</sub>O<sub>5</sub>) ..... X%  
 Soluble potash (K<sub>2</sub>O) ..... X%

Derived from: monoammonium phosphate, urea, methylene ureas, and potassium sulfate or muriate of potash.

\*Contains XX% slowly available methylenediurea and dimethylenetriurea nitrogen.

**Questions / Information**


Phone toll-free  
1-800-543-TURF

Visit our web site  
[www.scottslawn.com](http://www.scottslawn.com)

**Notice:** Buyer assumes all risks of use, storage or handling of this product not in accordance with directions.

**Scotts No-Quibble Guarantee™**

If for any reason you, the consumer, are not satisfied with results after using this product, you are entitled to get your money back. Simply send us evidence of purchase and we will mail you a refund check promptly.



U.S. Patent No. 4,378,238  
Product of U.S.A.

The Scotts Company  
14111 Scottslawn Road  
Marysville, Ohio 43041

© 2007 Licensed by The Scotts Company LLC.  
World rights reserved. Made in U.S.A.