

PM 23

538-175

1317

APR 21 1995

Mr. Vincent Snyder, Jr.
The Scotts Company
14111 Scottslawn Road
Marysville, OH 43041

Dear Mr. Snyder:

SUBJECT: Label Amendment
Super Plus 2 For Grass
EPA Registration No. 538-175
Your Application Dated March 27, 1995

The labeling referred to above, submitted in connection with registration under the Federal Insecticide, Fungicide, and Rodenticide Act as amended, is acceptable provided the following changes are made:

1. The Container Disposal statement is correct for products packaged in bags. However, it must be revised as follows for products packaged in other types of containers (bottles, cans or jars):

"Do not reuse container (bottle, can, jar). Rinse thoroughly before discarding in trash."
2. In the "ALTERNATE DIRECTIONS FOR USE" section, under the heading "DIRECTIONS FOR USE," the typographical error in the sentence "Allow at least 4 to 4 weeks between program applications" must be corrected. It should read "Allow at least 4 to 6 weeks between program applications."
3. Under the "ALTERNATE SPREADER INSTRUCTIONS (TIPS ON SPREADING)," the word "so" is missing from the last sentence in the instructions for Scotts SpeedyGreen Rotary spreader. The sentence should read "For complete coverage make each pass about 5 feet from the previous one, so some overlapping occurs."

RD:STANTON:PM Team 23:Rm. 235:305-5218:Disk #1:S484764.LET

CONCURRENCES							
SYMBOL ▶	7505C						
SURNAME ▶	S. Stanton						
DATE ▶	Apr 20, 1995						

1317

17

A stamped copy is enclosed for your records. Please submit (one) final printed copy for the above mentioned label before releasing the product for shipment.

Sincerely yours,

Joanne I. Miller
Product Manager (23)
Fungicide-Herbicide Branch
Registration Division (7505C)

Enclosure

MASTER LABEL

3217

FRONT:

PACKAGE COPY FOR
SUPER PLUS 2 FOR GRASS
03/23/95 VS/kl

(Scotts ®)
(Lawn Pro ®) step™2

23614 (placed vertically) (Above copy to be inverted.)

Treats 5,000 sq. ft. (Bag)
Treats and feeds 8,000 sq. ft.
Treats 1,000 sq. ft. (Shaker Container)
Treats and Fertilizes 5,000 sq. ft.(box)

ACCEPTED
with COMMENTS
in EPA Letter Dated
APR 21 1995
Under the Federal Insecticide,
Fungicide, and Rodenticide Act
as amended, for the pesticide
registered under EPA Reg. No.
538-175

(Scotts ®)
(Lawn Pro ®)

Scotts Best
Annual Program

SCOTTS POLICY
No-Quibble
Guarantee
SEE BACK FOR DETAILS

Scotts Lawn Pro® Product
Available Only at Lawn Pro® Stores

step™2

)
of 4 easy steps to
a better lawn

(ILLUS.)

Super Plus 2® For Grass
Weed Control plus Lawn Fertilizer

Super Plus 2 for Grass/
Weed Control
plus Fertilizer

NET WEIGHT XX.X lbs. (Bag)
NET WEIGHT X.X lbs. (Shaker Container)

XX-X-X

EPA 1754

4/217

(OPTIONAL FRONT PANEL CLAIMS)

photo: house with beautiful lawn
(inset photo: dandelion)

Kills Dandelions

Clears out dandelions and more
than 50 other broadleaf weeds

and helps prepare
your lawn for winter

----- The Scotts Difference® -----

- Thick, green, weed-free turf
- Timed-release nitrogen won't burn your lawn or cause surge growth
- Scotts No-quibble Guarantee
- Toll-free Consumer Hotline: 1-800-543-TURF

Patented Particle Technology

(art: particle)

Unlike other weed-and-feeds, every particle of Turf Builder Plus 2® contains

- Scotts patented timed-release nitrogen
- Phosphorus
- Potassium
- Weed control

(Optional Statements)

Do not use on dichondra, St. Augustine, creeping bentgrass, bahia, or centipedegrass lawns.

or

Do not use on dichondra, St. Augustinegrass, or bentgrass lawns.

4

OPTIONAL FRONT PANEL CLAIMS cont'd

Controls dandelions, clover, chickweed, and other broadleaf weeds while greening your lawn for up to 2 months

Eliminates dandelions, clover, chickweed, and other non-grassy weeds while greening your lawn without rapid, extreme growth.

Small lightweight granules provide complete uniform coverage and are quickly absorbed to help insure control of large and small weeds.

Weeds are killed completely- roots and all.


Coverage: Treats and fertilizes 8,000 sq. ft.

Application: Apply when weeds are actively growing but not before yellow dandelion blooms have appeared.

NITROGEN: Essential for plant growth; makes grass green

PHOSPHORUS: Stimulates root growth; helps grass multiply.

POTASSIUM: Makes plant strong; better able to resist drought and extreme heat.



FRONT cont'd

KEEP OUT OF REACH OF CHILDREN
CAUTION

PRECAUTIONARY STATEMENTS

Hazards to Humans and Domestic Animals: CAUTION. Causes eye injury. Avoid contact with eyes, skin or clothing. In case of contact immediately flush eyes or skin with plenty of water. Get medical attention if irritation persists. May be harmful if swallowed. Avoid inhalation. Do not contaminate feed or foodstuffs.

Do not allow people (other than the applicator) or pets on treatment area during application. Do not enter treatment areas until spray has dried or dust has settled.

When using this product, wear long-sleeved shirt, long pants, socks and shoes.

) After using this product, remove clothing and launder separately before reuse, and promptly and thoroughly wash hands and exposed skin with soap and water.

Environmental Hazards: Do not apply when weather conditions favor drift from target area. Drift or runoff may adversely affect non-target plants. Do not apply directly to water. Do not contaminate water when disposing of equipment washwaters.

STORAGE: Store in a clean, dry place. Reseal opened container or bag by folding top down and securing.

PESTICIDE DISPOSAL: Securely wrap original container in several layers of newspaper and discard in trash.

) CONTAINER DISPOSAL: Do not reuse bag (or container). Discard bag (or container) in trash.

ACTIVE INGREDIENTS:

2,4-Dichlorophenoxyacetic acid.....	0.680 - 1.370%
2-(2-Methyl-4-chlorophenoxy) propionic acid	0.680 - 1.370%
Dicamba 3,6-Dichloro-o-anisic acid	0.027 - 0.055%

INERT INGREDIENTS: 98.613 - 97.202%

TOTAL 100.000%

EPA Reg. No. 538-175 EPA Est 538-OH-1

Super Plus 2 for Grass/
Weed Control plus Fertilizer

XX-X-X

7 of 17

FRONT cont'd

Formulation and
Ingredient Analysis

XX-XX-XX

Guaranteed Analysis


Total nitrogen (N)	XX%
X.X% ammoniacal nitrogen	
XX.X% urea nitrogen	
XX.X% water soluble organic nitrogen*	
X.X% water insoluble nitrogen	
Available phosphate acid (P ₂ O ₅)	X%
Soluble potash (K ₂ O)	X%

Derived from monoammonium phosphate, urea, methylene ureas, and potassium sulfate.

* Contains X.X% slowly available methylenediurea and dimethylenetriurea nitrogen.

U.S. Pat No. 3,989,470
The Scotts Company
14111 Scottslawn Road
Marysville, Ohio 43041

Product of USA



8-17

(OPTIONAL BACK PANEL CLAIMS)

PULL TAB and remove for pour spout (ILLUS.)	Treats 5,000 sq. ft. (Bag)	STP2 23614
	Treats 1,000 sq. ft. (Shaker Container)	5M
Easy Open PULL HERE	(Scotts ®) (Lawn Pro ®)	PROOF OF PURCHASE (Scotts)
	Scotts Best Annual Program	

Now it's easy for you to have a better lawn

Save money

Why even consider a lawn care service? Scotts Annual program will give you a beautiful lawn for about half (one-third) the cost.

Simple and easy

No more guesswork. You simply apply the right product - one Step at a time.

Start anytime

You can start the Annual Program anytime of the year. Just check the month and select the appropriate Step listed below.

Guaranteed results

Each Step is designed for the specific season to help give you a greener lawn.

(ILLUS.)

(The 4 Steps listed below will be placed horizontally in one row.)

step™ 1. Early Spring February-April

Crabgrass Preventer plus Fertilizer - prevents crabgrass, foxtail, spurge, oxalis, chickweed and other annual weeds while providing deep, thick greening for up to 2 months. This is Scotts best fertilizer plus crabgrass preventer. In the Pacific Northwest, Step™ 1 is "Moss Control plus Lawn Fertilizer." For St. Augustinegrass, Step™ 1 is "Super Bonus S."

step™ 2. Late Spring April - June

Weed Control plus Fertilizer - controls dandelions, clover, chickweed and other broadleaf weeds while greening your lawn for up to 2 more months. This is Scotts best weed and feed. For St. Augustinegrass, Step™ 2 is "Super Turf Builder."

9

(OPTIONAL BACK PANEL CLAIMS cont'd)

step™ 3. Summer June-August

Insect Control plus Fertilizer - controls white grubs, chinch bugs, sod webworms and other lawn insects plus keeps your lawn green through the Summer.

step™ 4. Fall August - November

Lawn Fertilizer - specifically formulated for the Fall - the best time to develop a stronger root system for a more vigorous, thicker lawn. Helps your lawn green up even quicker next Spring. This is Scotts best fall fertilizer.

(OPTIONAL BACK PANEL CLAIMS)

—The Scotts Difference®—

Scotts Patented Particle Technology is available only in Scotts® products, so don't be fooled by weed-and-feeds claiming to be "just like Scotts."

Remember, even weeds-and-feeds claiming to contain slow- or controlled-release nitrogen are typically just simple mixes, so they can't deliver the consistent great results you'll get from Scotts Patented Particle Technology. With Scotts Turf Builder plus 2, every particle contains timed-release nitrogen, plus the other primary nutrients and weed control.

[photos: piles of simple mix and TB+2 particles]

ORDINARY SIMPLE MIXES

- Nutrient and weed control granules of many different sizes and shapes
- Result: granules of unequal size can separate during application

- Turf Builder plus 2 granules are consistent in size and shape
- Result: consistent distribution of nutrients and weed control.

SCOTTS TECHNOLOGY

[photos: spread patterns of simple mix and TB+2 pattern]

ORDINARY SIMPLE MIXES

- The amount of individual nutrients and weed control in each square inch of lawn may vary greatly
- Result: uneven, inconsistent weeding and feeding

SCOTTS TECHNOLOGY

- Turf Builder Plus 2 delivers the same ratio of primary nutrients plus weed control to every square inch of turf
- Result: consistent greening plus better weed control

What to expect

Dandelions and other weeds will be killed in 3 to 4 weeks and your lawn will be greener in 4 to 6 days

Small, lightweight granules mean better weed control. Most lawn weed controls must be absorbed through the weeds' leaves to be effective. Turf Builder Plus 2 granules are small and lightweight, so they will stay on even the smallest weed leaves. Weed control in Turf Builder Plus 2 is absorbed by the weeds' leaves, killing the plant completely, root and all.

CONTROLS more than 50 common lawn weeds.

.....and clears out more than 50 broadleaf weeds

WEEDS CONTROLLED

- | | | |
|-------------------|----------------------|----------------------|
| aster | fleabane | (whitlowort) |
| bindweed | ground ivy | shepherdspurse |
| bittercress | hawkweed | smartweed |
| black medic | healall | sowthistle |
| bristly oxtongue | henbit | spurweed |
| buckhorn | horseweed | stitchwort |
| bull thistle | knotweed (seedling) | threeseeded mercury |
| burclover | lambsquarter | thymeleaved sandwort |
| buttonweed | lespedeza (seedling) | vetch |
| Canada thistle | lippia (matchweed) | wild carrot |
| carpetweed | mallow | yarrow |
| catsear | moneywort | yellow rocket |
| (coast dandelion) | morningglory | |
| centella | mustard | |
| chickweed | pennywort | |
| chicory | pepperweed | |
| cinquefoil | pigweed | |
| clover (hop) | plantain | |
| clover (red) | prickley lettuce | |
| clover (white) | puncturevine | |
| cudweed | purslane | |
| curly dock | pusley (Florida) | |
| dandelion | pussytoes | |
| dichondra | ragweed | |
| dollarweed | red sorrel | |
| English daisy | (sheep sorrel) | |
| eveningprimrose | scarlet pimpernel | |
| filaree | shadflower | |


BACK cont'd

OPTIONAL BACK PANEL CLAIMS)

HELPS PREPARE YOUR LAWN FOR WINTER.....

Summer can leave your lawn stressed and hungry. Researchers at Scotts and leading universities have demonstrated the importance of feeding a lawn in both late summer and fall, and Scotts offer the high-quality products you need.

For late summer, a high nitrogen, slow-release fertilizer like Turf Builder® is your best choice. For fall, a high nitrogen/potassium fertilizer like that in Scotts Super Winterizer Plus 2 is best. Scotts Super Winterizer Plus 2 you get a thicker, sturdier lawn with increased root development. Applied as your last feeding of the year, it helps prepare your lawn for winter and provides better green-up next spring.



BACK

step™ 2 DIRECTIONS FOR USE

It is a violation of federal law to use this product in a manner inconsistent with its labeling. This product applies 1.5 pounds of 2,4-D per acre per application. The maximum number of broadcast applications per treatment site is two per year.

LEFT COLUMN

Application

Apply when weeds are actively growing, but not before yellow dandelion blooms have appeared.

Apply to moist or dry foliage, however, for best results, apply to moist foliage.

Be careful when applying this product near shrubs, flower beds or vegetable gardens as weed control may damage these desirable plants.

Do not over apply, especially under the drip zone of desirable shrubs and trees as some of the control ingredients are root absorbed.

Don't use on dichondra, St. Augustine, or bentgrass lawns or on newly seeded and sodded lawns until after the fourth mowing. Don't plant grass for one month after using this product and don't apply when daytime temperatures are consistently 90 degrees or above.

Allow at least 4-6 weeks between program applications.


Watering or Rain

Do not water your lawn for 24 hours after application. Water will wash the weed control off the weed's leaves and reduce the effectiveness of this product. This product should not be applied if rain is expected within the next 24 hours.

(The following instructions to be used on 5,000 sq. ft. Bag only.)

Tips on Spreading

Scotts Drop:



BACK cont'd

Do not apply during windy days.

First apply 2 header strips.

Overlap spreader application area to avoid strips of untreated lawn.

(ILLUS.)

(ILLUS.)

Shut off spreader when you reach the header strip or any time you stop.

EasyGreen™ Rotary:

Slide shut-off lever to the right, application automatically starts and stops when you do

Avoid misses by making each pass about 30 inches from the previous one so some overlapping occurs

Speedy Green™ Rotary:

Shut off spreader anytime you stop

Avoid misses by making each pass about 5 feet from the previous one so some overlapping occurs

Scotts Spreader Settings

Scotts Drop Spreaders	X	Scotts EasyGreen™ Rotary	XX	Scotts Speedy Green™	X
-----------------------------	---	--------------------------------	----	----------------------------	---

Additional Spreader Settings (Non-Scotts spreader settings are approximate. You may need to adjust for proper coverage.)

Cyclone Rotary (Model B).....	XX
Central Drop (#205).....	XX
Sears Drop (#19810).....	XX
Ortho Drop (#5000).....	XX
Greenview Drop (Spred II).....	XX
Precision Drop.....	XX
(Red Devil)	

BACK cont'd

(The following instructions to be used on 1,000 sq. ft. shaker container only.)

APPLICATION RATE (Actual Size) contents of this package covers a
25 ft. by 40 ft. area (1,000 sq. ft.)

Picture of
dime
shaker carton

Use lightweight
shaker carton to
sprinkle evenly
over lawn as shown.

Picture of

If you have questions

We designed this Program to make having a better lawn as simple and easy as possible. But you may still have some questions about your lawn during the year. If so, you can contact the Scotts Lawn Pro retailer where you bought this Program. They are ready to answer your questions and provide any help or information that you may need.

—OR—You can get the answers by talking directly with one of Scotts lawn counselors. Simply dial this toll-free number **1-800-543-TURF** (in Ohio **1-800-762-4010**).

23614

**Scotts Policy
No-Quibble Guarantee**

If for any reason you are not satisfied with results after using this product, you are entitled to get your money back. Simply send us evidence of purchase and we will mail you a refund check promptly.

SCOTTS . . . the lawn people
MARYSVILLE, OHIO 43041

(c) 1995, The Scotts Company. World rights reserved.

(Description below will be inverted.)

(Scotts ®)
(Lawn Pro ®)

step™2

23614 (placed vertically)

ALTERNATE DIRECTIONS FOR USE

(Optional statement)

Coverage

How much is enough?

To determine the square footage of your lawn, walk the length and width of your lawn; one average pace equals about 3 feet. Multiply the length of the lawn by the width of the lawn. This equals the area of your lawn in square feet. Note: If your lawn has an irregular shape, measure square areas, then add the figures together to reach your total lawn size.

(Optional Statement)

How and when to apply

Apply when weeds are actively growing, but not before yellow dandelion blooms have appeared.

DIRECTIONS FOR USE

It is a violation of Federal law to use this product in a manner inconsistent with its labeling. This product applies 1.5 pounds of 2,4-D per acre per application. The maximum number of broadcast applications per treatment site is two per year.

Apply to moist or dry foliage. For best results, however, apply to moist foliage.

Be careful when applying this product near shrubs, flower beds, or vegetable gardens, as weed control may damage these desirable plants.


Do not over apply, especially under the drip zone of desirable shrubs and trees as some of the control ingredients are root absorbed.

(Optional statements: Don't use on Dichondra, St. Augustine, bahia, centipedegrass or bentgrass lawns. or Don't use on dichondra, St. Augustine, or bentgrass lawns.)
Don't use on newly seeded or sodded lawns until after the fourth mowing.

Don't plant grass for one month after using this product and don't apply when daytime temperatures are consistently 90 degrees or above.

Allow at least 4 to 4 weeks between program applications.

Watering or Rain



BACK cont'd

Do not water your lawn for 24 hours after application. Water will wash the weed control off the weeds leaves and reduce the effectiveness of this product. This product should not be applied if rain is expected within the next 24 hours.

Tips on Spreading or Spreading Tips

For best results, use a Scotts spreader

Be careful when applying this product near shrubs, flower beds, or vegetable gardens, as contact with weed control may damage these desirable plants. (Optional statement: When using EasyGreen® or SpeedyGreen® rotary spreader, take special care near desirable plants.)

(Optional statement- DO NOT APPLY DURING WINDY DAYS.)

Spreader Settings


	REGULAR RATE covers 8,000 sq. ft.	DIRECTIONS
Scotts Drop Spreaders	X	Mow lawn first; apply 2 header strips; apply longest direction of lawn, overlapping wheel marks.
Scotts EasyGreen® Rotary	X	Make each pass about 30 inches from previous pass to overlap spread width.
Scotts SpeedyGreen® Rotary	X	Make each pass about 5 feet from previous pass to overlap spread width.

Additional Spreader Settings:

- EZ Drop, Republic (#530)..... X
- EZ Broadcast, Republic (#540)..... X
- Red Devil Drop (#FH-22)..... X
- Red Devil Rotary (#SB-50)..... X
- Quaker Drop (Model #10850)..... X
- Quaker Rotary (Model #10301)..... X

(Non-Scotts spreader settings are approximate. You may need to adjust for proper coverage.)

[illustrations: spreading patterns]



BACK cont'd

ALTERNATE SPREADER INSTRUCTIONS(TIPS ON SPREADING)

For best results, use a Scotts spreader

(Optional statements:Be careful when applying this product near shrubs, flower beds or vegetable gardens as contact with weed control may damage these desirable plants. Do not apply during windy days.)

Scotts Drop: Mow lawn first if grass is tall enough to touch the bottom of the spreader. First apply two header strips. Then operate spreader the longest way of the lawn. Overlap wheel marks to insure uniform feeding. Shut off spreader when you have reached the header strips or stopped.

Scotts EasyGreen® Rotary: Slide shut-off lever to the right; application automatically starts and stops when you do. For complete coverage make each pass about 30 inches from the previous one so some overlapping occurs.

Scotts SpeedyGreen® Rotary: Shut off spreader anytime you stop. For complete coverage make each pass about 5 feet from the previous one, some overlapping occurs.


	<u>Spreader Settings</u>
Scotts Drop	XX
Scotts Easygreen	XX
Scotts SpeedyGreen	XX

QUESTIONS? Call Scotts' toll-free Consumer Hotline: 1-800-543-TURF

Scotts No-Quibble Guarantee

If for any reason you are not satisfied with results after using this product, you are entitled to get your money back. Simply send us evidence of purchase and we will mail you a refund check promptly.

Scotts®...the lawn people
Marysville, Ohio 43041



©1995, The Scotts Company. World rights reserved.