

BACK CONTINUED:

XXXXX

10

XXXXX

Scotts Policy
No-Quibble Guarantee

If for any reason you are not satisfied
with results after using this product,
you are entitled to get your money back.
Simply send us evidence of purchase and
we will mail you a refund check promptly.
Scotts...the lawn people
Marysville, Ohio 43041

0 (UPC)

XXXXX XXXXX

(NOTE: The description below will be inverted.)

XXXXX

(Scotts (R)) TURF BUILDER
plus 2 (R) (N)
BRAND

America's
favorite
weed & feed

✓

04/00/0949R

15/11

1/11

APR 8 1987

Mr. Vincent Snyder, Jr.
O.M. Scott & Sons Company
14310 Scottslawn Road
Marysville, OH 43041

Dear Mr. Snyder:

Subject: Amendment - Label Revision and Additional Brand Name
Turf Builder Plus 2 W/S for Grass
EPA Registration No. 538-160
Your Submission Dated March 30, 1987

The amendment referred to above, submitted in connection with registration under the Federal Insecticide, Fungicide, and Rodenticide Act, is acceptable provided that you:

1. Make the labeling changes listed below before you release the product for shipment bearing the amended labeling:
 - a. Delete "MCPA" and "MCP" from the ingredient statement. These are not common chemical names accepted for these pesticides.
 - b. Revise "Keep out of lakes, streams, or ponds" to read:

Do not apply directly to any body of water.
2. Submit one (1) copy of your final printed labeling before you release the product for shipment.

A stamped copy of the labeling is enclosed for your records.

92409:Ikeda:MF-11:KENC0:4/6/87:4/15/87:NzeCee:VQ:dsq:kjm
CONCURRENCES

SYMBOL	ORIGINATOR							
SURNAME								
DATE								

1/11

OFFICIAL FILE COPY

2

The additional product name "Scotts LawnPro Weed Control plus Fertilizer" is acceptable.

Sincerely yours,

Richard W. Mountfort *RFM*
Product Manager (23)
Fungicide-Herbicide Branch
Registration Division (TS-767C)

Enclosure

2/14

FRONT:

Lawn Weed Control Plus
Fertilizer XXXXX
(F-9348)
12/22/86 CR
01/05/87 CR 03/02/87 CR

3

(Scotts (R))
(Lawn Pro) Step 2
(R)

XXXXX (placed vertically) (Above copy to be inverted.)

Treats 5,000 sq ft (465 m²).

(Scotts (R))
(Lawn Pro)
(R)

will remove...

SCOTT'S POLICY
No-Quibble
Guarantee
SEE BACK FOR DETAILS

step 2
of 4 easy steps to
a better lawn

*438 169-1
range 0.66-1.370/10
see back*

(ILLUS.)

Lawn Weed Control
plus Fertilizer

NET WEIGHT 26 lbs (11.79 kg)

24 3 3

KEEP OUT OF REACH OF CHILDREN.
WARNING ✓
PRECAUTIONARY STATEMENTS ✓


Hazards to Humans and Domestic Animals: Causes eye irritation. Do not get in eyes, on skin or on clothing. In case of contact immediately wash eyes or skin with plenty of water. Get medical attention if irritation persists. Harmful if swallowed. Do not contaminate feed or foodstuffs.

Environmental Hazards: ~~Keep~~ Keep out of lakes, streams, or ponds. Do not apply when weather conditions favor drift from target area.

STORAGE: Store in a clean, dry place. Reseal opened bag by folding top down and securing.

PESTICIDE DISPOSAL: Securely wrap original container in several layers of newspaper and discard in trash.

CONTAINER DISPOSAL: Do not reuse bag. Discard bag in trash.



5/11

FRONT CONTINUED:

4

ACTIVE INGREDIENTS:

MCPA: 2 Methyl 4-chlorophenoxyacetic acid.	0.66%
MCPP: 2-(2-Methyl-4-chlorophenoxy) propionic acid.	0.66%

INERT INGREDIENTS:	96.68%
Total	100.00%

*A few ingredients are listed
0.66% to 1.37%*

EPA Reg No 538 XXX EPA Est 538-OH-1

Lawn Weed Control plus Fertilizer

24-3-3


Guaranteed Analysis

Total nitrogen (N).	24%
0.6% ammoniacal nitrogen	
15.7% urea, methylene ureas nitrogen	
7.7% water insoluble nitrogen	
Available phosphoric acid (P ₂ O ₅).	3%
Soluble potash (K ₂ O).	3%
Chlorine, not more than	2.59%

Derived from: monoammonium phosphate, urea, methylene ureas and muriate of potash.

Product of USA

The O M Scott & Sons Company, Marysville, Ohio 43041.



17/11

GUSSETS:

5

RIGHT GUSSET

(Scotts (R))
(Lawn Pro)
XXXXX (R)

Annual
Program

step 2

SCOTTS POLICY
No-Quibble
Guarantee
SEE BACK FOR DETAILS

LEFT GUSSET


(Scotts (R))
(Lawn Pro)
(R)

Annual
Program

step 2

SCOTTS POLICY
No-Quibble
Guarantee
SEE BACK FOR DETAILS

XXXXX



17

BACK:

PULL TAB
and remove for
pour spout
(ILLUS.)
Easy
Open PULL HERE

Treats 5,000 sq ft (465 m²)

STP2 XXXXX
5M
PROOF
OF
PURCHASE
(Scotts)

(Scotts (R))
(Lawn Pro)
(R)

Annual
Program

Now it's easy for you to have a better lawn

Save money

Start anytime

Why even consider a lawn care service? Scotts Annual Program will give you a beautiful lawn for less money.

You can start into the Annual Program anytime of the year. Just check the month and select the appropriate Step listed below.

Simple and easy

Guaranteed results

No more guesswork. You simply apply the right product - one Step at a time.

Each Step is designed to the specific season to help give you a healthier, greener lawn.

(ILLUS.)

(The 4 steps listed below will be placed horizontally in one row.)

step 1. Early Spring February-April

Crabgrass Preventer plus Fertilizer - prevents crabgrass, foxtail, spurge, oxalis, chickweed and other annual weeds while providing deep, thick greening for 2 months.

step 2. Late Spring April-June


Lawn Weed Control plus Fertilizer - controls dandelions, clover, chickweed and other broadleaf weeds while greening your lawn for 2 more months.

step 3. Summer June-August

Insect Control plus fertilizer - controls white grubs, chinch bugs, sod webworms and other lawn insects plus keeps your lawn green through the summer.

step 4. Fall August-November

Lawn Fertilizer - specially formulated for the fall - the best time to develop a stronger root system for a healthier, thicker lawn. Helps your lawn green up even quicker next Spring.



6

1

BACK CONTINUED:

step 2

DIRECTIONS FOR USE

It is a violation of federal law to use this product in a manner inconsistent with its labeling.

LEFT COLUMN

Application

- . Apply when weeds are actively growing, but not before yellow dandelion blooms have appeared.
- . Apply to moist or dry foliage, however, for best results, apply to moist foliage.
- . Be careful when applying this product near shrubs, flower beds or vegetable gardens as weed control may damage these desirable plants.
- . Don't use on creeping bentgrass lawns or on newly seeded and sodded lawns until after the fourth mowing. Don't plant grass for one month after using this product and don't apply when daytime temperatures are consistently 90 degrees or above.
- . Allow at least 4-6 weeks between program applications.

Watering or Rain

- . Do not water your lawn for 24 hours after application. Water will wash the weed control off the weed's leaves and reduce the effectiveness of this product.
- . This product should not be applied if rain is expected within the next 24 hours.


RIGHT COLUMN

Tips on Spreading

Scotts Drop:

- . Do not apply during windy days.
- . First apply 2 header strips.
- . Overlap spreader application area to avoid strips of untreated lawn
- . Shut off spreader when you reach the header strip or any time you stop.

(1105.)



(1105.)

1

BACK CONTINUED:

2

EasyGreen™ Rotary:

- Slide shut off lever to the right, application automatically starts and stops when you do

Avoid misses by making each pass about 30 inches from the previous one so some overlapping occurs

Scotts Spreader Settings

Scotts		Scotts	
Drop		EasyGreen™	
Spreaders	XX	Rotary	XX

If you have questions

We designed this Program to make having a better lawn as simple and easy as possible. But you may still have some questions about your lawn during the year. If so, you can contact the Scotts Lawn Pro retailer where you bought this Program. They are ready to answer your questions and provide any help or information that you may need.-OR-You can get the answers by talking directly with one of Scotts lawn counselors. Simply dial this toll free number 1-800-543-TURF (in Ohio 1-800-762-4010).

XXXXX

Scotts Policy
No-Quibble Guarantee

If for any reason you are not satisfied with results after using this product, you are entitled to get your money back. Simply send us evidence of purchase and we will mail you a refund check promptly.

0 (UPC) 0

XXXXX XXXXX

SCOTT'S...the lawn people
MARYSVILLE, OHIO 43041


(c) 1987, The O M Scott & Sons Company. All rights reserved.

(Description below will be inverted.)

(Scotts (R))
(Lawn Pro) step 2
(R)

XXXXX (placed vertically)

04596/01339



FRONT:

Lawn Weed Control Plus
Fertilizer XXXXX

9

12/22/86 CR
01/05/87 CR

(Scotts (R))
(Lawn Pro) step 2
(R)

XXXXX (placed vertically) (Above copy to be inverted.)

Treats 10,000 sq ft (929m²)

(Scotts (R))
(Lawn Pro)
(R)

Annual Program

SCOTT'S POLICY
No-Quibble
Guarantee
SEE BACK FOR DETAILS

step 2

of 4 easy steps to
a better lawn

(illus.)

Lawn Weed Control
plus Fertilizer

NET WEIGHT 25 lbs (11.34 kg)

36 0 0

KEEP OUT OF REACH OF CHILDREN
WARNING
PRECAUTIONARY STATEMENTS


Hazards to Humans and Domestic Animals: Causes eye irritation. Do not get in eyes, on skin or on clothing. In case of contact immediately wash eyes or skin with plenty of water. Get medical attention if irritation persists. Harmful if swallowed. Do not contaminate feed or foodstuffs.

Environmental hazards: Keep out of lakes, streams, or ponds. Do not apply when weather conditions favor drift from target area.

STORAGE: Store in a clean, dry place. Reseal opened bag by folding top down and securing.

PESTICIDE DISPOSAL: Securely wrap original container in several layers of newspaper and discard in trash.

CONTAINER DISPOSAL: Do not reuse bag. Discard bag in trash.



1

FRONT CONTINUED:

16

ACTIVE INGREDIENTS:

MCPA: 2-Methyl-4-chlorophenoxyacetic acid.	1.37%
MCPP: 2-(2-Methyl-4-chlorophenoxy) pro ionic acid.	1.37%
INERT INGREDIENTS:	97.26%
Total	100.00%

EPA Reg No 538-XXX EPA Est 538-OH 1

Lawn Weed Control plus Fertilizer 36-0-0


Guaranteed Analysis

Total nitrogen (N)	36%
24.0% urea, methylene ureas nitrogen	
12.0% water insoluble nitrogen	
Available phosphoric acid (P ₂ O ₅)	0%
Soluble potash (K ₂ O)	0%

Derived from: urea and methylene ureas.

Product of USA

The G. M. Scott & Sons Company, Marysville, Ohio 43041



1

GUSSETS:

11

RIGHT GUSSET

XXXXX	(Scotts (R)) (Lawn Pro) (R)	Annual Program	step 2	SCOTTS POLICY No-Quibble Guarantee SEE BACK FOR DETAILS
-------	------------------------------------	-------------------	--------	--

LEFT GUSSET

(Scotts (R)) (Lawn Pro) (R)	Annual Program	step 2	SCOTTS POLICY No-Quibble Guarantee SEE BACK FOR DETAILS	XXXXX
------------------------------------	-------------------	--------	--	-------

•••••	•••••
•••••	•••••
•••••	•••••
•••••	•••••
•••••	•••••
•••••	•••••
•••••	•••••
•••••	•••••
•••••	•••••
•••••	•••••

Handwritten signature or initials

BACK:

PULL TAB
and remove for
pour spout
(ILLUS.)
Easy
Open PULL HERE

Treats 10,000 sq ft (929m²)

(Scotts (R))
(Lawn Pro)
(R)

Annual
Program

STEP XXXXX
10M
PROOF
OF
PURCHASE
(Scotts)

17

Now it's easy for you to have a better lawn

Save money

Start anytime

Why even consider a lawn care service? Scotts Annual Program will give you a beautiful lawn for less money.

You can start into the Annual Program anytime of the year. Just check the month and select the appropriate Step listed below.

Simple and easy

Guaranteed results

No more guesswork. You simply apply the right product - one Step at a time.

Each Step is designed to the specific season to help give you a healthier, greener lawn.

(ILLUS.)

(The 4 Steps listed below will be placed horizontally in one row.)

step 1. Early Spring February-April

Crabgrass Preventer plus Fertilizer - prevents crabgrass, foxtail, spurge, oxalis, chickweed and other annual weeds while providing deep, thick greening for 2 months.

step 2. Late Spring April-June


Lawn Weed Control plus Fertilizer - controls dandelions, clover, chickweed and other broadleaf weeds while greening your lawn for 2 more months.

step 3. Summer June-August

Insect Control plus Fertilizer - controls white grubs, chinch bugs, sod webworms and other lawn insects plus keeps your lawn green through the Summer.

step 4. Fall August-November

Lawn Fertilizer - specially formulated for the fall - the best time to develop a stronger root system for a healthier, thicker lawn. Helps your lawn green up even quicker next Spring.



1

step2

DIRECTIONS FOR USE

It is a violation of federal law to use this product in a manner inconsistent with its labeling.

LEFT COLUMN

Application

- . Apply when weeds are actively growing, but not before yellow dandelion blooms have appeared
- . Apply to moist or dry foliage, however, for best results, apply to moist foliage.
- . Be careful when applying this product near shrubs, flower beds or vegetable gardens as weed control may damage these desirable plants.
- . Don't use on creeping bentgrass lawns or on newly seeded and sodded lawns until after the fourth mowing. Don't plant grass for one month after using this product and don't apply when daytime temperatures are consistently 90 degrees or above.
- . Allow at least 4-6 weeks between program applications.

Watering or Rain

- . Do not water your lawn for 24 hours after application. Water will wash the weed control off the weed's leaves and reduce the effectiveness of this product.
- . This product should not be applied if rain is expected within the next 24 hours.

RIGHT COLUMN

Tips on Spreading

Scotts Drop:

- . Do not apply during windy days
- . First apply 2 header strips.
- . Overlap spreader application area to avoid strips of untreated lawn.
- . Shut off spreader when you reach the header strip or any time you stop.

