

FRONT:

PROTURF INSECTICIDE III XXXX

04/06/92 VS/cr

(Scotts(R))
ProTurf(R)
BRAND

Insecticide III

- o controls surface-feeding turfgrass insects
- o controls surface-feeding and nuisance lawn insects (Optional Claim)

NET WEIGHT 28 1/8 lbs (12.75 kg)

ACCEPTED
MAY 22 1992
Under the Federal Insecticide, Fungicide, and Rodenticide Act, as amended, for the pesticide registered under EPA Reg. No. 538-111

KEEP OUT OF REACH OF CHILDREN
CAUTION
PRECAUTIONARY STATEMENTS

Hazards to Humans and Domestic Animals: CAUTION, causes eye irritation. Avoid contact with eyes, skin, or clothing. Avoid inhalation. Harmful if swallowed. May be absorbed through the skin. Do not apply by hand. Wash thoroughly with soap and water after using. Flush contaminated eyes with plenty of water and get medical attention if irritation persists. Wash contaminated clothing before reuse. Avoid contamination of feed and foodstuffs. As directed, water lawn after application and allow to dry before permitting children or pets on treated areas. Active ingredient is a cholinesterase inhibitor. Treat symptomatically. Atropine only by injection is antidotal.

Environmental Hazards: This product is toxic to fish, birds, and other wildlife. Keep out of lakes, streams, or ponds. Do not apply where runoff is likely to occur. Do not apply when weather conditions favor drift from treated areas. Do not contaminate water by cleaning of equipment or disposal of wastes. Apply this product only as specified on the label.

ACTIVE INGREDIENT:

Chlorpyrifos 0,0-Diethyl 0-(3,5,6-trichloro-2-pyridyl) phosphorothioate

INERT INGREDIENTS:	1.34%
	98.66%
Total	100.00%


EPA Reg No 538-111
Product of USA

EPA Est 538-OH-1(S)
9198-OH-1(M)

Subscript used is first letter of run code on end of container.

ProTurf Division
The O. M. Scott & Sons Company
Marysville, Ohio 43041

(c) 1992. The O M Scott & Sons Company. All rights reserved.



Recommended for Use by Professional Turfgrass Managers
(Professional Product Claim only)

XXXXX

Insecticide III

GUSSETS:

2 97

RIGHT GUSSET

83907

(Scotts(R))
ProTurf(R)
BRAND

Insecticide III

UPC

32247 83907

LEFT GUSSET

Scotts(R)
ProTurf(R)
BRAND


Insecticide III

83907

(Printing Calendar)

UPC

32247 83907



BACK:

Insecticide III

3 9 7
83907

PROFESSIONAL DIRECTIONS FOR USE AND BACK PANEL CLAIMS

It is a violation of federal law to use this product in a manner inconsistent with its labeling.

For use on turfgrass or dichondra

Controls chinch bugs and other insects listed below:

ant	grasshopper
brown dog tick	Hyperodes weevil
cricket	sod webworm
cutworm	(lawn moth larvae)
earwig	vegetable weevil
flea beetle	(in dichondra)
(in dichondra)	

Apply over entire area. Overlap spreader wheel tracks so no strips are missed.

Water as recommended after each application to wash product particles into the zone of insect activity. Do not mow or collect clippings for 24 hours after treatment.

CHINCH BUG control - apply at DOUBLE RATE any time activity or damage is noticed. Water thoroughly (1/4 to 1/2 inch) after each application.

CHINCH BUG prevention - apply at DOUBLE RATE as soon as daily temperatures reach 80°F or above and repeat at 2 month intervals. Water thoroughly (1/4 to 1/2 inch) after each application.

SOD WEBWORM, CUTWORM, EARWIG, FLEA BEETLE and VEGETABLE WEEVIL control - apply at the NORMAL RATE whenever insect activity is suspected. Sprinkle lightly after application to remove product particles from the leaves.

ANT, TICK, CRICKET and GRASSHOPPER control - apply at the DOUBLE RATE whenever insect activity is observed or suspected. Sprinkle lightly after each application to remove particles from leaves.


HYPERODES WEEVIL control - apply at the HEAVY RATE as soon as grass greens in the spring and repeat in one month. Water lightly after application.

Storage and disposal

STORAGE: Store in a clean, dry place. Reseal opened bag by folding top down and securing.

PESTICIDE DISPOSAL: Do not contaminate water, food, or feed by storage or disposal. Wastes resulting from the use of this product may be disposed of on site or at an approved waste disposal facility.

CONTAINER DISPOSAL: Completely empty bag into application equipment. Then dispose of empty bag in a sanitary landfill or by incineration, or, if allowed by State and local authorities, by burning. If burned, stay out of smoke.



IMPORTANT NOTICE: DISCLAIMER AND LIMITATION OF LIABILITY

It must be understood that this product has been evaluated on all varieties under all possible growing conditions. The user should exercise judgement and caution when using the product on a given variety until familiar with the performance under his growing conditions. NO WARRANTY OR REPRESENTATION IS MADE, EXPRESS, OR IMPLIED, CONCERNING THE RESULTS OBTAINED FROM THE USE OF THIS PRODUCT WHEN NOT USED IN ACCORDANCE WITH DIRECTIONS OR ESTABLISHED SAFE PRACTICES. The exclusive remedy of the user or Buyer, and the limit of liability of The O. M. Scott & Sons Company or any other Seller, for any and all losses, injuries or damages resulting from the use or handling of this product shall be the purchase price paid by the user or Buyer for the quantity of this product involved. The Buyer and all users are deemed to have accepted the terms of this Notice, which may be varied only by agreement in writing, signed by a duly authorized representative of The O. M. Scott & Sons Company.


ProTurf Division
 The O. M. Scott & Sons Company
 Marysville, Ohio 43041

Suggested Spreader Settings
 to provide proper distribution calibrate spreader before application

28 1/8 lbs treats 22,000 ft² (1/2 acre) at the NORMAL RATE
 28 1/8 lbs. treats 11,000 ft² (1/4 acre) at the DOUBLE RATE
 28 1/8 lbs. treats 8,250 lbs. (1/5 acre) at the HEAVY RATE

SPREADER	GROUND OR PTO SPEED	WIDTH OF COVERAGE	SPREADER SETTINGS		
			NORMAL	DOUBLE	HEAVY
Scotts (Drop type) Scotts Rotaries PT-10*, PT-11*, R-7, R-7X	3 mph	overlap wheels	3 3/4	5 1/4	6
R-8 (cone 8)	3 mph	9 ft	C 1/2	F	G 1/2
Lely Models (see below)	4.5 mph	18 ft	I 1/2	K 1/2	M
Vicon	4.5 mph	18 ft	4 III	5 III	5 1/2 III
			15	20	23

Lely Models WTR, WFR, HR. PTO at 450 rpm.
 Metric coverage: 12.75 kg treats 2044m² at the NORMAL RATE, 1000m² at the
 DOUBLE RATE and 767m² at the HEAVY RATE.



BACK:

5 of 7

(OPTIONAL RETAIL OR CONSUMER DIRECTIONS FOR USE AND BACK PANEL CLAIMS)

PULL TAB
and remove for
pout spout

(ILLUS.)

LICD - XXXXX
5M
PROOF
OF
PURCHASE
(Scotts)

Easy
Open PULL HERE

Controls the following insects:

armyworms
brown dog ticks
chinch bugs
crickets
cutworms

earwigs
fire ants
flea beetles
(in dichondra)
grasshoppers

Hyperodes weevil
sod webworms
(lawn moth larvae)
vegetable weevil
(in dichondra)

Easy to Apply

DIRECTIONS FOR USE

It is a violation of federal law to use this product in a manner inconsistent with its labeling.

Control of Active Insects

When to use

Use any time insect activity is noted.

Renewed activity of sod webworms and other surface feeding insects, except chinch bugs, may be encountered within 3 to 4 weeks in high incident areas.


Chinch bug activity is evidenced by yellowing, then browning of grass and often develops in localized areas, spreading through the entire lawn. On treated lawns adjacent to areas heavily infested with chinch bugs, check for reinfestation at about two months. Once the chinch bug damage is arrested, the preventive program should be used to prevent any further reinfestation.

How to use

For sod webworms, flea beetles, vegetable weevils, earwigs, armyworms, and cutworm, apply at the LIGHT RATE. For chinch bugs, ants, brown dog ticks, crickets and grasshoppers, apply at the NORMAL RATE.

For surface feeding insects, except chinch bugs, water lightly to remove granules from the foliage. For chinch bugs, water thoroughly following application. (Suggested 1/4 to 1/2 inch of water).

Do not mow or collect clippings for 24 hours after application.



Preventative Chinch Bug Control

When to use

Start as soon as the daily maximum temperature is 80°F or as soon as chinch bug activity is observed. Repeat at two month intervals.

How to use

Apply at the NORMAL RATE and water thoroughly after treating. (Suggested 1/4 to 1/2 inch of water).

Control of Hyperodes Weevil

When to use

Apply as soon as grass greens in the spring and repeat in one month.

How to use

Apply at the NORMAL RATE and water lightly.

Control of Fire Ants

For individual fire ant mounds, apply at the rate of 2 to 4 tablespoons per mound. Spread granules evenly over top of mound. Apply gently to avoid disturbing ants. For best results, apply in cool weather, 65°F to 80°F, or in early morning or late evening hours. Treat new mounds as they appear.

Do not let fire ants come in contact with person making the application. Apply at least 1 gallon of water per mound after application, but do not flood. Treat new mounds as they appear.

Results to expect

Damage of insects to grass will stop within hours of watering-in and control may require one week but no more than two weeks.

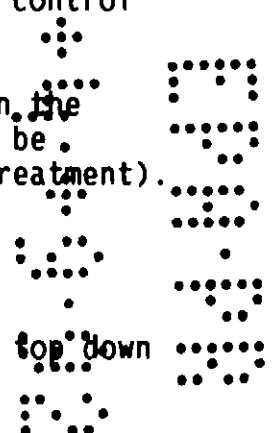
Compatible with other seed and turf products. Allow one week between the application of this and other control products. (This guideline can be relaxed where a severe insect or disease attack requires immediate treatment).

Storage and disposal

STORAGE: Store in a clean, dry place. Reseal opened bag by folding top down and securing.

PESTICIDE DISPOSAL: Securely wrap original container in several layers of newspaper and discard in trash.

CONTAINER DISPOSAL: Do not reuse bag. Discard bag in trash.



Application Rate (treats X,XXX sq. ft.) at the LIGHT RATE at the NORMAL RATE	Scotts Drop Spreader	Scotts EasyGreen(R) Rotary	Scotts SpeedyGreen(R) Rotary
	XX	XX	XX
	XX	XX	XX

TIPS ON SPREADING WITH SCOTTS SPREADERS

Scotts Drop:

- First apply two header strips (ILLUS.)
- Operate spreader the longest way of the lawn
- Overlap wheels to insure complete insect control
- Shut off spreader when you have reached the header strips or anytime you stop (ILLUS.)
- Mow lawn first if grass is tall enough to touch the bottom of the spreader

EasyGreen™ Rotary:

- Slide shut-off lever to the right. Application automatically starts and stops when you do.
- Avoid misses by making each pass about 30 inches from the previous one so some overlapping occurs.

SpeedyGreen(R) Rotary: Shut of spreader anytime you stop. For complete coverage make each pass about five feet from the previous one, so some overlapping occurs. Avoid applying this product on flower, vegetable and shrub plantings.

Scotts Policy
No-Quibble Guarantee

If for any reason you are not satisfied with the results after using this product, you are entitled to get your money back. Simply send us evidence of purchase and we will mail you a refund check promptly.

SCOTTS... the lawn people
MARYSVILLE, OHIO 43401

(NOTE: The description below will be inverted.)

