



UNITED STATES ENVIRONMENTAL PROTECTION AGENCY
WASHINGTON, D.C. 20460

OFFICE OF
PREVENTION, PESTICIDES AND
TOXIC SUBSTANCES

12 JAN 2009

Paula Bodey
The Scotts Company
14111 Scottslawn Rd.
Marysville, OH 43041

Subject: 2,4-D RED Label Amendment
Turf Builder Plus 2
EPA Reg. No. 538-28

Dear Ms. Bodey:

The label referred to above is in compliance with the 2,4-D RED and is acceptable provided that you:


1. Submit and/or cite all data required for registration/reregistration review of your product when the Agency requires all registrants of similar products to submit data.
2. Make the following changes to the product label:
 - a. Revise the product label per the Agency's letter dated November 12, 2008.
 - b. Revise the Hazards to Humans and Domestic Animals statement to read "CAUTION Harmful if absorbed through skin or inhaled. Causes moderate eye irritation. Avoid contact with eyes, skin, or clothing. Avoid breathing dust. Wash thoroughly with soap and water after handling and before eating, drinking, chewing gum, using tobacco, or using the toilet. Remove and wash contaminated clothing before reuse. Wear long-sleeved shirt, long pants, shoes, socks, and chemical-resistant gloves made of any waterproof material."
 - c. Revise the Environmental Hazards section so it reads "This pesticide is toxic to fish and aquatic invertebrates, and may adversely affect non-target plants. To protect the environment, do not allow pesticide to enter or run off into storm drains, drainage ditches, gutters or surface waters. Applying this product in calm weather when rain is not predicted for the next 24 hours will help to ensure that wind or rain does not blow or wash pesticide off the treatment area. Sweeping any product that lands on a driveway, sidewalk, or street, back onto the treated area of the lawn or garden will help to prevent run off to water bodies or drainage systems."

- 2/21
- d. Revise the First Aid statements in the following order: "If on Skin or Clothing", "If Inhaled", "If in Eyes", and "If Swallowed". Also, it is suggested that an emergency phone number be included in this section.
 - e. The rates ranging from 28.58 lbs of product per 10,000 sq.ft (1.85 lbs ai/A of 2,4-D and 0.92 lbs ai/A of MCP-P) to 51.75 lbs of product per 15,000 sq. ft. (2.2 lbs ai/A of 2,4-D and 1.1 lbs ai/A of MCP-P) exceed the allowable rate of 1.5 lbs ai per acre for 2,4-D and 0.75 lbs ai per acre for MCP-P. The label must be revised to comply with the rate restrictions listed in the REDs.
 - f. Assure as formulated with the appropriate spreader settings on the label that when used as directed, this product applies 1.5 lbs 2,4-D per acre per application. Assure that the directions including the Scotts Annual Program limit the applications of 2,4-D to two per year.
 - g. Revise the application restriction from "(People and pets may reenter lawn after dusts have settled.)" to "Do not allow people or pets to enter the treated area until dusts have settled."
 - h. Add the minimum interval restriction of 30 days between applications.
 - i. Add the statement "Do not contaminate water, food, or feed by storage and disposal." directly below the Storage and Disposal heading.
 - j. Revise the heading from "Pesticide Disposal" to "Pesticide and Container Disposal" and revise in accordance with PRN 2007-4.
 - k. Remove, modify, or submit efficacy studies to substantiate the following claims, as they are overly broad:
 - i. "Kills Weeds **Completely!**"
 - ii. "Weeds are killed **completely – roots and all.**"
 - iii. "Kills roots **and all.**"
 - l. Remove the claim "**New!**", as this product is no longer new. The claim "new" may only be used on labeling of a product of new composition for a period of 6 months following approval of the labeling.

3/2

- m. Remove the following claims, as it claims heightened efficacy and/or makes comparisons with another product, which are false and misleading:
 - i. **“Patented** formula kills weed(s) **that ordinary weeds & feeds miss.**”
 - ii. **“Unlike ordinary weed-and-feeds,** every particle of this product contains Scotts **patented** timed-release nitrogen plus...”
 - iii. **“Turf Builder with (to be named) has tiny, lightweight granules that stick to weed leaves far better than the larger pellets of other weed killers, for better control of broadleaf weeds.”**
 - iv. The entire right half of the table on page 8 with text **“Competitive Simple Mixture...inconsistent, feeding and weeding.”**
 - v. **“The weed control in Turf Builder Plus 2 Weed and Feed is absorbed by weed leaves...killing the plant completely, root and all.”**
 - n. When final printed labels are prepared, assure that the signal word **“CAUTION”**, **“Keep Out of Reach of Children”**, and the referral statement **“See back panel for additional precautionary statements.”** appear on the front panel.
3. The Basic CSF dated October 8, 2008 is acceptable and will supercede all other CSFs.
4. Please Note: Final product reregistration cannot be considered until after all active ingredients in this product are eligible for reregistration.

A stamped copy of your labeling is enclosed for your records. Submit one (1) copy of the revised final printed label for the record before you release the product for shipment. If these conditions are not complied with, the registration will be subject to cancellation in accordance with FIFRA sec. 6(e). Your release for shipment of the product constitutes acceptance of these conditions

Sincerely,

Joanne Miller
Product Manager 23
Herbicide Branch
Registration Division (7505P)

4/21

Master Label

TURF BUILDER® PLUS 2® Weed & Feed
538-28

[ABN: Turf Builder® with Plus2® Weed Control]

[FRONT Panel]

For homeowner use only [or] For residential use only


Optional Information:

[Coverage]

- Treats X,XXX sq ft (Bag)
- NET WEIGHT XX.X lbs (Bag)
- Treats X,XXX sq ft (Shaker Container)
- NET WEIGHT X.X lbs (Shaker Container)
- XXXXX
- TREATS (and fertilizes) XXXX SQ FT
- (Treats and feeds XXXX sq. ft.) (XX ft. x XXX ft.)
- Covers X,XXX SQ FT
- XX-X-X
- [Feeds and treats XXXX sq. ft.]

[Optional Packaging Configuration]

Net Weight (lbs.)	Coverage (sq. ft.)	Container Type
28.58	10,000	Bag
14.82	5,000	Bag
14.29	5,000	Bag
42.86	15,000	Bag
14.71	5,000	Bag
16.67	5,000	Bag
17.25	5,000	Bag
44.13	15,000	Bag
50.01	15,000	Bag
51.75	15,000	Bag
17.65	6,000	Bag
34.32	12,000	Bag



[Graphics]

[art] Guaranteed!

[art] Weed

Won't Burn Lawn

[photo]
This lawn is starving and has weeds

[photo]
This lawn was fed with Turf Builder® Plus 2®
Weed and Feed

[photo] Treated

[photo] Untreated

XX NITROGEN	X PHOSPHORUS	X POTASSIUM
Essential for plant growth; makes grass green.	Stimulates root growth; helps grass multiply.	Makes plant strong; better able to resist drought and extreme heat.

[APPLICATION]

How and When to Apply

Apply Anytime Weeds Are Growing

Apply in late spring, summer, or fall. For use on bahia, bermuda, bluegrass, centipede, fescue, ryegrass, or zoysia lawns.

DO NOT USE ON ST. AUGUSTINEGRASS, FLORATAM, DICHONDRA, LIPPIA, CARPETGRASS OR BENTGRASS LAWNS.


How Much is Enough?

To determine the square footage of your lawn, walk the length and width of your lawn; one average pace equals about 3 feet. Multiply the length of the lawn by the width of the lawn. This equals the area of your lawn in square feet. NOTE: If your lawn has an irregular shape, measure square areas, then add the figures together to reach your total lawn size.

[CLAIMS...optional for front/back]

Note to PM: Claims, general

- Scotts No-Quibble Guarantee®
- Patented Particle™ Technology
- The Scotts Difference™
- The Scotts Advantage®
- Easy-tear, recloseable pour spout
- Easy to Carry Package!
- New, easy pour spout!
- Easy open, resealable bag
- SCOTTS POLICY **No Quibble Guarantee** SEE BACK FOR DETAILS
- America's favorite weed & feed
- New!
- One Easy Step/Application!
- Formulated for the home environment
- Step™ 2 of 4 Easy Steps to a Better Lawn
- Scotts Best Annual Program
- Formulated for the home environment
- For best results, apply (as part of) a Scotts Annual Lawn Care Program™
- For best results, apply to a wet lawn
- Backed by Scotts No-Quibble Guarantee®



- The Scotts Advantage® Available only at authorized Scotts® Lawn Pro® dealers
- Won't Burn**, Can't Fail Guarantee ** When used according to manufacturer's directions
- For best results apply a Scotts annual program (see back panel for details)
- For best results, apply as a (the Scotts®) Turf Builder® Annual Program
- Apply anytime weeds are growing
- Golf course results for your home lawn!
- Exclusive Particle Technology [art]
- 79 of the top 100 golf courses use exclusive Scotts® Ultra fertilizer technology for maximum turf performance
- Sticks to weed leaves for better control
- For best results, apply a Turf Builder® product four times a year (see back for details).
- Available only at authorized Scotts® Lawn Pro® dealers
- For best results, apply as a part of a Turf Builder® Annual Lawn Care Program

Note to PM: Claims regarding Weed Control Properties

- Lawn fertilizer and broadleaf weed control
- Kills Weeds Completely!
- 2-Way Control
- Patented formula kills weeds that ordinary weed & feeds miss
- Kills dandelions and other major lawn weeds*
- Clears out dandelions and over/more than 50 (other) broadleaf weeds*
- Kills dandelions, clover and most other broadleaf lawn weeds*
- Weeds are killed completely -- roots and all.
- Use anytime you have weeds!* *See Directions for Use
- Small, lightweight granules provide complete uniform coverage and are quickly absorbed to help insure control of large and small weeds.
- Controls more than 50 common lawn weeds such as dandelion, clover and chickweed.
- Effective on both large and small weeds* (see list below).
- Kills roots and all.
- Kills dandelions, chickweed, white clover and most other common broadleaf weeds*.
- Kills most common lawn weeds*!
- Scotts Ultimate Weed Control!

Note to PM: Combination Claims

- Scotts' most effective weed and feed
- Weed control plus lawn fertilizer for use on bahia, bermuda, bluegrass, centipede, fescue, ryegrass or zoysia lawns
- All you need for a thicker, greener lawn without dandelions
- Clears out clover and other broadleaf weeds and helps prepare your lawn for winter
- Kills dandelions and more than 50 other broadleaf weeds after they sprout and helps make your lawn its thickest, greenest ever
- Kills dandelions, clover, chickweed and other non-grassy weeds while greening your lawn without rapid, extreme growth
- Unlike ordinary weed-and-feeds, every particle of this product contains Scotts patented timed-release nitrogen plus phosphorus, potassium, and weed control. (See back for details).
- "We guarantee thick, green, weed-free turf without risk of surge growth."
- Thick, green, weed-free turf
- What to expect

- Dandelions and other weeds will be killed in 3 to 4 weeks and your lawn will be greener in 4 to 6 days
- Thickens lawn to crowd out weeds
- XX% more greening power than Brand X (Turf Builder® comparative product)

Note to PM: Claims regarding Fertilizer Properties:

- ULTRA GREENING POWER!
- Timed-release nitrogen won't burn your lawn or cause surge growth
- Plus fertilizes with a feeding of Turf Builder® for developing thick, green lawns
- Builds thick, green turf from the roots up [without burning your lawn]
- Scotts Best Annual Program For A Picture-Perfect LawnBoost of nutrients to help your lawn survive/prepare for the summer/summer stress/heat, drought & wear and tear!
- Develops longer, deeper roots to help your lawn survive/prepare for the summer/summer stress/heat, drought, and wear and tear!
- Builds thick, green turf without burning
- Feeds lawn, helping turf to fill in where weeds once were
- Strengthens/protects your lawn
- Fast, long lasting greening power
- Won't burn lawns, guaranteed.
- No burning
- No surge growth
- Builds thick, green lawns.
- Quick greening, long lasting.
- Patented, timed-released nitrogen formula builds thick, green lawns from the roots up
- Each lawn fertilizer particle provides safe gradual release that won't burn or cause surge growth when applied as directed
- Delivers nutrients which enhance root growth and provide extended feeding
- All the nutrients your lawn needs in one application/bag/step
- Scotts All-in-One®** particles combine essential nutrients into every particle (for even feeding)
- Total nutrient package helps repair thin and bare spots in your lawn
- Patented timed-release nitrogen formula builds thick, green lawns from the roots up.
- Miracle-Gro® nutrients help develop a thicker, greener lawn
- Super Turf Builder® lawn fertilizer contains extra nitrogen, carefully blended with potassium and phosphorus, to make your lawn greener
 - Your lawn will be greener in 4 to 6 days if weather conditions are good (warm soil, some moisture) and application instructions were followed.
 - The greening will reach its peak 8 to 10 days after application. The color difference will be more noticeable if your lawn is hungry to begin with.
 - Super Turf Builder works below the soil, too, helping to promote root and rhizome development; this strengthens the grass plants and enables them to produce more blades of grass, and it thickens the lawn with the addition of new grass plants.
 - Thin areas of turf will fill in over time (about 6 weeks), creating a more uniformly dense lawn.
- Patented timed-release Miracle® Capsules feed your lawn over an extended period of time.
- There's no overfeeding or underfeeding when you follow the fail-proof directions.
- The result is a beautiful, thicker, greener lawn.

*As listed [Note to PM: Applies to weeds noted under claims]

[Note to PM: End of CLAIMS...optional for front/back]

[FRONT]
[INGREDIENTS]

8/21

ACTIVE INGREDIENTS:

2,4-D†.....	1.490%
Mecoprop-p††.....	0.745%

INERT INGREDIENTS.....	97.765%
Total	100.00%

KEEP OUT OF REACH OF CHILDREN

CAUTION

See back for additional precautionary statements.

XX-X-X

Net Weight XX.XX lb (X.XX kg)

[BACK]

[Optional Back Panel Statements]

FOR BEST RESULTS, APPLY TO A WET LAWN

ACCEPTED
with **COMMENTS**
In EPA Letter Dated:

12 JAN 2009
Under the Federal Insecticide,
Fungicide, and Rodenticide Act
as amended, for the pesticide
registered under EPA Reg. No.

538-28

Scotts & Your Environment >> [art-Scotts]

We care.

Scotts products are designed with care to grow thicker, greener lawns.

Because green is good.

A healthy lawn cleans the air, produces oxygen and prevents runoff and soil erosion.

You can make a difference.

Help keep our water resources clean. Apply this product only to your lawn, and sweep any product that lands in the driveway, sidewalk or street back onto your lawn.

Use Any of These Products Next to Keep Your Lawn Looking Great All Season!

Anytime

[art-Turfbuilder] Use anytime if weeds or insects are not a problem

Summer

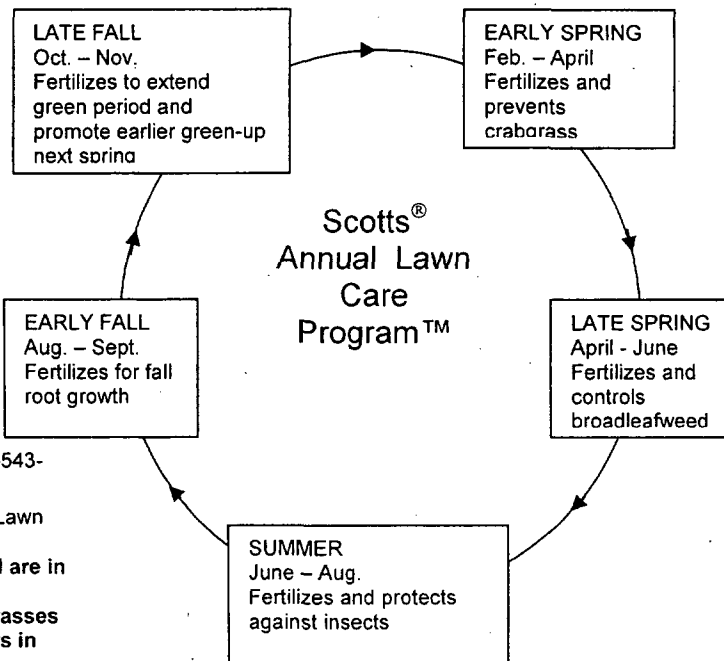
[art-Turfbuilder with Summerguard] Use to kill insects and strengthen your lawn against heat and drought

Fall

[art-Turfbuilder Winterguard] Use to build stronger, deeper roots for a thicker, greener lawn in spring

For best results, apply Scotts Annual Lawn Care Program.

- Start the program at any time.
- Allow 2 months between applications.



[ART] For lawns in the shaded areas, phone 1-800-543-TURF or visit our website at www.scottslawn.com for the Annual Lawn Care Program for your area.
 [Note to PM: the shaded areas referenced are in the southern US, this product is not recommended for use on warm season grasses as noted throughout the label. Consumers in these areas should contact Scotts for information on products in there areas].

[art] Particle with NPK

FOR BEST RESULTS, APPLY THE SCOTTS® TURF BUILDER® Annual Program

- No more guesswork . . . apply the right product at the right time for a thick, green, weed-free lawn
- Start anytime . . . just check the month below and apply products at 2 month intervals

Turf Builder® With Halts® Crabgrass Preventer	Turf Builder® With Plus-2® Weed Control
<ul style="list-style-type: none"> • Apply in early spring (Feb.-April) • Prevents crabgrass and other annual weeds while feeding your lawn. (In the Pacific Northwest, substitute Turf Builder® and Moss Control Granules. For St. Augustine grass, substitute Bonus® S. For dormant bermudagrass, substitute Halts®.) 	<ul style="list-style-type: none"> • Apply in late spring (April-June) • Kills dandelions and other broadleaf weeds while feeding your lawn. (For St. Augustinegrass substitute Turf Builder®.)
Turf Builder® With Insect Control	Turf Builder®
<ul style="list-style-type: none"> • Apply in summer (June-Aug.) • Kills lawn damaging insects plus fleas while feeding your lawn. • For grub control, apply Scotts® GrubEx® anytime from April to mid-August. 	<ul style="list-style-type: none"> • Apply in fall (Aug.-Nov.) • Important time to feed for a thicker, greener lawn.

Optional Winterizer Feeding

Late Fall
 (Sept.-Nov.)
 (4 to 6 weeks after Early Fall Turf Builder feeding)
 Apply as last feeding in fall to help prepare your lawn for winter

Super Winterizer

Additional Super Winterizer Feeding

Late Fall

September – November

4 to 6 weeks after Early Fall fertilizer feeding. Apply as last feeding in fall to help prepare your lawn for winter.

Now it's easy for you to have a better lawn

Save money

Why even consider a lawn care service? Scotts Annual Program will give you a beautiful lawn for less money.

Or

Why even consider a lawn care service? Scotts Lawn Pro® Annual Program will give you a beautiful lawn for about one-third the cost.

Start anytime

You can start into the Annual Program anytime of the year. Just check the month and select the appropriate Step listed below.

Simple and easy

No more guesswork. You simply apply the right product - one Step at a time.

Guaranteed results

Each Step is designed to the specific season to help give you a healthier, greener lawn.

Step 1. Early Spring February-April	Step 2. Late Spring April-June	Step 3. Summer June-August	Step 4. Fall August-November
Crabgrass Preventer plus Fertilizer - prevents crabgrass, foxtail, spurge, oxalis, chickweed and other annual weeds while providing deep, thick greening for up to 2 months. This is Scotts best fertilizer plus crabgrass preventer. In the Pacific Northwest, Step™ 1 is "Moss Control plus Fertilizer".	Weed Control Plus Fertilizer - controls dandelions, clover, chickweed and other broadleaf weeds while greening your lawn for up to 2 more months. This is Scotts best weed and feed.	Insect Control plus Fertilizer - controls white grubs, chinch bugs, sod webworms and other lawn insects plus keeps your lawn green through the Summer.	Lawn Fertilizer - specially formulated for the Fall - the best time to develop a stronger root system for a more vigorous, thicker lawn. Helps your lawn green up even quicker next Spring. This is Scotts best fall fertilizer.

Scotts (Product Name) Works in Two Ways:

Granule Size

Scotts tiny, lightweight granules provide two advantages: 1) they stick to weed leaves far better than the larger, heavier pellets of other weed & feeds 2) they spread evenly for better weed control and feeding. The better the product adheres to the weed leaves, the better the results!

The Scotts Advantage®:

Tiny, Lightweight Particles For Better Weed Control

Weed killers work by entering through the weeds' leaves. Therefore, its best to apply this product to a wet lawn, so the particles can stick better to the weeds. Turf Builder with (to be named) has tiny, lightweight granules that stick to weed leaves far better than the larger pellets of other weed killers, for better control of broadleaf weeds.

-OR-

The Scotts Advantage®:

Each of Scotts exclusive All-in-One Particles®* contains the guaranteed feeding nutrients and the weed control ingredients to provide consistent feeding and weed control to every treated square inch of your lawn. The result: A thick, green weed-free lawn without burning. GUARANTEED.

- All-in-One Particles® = nitrogen, phosphorus, potassium and the weed control ingredient contained in [on] every particle.

-OR-

- All-in-One Particles® = nitrogen, potassium and the weed control ingredient contained in [on] every particle.

**Advantages of Turf Builder® Plus 2® Weed and Feed®
SUPERIOR QUALITY**

SMALL LIGHTWEIGHT GRANULES MEAN BETTER WEED CONTROL. Most lawn weed controls must be absorbed through the weed's leaves to be effective. Turf Builder® Plus 2® Weed and Feed granules are small and lightweight so they will stay on even the smallest weed leaves. And each Turf Builder® Plus 2® Weed and Feed granule contains weed control and America's favorite lawn fertilizer.

SCOTTS TRIONIZED® II FORMULA PROVIDES A MORE EFFICIENT NITROGEN THAN EVER BEFORE to help promote quicker greening.

THE NITROGEN IN TURF BUILDER® PLUS 2® WEED AND FEED IS TIME-RELEASED to provide a supply of this essential nutrient to help your lawn stay thick and green for up to 6 to 8 weeks.

EACH TURF BUILDER® PLUS 2® WEED AND FEED GRANULE CONTAINS NPK AND WEED CONTROL. We bond Scotts® unique controlled-release nitrogen (N) with phosphorous (P) and potassium (K) and a weed control, so your lawn receives a uniform feeding, and effective weed control.

[ILLUS.] Scotts Turf Builder® Plus 2® Weed and Feed	[ILLUS.] Competitive Simple Mixture
<p align="center">EVERY GRANULE CONTAINS NPK AND WEED CONTROL</p> <p>Provides uniform greening with effective weed control.</p> <p>Turf Builder® Plus 2® Weed and Feed particles deliver the same ratio of nitrogen, phosphorus, potassium and weed control to every square inch of turf for even, consistent feeding plus better weed control.</p>	<p align="center">EACH GRANULE IS A SEPARATE CHEMICAL.</p> <p>May cause uneven greening and spotty weed control</p> <p>Ordinary mixed weed & feeds: Granules contain different nutrients. Nutrients and weed control granules of different sizes and shapes can separate during application resulting in uneven, inconsistent, feeding and weeding.</p>

WEEDS CONTROLLED

aster	clover (red)	lespedeza (seedling)	scarlet pimpernel
bindweed	clover (white)	lippia (matchweed)	shadflower
bittercress	cudweed	mallow	(whitlowort)
black medic	curly dock	moneywort	shepherdspurse
bristly oxtongue	dandelion	morningglory	smartweed
buckhorn	dichondra	mustard	sow thistle
bull thistle	dollarweed	pennywort	spurweed
burclover	English daisy	pepperweed	stitchwort
buttonweed	eveningprimrose	pigweed	threeseeded
Canada thistle	filaree	plantain	mercury
carpetweed	fleabane	prickly lettuce	thymeleaved
catsear (coast dandelion)	ground ivy	puncturevine	sandwort
centella	hawkweed	purslane	vetch
chickweed	healall	pussy (Florida)	wild carrot
chicory	henbit	pussytoes	yarrow
cinquefoil	horseweed	ragweed	yellow rocket
clover (hop)	knotweed (seedling)	red sorrel (sheep sorrel)	
	lambsquarter		

How Weed Control Works

Small, lightweight granules mean better weed control. Most lawn weed controls must be absorbed through the weed's leaves to be effective. The weed control in this product consists of granules that are small and lightweight, so they will stay on even the smallest weed leaves. The weed control in Turf Builder® Plus 2® Weed and Feed is absorbed by weed leaves (the weed's leaves), killing the plant completely, root and all.

Other Great Turf Builder® Products for Your Lawn

To prevent crabgrass, use **Turf Builder® Plus Halts®**. No one else has a tougher crabgrass preventer. This problem solver forms a protective barrier to stop ugly crabgrass before it starts.

If you don't have weed problems, use **Turf Builder®** America's favorite lawn fertilizer. Turf Builder® promotes quick, deep greening without the danger of burning.

These great **Turf Builder®** products are developed specially by Scotts for the unique needs of your lawn - your satisfaction is unconditionally Guaranteed.

(ILLUS.)
Turf Builder Plus Halts®
Fertilizer Plus Crabgrass Preventer

(ILLUS.)
Turf Builder®
Fertilizer

[Note to PM: End of Optional Back Panel Statements]

Key Product Facts

Directions for Use [Option 1]

It is a violation of federal law to use this product in a manner inconsistent with its labeling.

This product applies 1.5 pounds of 2,4-D per acre per application. The maximum number of broadcast applications per treatment site is two per year.

General Precautions/Restrictions

Application Restrictions

- Do not allow product to contact people or pets directly or through drift. Keep people and pets off lawn during application. (People and pets may reenter lawn after dusts have settled.)
- Do not use this product on flowers, shrubs, fruit or vegetable plants or on creeping bentgrass, St. Augustine, dichondra, floritam, carpetgrass or lippia lawns.
- Do not use this product on or near desirable plants, including within the dripline of the roots of desirable trees and shrubs, since injury may result.

Use Precautions

- Do not apply directly to or near water, storm drains, gutters, sewers, or drainage ditches. Do not apply within 25 feet of rivers, fish ponds, lakes, streams, reservoirs, marshes, estuaries, bays, and oceans. Do not apply when windy. Apply this product directly to your lawn or garden, and sweep away any product landing on the driveway, sidewalk, gutter, or street, back onto the treated area. To prevent product run-off, do not over water the treated area to the point or apply when when raining or when rain is expected that day.

Application

- Apply when weeds are actively growing (when daytime temperatures are consistently between 60°F and 90°F.).
- Grass wet with dew or thoroughly-watered grass helps particles stick to weed leaves.
- **In Spring** treat bahia and centipede lawns mid-March or later after the second mowing. **In Fall**, treat centipede lawns before October 1 and bahia lawns before November 1.

Watering or Rain

This product may be applied if rain is not expected in the next 24 hours.

Water your lawn no sooner than 24 hours after application. If watering sooner, water will wash the weed control off the weed's leaves and reduce the effectiveness of this product.

IMPORTANT

What to Expect

Weed stems and leaves will begin to twist and curl in a few days, but a month or more may be required for complete control. This product will not prevent weed seeds from producing new plants.

Under certain conditions, temporary discoloration may occur on bahia, centipede, bermudagrass, and zoysiagrass lawns.

Seeding/Sodding/Sprigging

Wait at least one month after you have applied this product before seeding, sodding or sprigging.

Mow new grass at least 4 times before applying.

[Note to PM: End of Option 1]

Directions for Use [Option 2]

It is a violation of federal law to use this product in a manner inconsistent with its labeling.

This product applies 1.5 pounds of 2,4-D per acre per application. The maximum number of broadcast applications per treatment site is two per year.

Application

- Apply to moist foliage after yellow dandelion blooms have appeared.
- Daytime temperatures should be consistently between 60°F and 90°F.
- To keep from reaching storm sewers, sweep or blow any stray particles from hard surfaces back onto lawn area. Do not clean spreader over hard surfaces or near storm drains.
- Allow 4-6 weeks between program applications.

Watering or Rain

- Water your lawn no sooner than 24 hours after application. Water will wash the weed control off the weed's leaves and reduce effectiveness of this product.
- This product should not be applied if rain is expected within the next 24 hours.

General Precautions/Restrictions

Application Restrictions

- Do not allow product to contact people or pets directly or through drift. Keep people and pets off lawn during application. (People and pets may reenter lawn after dusts have settled.)
- Apply carefully when near shrubs, flower beds or vegetable gardens, as weed control may damage these desirable plants.
- Do not over apply, especially under the drip zone of desirable shrubs and trees as some of the control ingredients are root absorbed.
- Wait until after the 4th mowing to use on newly seeded or sodded lawns
- Plant grass no earlier than one month after using this product.
- Do not use on St. Augustinegrass, Floratam, dichondra, lippia, carpetgrass or bentgrass lawns.
- Do not use this product on or near desirable plants, including within the dripline of the roots of desirable trees and shrubs, since injury may result.

Use Precautions

- Do not apply directly to or near water, storm drains, gutters, sewers, or drainage ditches. Do not apply within 25 feet of rivers, fish ponds, lakes, streams, reservoirs, marshes, estuaries, bays, and oceans. Do not apply when windy. Apply this product directly to your lawn or garden, and sweep away any product landing on the driveway, sidewalk, gutter, or street, back onto the treated area. To prevent product run-off, do not over water the treated area to the point or apply when when raining or when rain is expected that day.

[Note to PM: End of Option 2]

Directions for Use [Option 3]

It is a violation of federal law to use this product in a manner inconsistent with its labeling.

- This product applies 1.5 pounds of 2,4-D per acre per application.
- Do not apply more than twice per year.

Application

- Apply on a calm day.
- Make sure that the grass is wet from dew or sprinkling before applying. (This helps particles adhere to weed leaves to produce best results.)
- Set spreader to the setting indicated by the chart below before applying.

What to Avoid

- Do not water or mow lawn for at least 24 hours after application. (Granules must remain on weed leaves for 24 hours to be effective.)
- Do not apply if rain is expected within 24 hours.
- Do not apply if day temperatures are regularly below 60° F or above 90° F.
- Do not allow product to contact people or pets directly or through drift. Keep people and pets off lawn during application. (People and pets may reenter lawn after dusts have settled.)
- Apply only to grass. Do not allow granules or dust to drift onto flowers, shrubs, fruit or vegetables.
- Grass should not touch the bottom of a drop spreader. Tall grass should be mowed a day or two before application.
- Delay application on newly seeded, sodded or sprigged areas until new grass has been mowed four times.
- Do not seed, sod or plant grass sprigs until at least one month after using this product.
- Do not apply on St. Augustinegrass, Floratam, dichondra, lippia, carpetgrass or bentgrass.
- On bahia or centipedegrass lawns, wait until after the second mowing of the year, but not before mid-March.
- In fall, DO NOT treat centipedegrass after Oct. 1, nor bahiagrass after Nov. 1.

Application Restrictions

- Do not use this product on or near desirable plants, including within the dripline of the roots of desirable trees and shrubs, since injury may result.

Use Precautions

- Do not apply directly to or near water, storm drains, gutters, sewers, or drainage ditches. Do not apply within 25 feet of rivers, fish ponds, lakes, streams, reservoirs, marshes, estuaries, bays, and oceans. Do not apply when windy. Apply this product directly to your lawn or garden, and sweep away any product landing on the driveway, sidewalk, gutter, or street, back onto the treated area. To prevent product run-off, do not over water the treated area to the point or apply when when raining or when rain is expected that day.

[Note to PM: End of Option 3]

Directions for Use [Option 4]

It is a violation of federal law to use this product in a manner inconsistent with its labeling.

- This product applies 1.5 pounds of 2,4-D per acre per application.
- Apply no more than twice per year.

Application

- Make sure that the grass is wet from dew or watering before applying. (This helps particles adhere to weed leaves to produce best results.)
- Set spreader to the setting indicated by the chart below before applying. Fill spreader over bare ground or hard surface.
- Apply one or two header strips, then apply in longest direction of lawn. Shut off spreader each time you reach the header strip, or stop.
- Sweep or blow stray particles from hard surfaces back onto lawn area. Clean spreader away from hard surfaces or storm drains.
- One month after using this product, it is okay to seed, sod or plant grass sprigs.
- Mow grass 4x before applying on newly seeded, sodded or sprigged areas.

What to Avoid

- Applying this product if rain is expected within 24 hours.
- Day temperatures that are regularly below 60° F or above 90° F.
- Mowing or watering lawn for at least 24 hours after application. (Granules must remain on weed leaves for 24 hours to be effective.)
- Allowing product to contact people or pets directly or through drift. Keep people and pets off lawn during application. (People and pets may reenter lawn after dusts have settled.)
- Allowing granules or dust to drift onto flowers, shrubs, fruit or vegetables.
- Applying this product on St. Augustinegrass, Floratam, dichondra, lippia, carpetgrass or bentgrass.
- Applying before the second mowing of the year and before mid-March on bahia or centipedegrass lawns.
- Treating centipedegrass after Oct. 1 and bahiagrass after Nov. 1.
- Applying to hard surfaces like driveways or streets.

Application Restrictions

- Do not use this product on or near desirable plants, including within the dripline of the roots of desirable trees and shrubs, since injury may result.

Use Precautions

- Do not apply directly to or near water, storm drains, gutters, sewers, or drainage ditches. Do not apply within 25 feet of rivers, fish ponds, lakes, streams, reservoirs, marshes, estuaries, bays, and oceans. Do not apply when windy. Apply this product directly to your lawn or garden, and sweep away any product landing on the driveway, sidewalk, gutter, or street, back onto the treated area. To prevent product run-off, do not over water the treated area to the point or apply when when raining or when rain is expected that day.

[Note to PM: End of Option 4]

Spreader Settings

[Option 1]

Tips on Spreading

Scotts Drop:

- Do not apply during windy days.
- First apply 2 header strips.
- Overlap spreader application area to avoid strips of untreated lawn.
- Shut off spreader when you reach the header strip or any time you stop.

**[Option 2]
Spreading Tips**

For best results, use a Scotts spreader

	Spreader Setting REGULAR RATE covers 5,000 sq.ft.	DIRECTIONS
Scotts Drop Spreaders	X	Mow lawn first; apply 2 longest direction of lawn, overlapping wheel marks.
Scotts EasyGreen® Rotary	X	Make each pass about XX header strips; apply inches from previous pass to overlap spread width.
Scotts SpeedyGreen® Rotary	X	Make each pass about X feet from previous pass to overlap spread width.

SETTINGS FOR DROP SPREADERS	
	NORMAL
Scotts - all models	XXX
Republic EZ Drop	XXX
Ortho	XXX
Sears, K Gro	XXX
Red Devil	XXX

SETTINGS FOR ROTARY SPREADERS	
	NORMAL
Scotts EasyGreen® (30" spread width)	XXX
Scotts SpeedyGreen® (5' spread width)	XXX
Republic EZ Rotary	XXX
Ortho, Sears, K Gro	XXX
Red Devil	XXX

When Using A Drop Spreader: Mow lawn first if grass is tall enough to touch the bottom of the spreader. First apply two header strips. Then operate spreader the longest way of the lawn. Overlap wheel marks to insure uniform feeding. Shut off spreader when you have reached the header strips or when you have stopped.

When Using A Rotary Spreader: Shut-off spreader any time you stop. For complete coverage make each pass according to spreader manufacturer's directions so some overlapping occurs.

**[Option 3]
Spreader Settings
Spreading Tips**

Apply header strips. Then apply product in longest direction of lawn. For best results, use a Scotts® spreader.

[art-Broadcast/Rotary spreaders]
[art-Drop Spreaders]

[Scotts Broadcast]/[Rotary Spreaders]

Each pass should be within the distance indicated below to ensure an overlap

Each pass should be within 5 feet of each other to ensure an overlap.
Scotts Basic®, Standard™, Deluxe™, Edgeguard®, Lawn Pro® or SpeedyGreen®

Scotts EasyGreen® Each pass should be within 30" of each other to ensure an overlap.

Scotts Drop Spreaders

Make sure spreader wheel completely overlaps previous wheel marks.
Scotts AccuGreen®, Scotts PrecisionGreen®

[Settings] 3 1/4, 26, 5 1/4, 4 3/4

For additional spreader settings, please call 1-800-543-TURF (8873). Covers X,XXX sq. ft

Additional Spreader Settings
EZ Drop, Republic (#530) 6 1/2
EZ Broadcast, Republic (#540) 2 1/2
Scotts Broadcast Tractor Spreader 2 1/2

First Aid and Environmental Information [Hazards]

KEEP OUT OF REACH OF CHILDREN
CAUTION
PRECAUTIONARY STATEMENTS

Hazards to Humans and Domestic Animals

Caution: Causes eye irritation. Do not get on skin, in eyes or on clothing. Avoid breathing dusts. Wash thoroughly with soap and water after handling and before eating, drinking, chewing gum or using tobacco. Remove and wash clothing before reuse.

First Aid

If in eyes: Hold eye open and rinse slowly and gently with water for 15-20 minutes. Remove contact lenses, if present, after first 5 minutes, then continue rinsing eye.

If on skin or clothing: Take off contaminated clothing. Rinse skin immediately with plenty of water for 15-20 minutes. Call a poison control center or doctor for treatment advice.

If swallowed: Call A poison control center or doctor immediately for treatment advice. Have person sip a glass of water if able to swallow. Do not induce vomiting unless told to do so by a poison control center or doctor. Do not give anything by mouth to an unconscious person.

If inhaled: Move person to fresh air. If person is not breathing, call 911 or an ambulance, then give artificial respiration, preferably by mouth-to-mouth, if possible.

Call a poison control center or doctor for treatment advice. Have the product container or label with you when calling poison control center or doctor, or going for treatment.

Environmental Hazards

This pesticide may adversely affect non-target plants. Do not apply directly to water. Do not

contaminate water when disposing of equipment wash waters or rinsate.

This product is toxic to fish and aquatic invertebrates. Do not apply directly to water, to areas where surface water is present, or to intertidal areas below the mean high water mark except as noted on appropriate labels. Drift and runoff may be hazardous to aquatic organisms in water adjacent to treated areas.

This chemical has properties and characteristics associated with chemicals detected in groundwater. The use of this chemical in areas where soils are permeable, particularly where the water table is shallow, may result in groundwater contamination. Application around a cistern or well may result in contamination of drinking water or groundwater.

Storage and Disposal

PESTICIDE STORAGE: Reseal opened bag by folding top down and securing.

PESTICIDE DISPOSAL: If Empty: Do not reuse this container. Place in trash or offer for recycling if available. If partly filled: Call you local solid waste agency for disposal instructions. Never place unused product down any indoor or outdoor drain.

[Back Panel, optional]

If you have questions

We designed this Program to make having a better lawn as simple and easy as possible. But you may still have some questions about your lawn during the year. If so, you can contact the Scotts Lawn Pro® retailer where you bought this Program. They are ready to answer your questions and provide any help or information that you may need. -OR- You can get the answers by talking directly with one of Scotts lawn counselors. Simply dial this toll-free number **1-800-543-TURF**.

SCOTTS...the lawn people

CAN'T FAIL GUARANTEE. If you are not completely satisfied with the results after using this product, Miracle-Gro will refund your purchase price in full. Simply send proof of purchase and register receipt to Miracle-Gro Lawn Products, Box 888, Port Washington, NY 11050. Can we help you? Call toll free 1-800-529-6569.

[Back Panel]

***GUARANTEED ANALYSIS**

Turf Builder® Plus 2® Weed and Feed XX-X-X F643

Total nitrogen(N).....XX%

 XX% ammoniacal nitrogen

 XX% urea nitrogen

 XX% other water soluble nitrogen*

 XX% water insoluble nitrogen

Available phosphate (P₂O₅)..... X%

Soluble potash (K₂O)..... X%

Sulfur (S)..... XX%

 XX% combined sulfur (S)

Derived from: methylene urea, ammonium sulfate, ammoniated phosphate, and potassium sulfate

*Contains X.X% slowly available methylenediurea and dimethylenetriurea nitrogen.

21/21

U.S. Patent No. 5,102,440

(or U.S. Patent Nos. 4,378,238 and 5,102,440 or This product and/or its manufacture is covered by one or more of the following U.S. patents and foreign counterparts thereof: U.S. patent numbers 5,219,415; 5,405,426; 5,300,135; 5,466,274; 4,378,238; 5,102,440)

Information regarding the contents and levels of metals in this product is available on the internet at <http://www.regulatory-info-sc.com>

Scotts No-Quibble Guarantee®

If for any reason you, the consumer, are not satisfied after using this product, you are entitled to get your money back. Simply send us evidence of purchase and we will mail you a refund check promptly.

QUESTIONS/INFORMATION

Consumer Helpline 1-800-543-TURF (8873)

Visit our website

www.scotts.com

The Scotts Company
14111 Scottslawn Rd.
Marysville, OH 43041

©2007, Licensed by The Scotts Company LLC.

World rights reserved.

Made in U.S.A. (or Product of U.S.A.)

EPA Reg. No. 538-28

†CAS # 94-75-7

††CAS #16484-77-8

EPA Est. No. 538-OH-1