

PH 23 538-28




1042

Turf Builder
Plus 2
Weed Control plus Lawn Fertilizer



24877
2

Treats and feeds 10,000 sq. ft.



TURF BUILDER
Plus 2
Weed Control plus Lawn Fertilizer
ACCEPTED
30 MAR 1993
Under the Federal Insecticide,
Fungicide, and Rodenticide Act,
registered under
EPA Reg. No. 538-28

Treats and feeds 10,000 sq. ft.

Treats and feeds 10,000 sq. ft.

Turf Builder
Plus 2
Weed Control plus Lawn Fertilizer

Turf Builder
Plus 2
Weed Control plus Lawn Fertilizer

The Scotts Difference.

- Thick, green, weed-free turf
- Timed-release nitrogen won't burn your lawn or cause surge growth
- Scotts No-Quibble Guarantee.
- Toll-free Consumer Hotline: 1-800-543-TURF



Unlike other weed-and-feeds, every particle of Turf Builder Plus 2 contains:

- Scotts patented timed-release nitrogen
- Phosphorus
- Potassium
- Weed control

Do not use on St. Augustine, carpetgrass, creeping centipede, Bermuda, or St. John's wort.
Treats and feeds 10,000 sq. ft.
NET WEIGHT 28.58 lbs.
(12.96 kg)

28-3-3

CAUTION: KEEP OUT OF REACH OF CHILDREN
See back for additional precautionary statements

ACTIVE INGREDIENTS
2-0 2-1 Dichloromethylene urea 1.21%
MEPP 2-2 Methyl-4-chlorophenyl propionic acid 1.21%
NET WEIGHTS 37.50%
Total 1.38%
EPA Reg. No. 538-28




24877
2

24877
2

BEST AVAILABLE COPY

Treats and feeds 10,000 sq. ft.



KEEP OUT OF REACH OF CHILDREN
CAUTION
PRECAUTIONARY STATEMENTS

Hazardous to Humans and Domestic Animals. CAUTION. Causes eye irritation. Avoid contact with eyes, skin, or clothing. Wash thoroughly with soap and water after handling. Minimize dust with plenty of water. Get medical attention if irritation persists. Hazardous if swallowed. Do not consume water until first irrigation or domestic purposes. Do not graze treated areas. Do not feed slugs/snails to livestock. Wear long pants, long-sleeved shirt and shoes when applying this product. Do not re-entr or permit others to re-entr treated areas until dusts have settled. Do not consume food or feedstuffs.

Environmental Hazards: Do not apply when weather conditions favor drift from target areas. Drift or runoff may adversely affect non-target plants. Do not apply directly to water or to areas where surface water is present, or to adjacent areas before the rain has completely dried. Do not consume water when disposing of equipment washwater.

Turf Builder Plus 2 - 20-2-3
Guaranteed Analysis
Total nitrogen (N) 20%
0.5% unextractable nitrogen
15.1% urea nitrogen
11.9% + urea soluble organic nitrogen
0.5% water available nitrogen
Available phosphorus (P₂O₅) 3%
Dissolved form ammonium phosphorus, urea, methylene urea, urea of urea
Oxides, not pure urea 3%
Contains 0.4% slowly available methylene urea and dimethylamino urea
U.S. Patent Nos. 4,379,238
The Q.M. Scott & Son Company
14111 Sanderson Road
Marysville, Ohio 43041
Product of USA

Scott's TURF BUILDER Plus 2.

Weed Control plus Lawn Fertilizer

The Scott's Difference.

Scott's Patented Particle Technology is available only in Scott's products, so don't be fooled by weed-and-feeds claiming to be "just like Scott's".


Remember, even weed-and-feeds claiming to contain slow- or controlled-release nitrogen are typically just simple mixes, so they can't deliver the consistent green results you'll get from Scott's Patented Particle Technology. With Scott's Turf Builder Plus 2, every particle contains timed-release nitrogen, plus the other primary nutrients and weed control.




ORDINARY SIMPLE MIXES
• Nutrients and weed control granules of many different sizes and shapes
• Results granules of unequal size can separate during application



SCOTT'S TECHNOLOGY
• Turf Builder Plus 2 granules are consistent in size and shape
• Results consistent granulation of nutrients and weed control



ORDINARY SIMPLE MIXES
• The amount of individual nutrients and weed control on each square inch of lawn varies greatly
• Results uneven, inconsistent watering and feeding



SCOTT'S TECHNOLOGY
• Turf Builder Plus 2 delivers the same rate of primary nutrients plus weed control on every square inch of turf
• Results consistent growing plus best weed control

What to expect

Dandelions and other weeds will be killed in 3 to 4 weeks and your lawn will be greener in 4 to 6 days. Small, lightweight granules mean better weed control. Most lawn weed controls must be absorbed through the weeds' leaves to be effective. Turf Builder Plus 2 granules are small and lightweight, so they will get on even the smallest weed leaves. Weed control on Turf Builder Plus 2 is absorbed by the weeds' leaves, killing the plant completely, root and all.

Weeds controlled by Turf Builder Plus 2:

amaranth	English daisy	lamb's-ear	plantain	stachys
barren-stem	evening-primrose	lypox	purple henbit	tom-thumb
black medic	flax	maize	purple loosestrife	velvet
brake fern	foxtail	marestail	purple top	white clover
chickweed	ground ivy	mimulus	red-top	
ball clover	hardtail	monardella	scarlet pimpernel	
buckhorn	horsetail	prostrata	sheep sorrel	
burdock	horsetail	purple dead-nettle	sheep sorrel	
capweed	horsetail	purple dead-nettle	sheep sorrel	

How and when to apply

Apply in late spring, summer, or fall. Directions for use: In a residential or federal law to use this product in a manner consistent with its labeling. Apply on a calm day. Apply to moist grass. To help granules stick to weed leaves, the grass should be thoroughly watered or wet from dew before applying Turf Builder Plus 2. On lawns and carpetgrass lawns, use until after the second mowing of the year, but NOT before mid-March in the fall. DO NOT wear carpetgrass after the first of October.

and DO NOT wear hats after the first of November. Do not use this product on lawns, shrub, trees, or vegetable plants or on creeping bermuda, St. Augustine, green, dichondra, or lippa lawns. On bermudagrass, lippa, sandspangrass, or any lawn, under certain conditions some temporary discoloration may result. Watering or rain: Do not water your lawn for 24 hours after application. Water will wash the weed control off the weeds' leaves and reduce the effectiveness of this product. This product should not be applied if rain is expected within the next 24 hours. IMPORTANT: What to expect: Weed stems and leaves will begin to wilt and curl in a few days, but 2 months or more may be required for complete control.

Seeding/rolling/spraying: Use seed the new grass has been mowed in late fall rain before applying Turf Builder Plus 2. If you are planning to seed, roll, or spray, you should wait at least one month after you have applied Turf Builder Plus 2. This product will not prevent weed seeds from producing new plants. STORAGE: Store in a clean, dry place. Repeat opened bag by folding top down and securing. PESTICIDE DISPOSAL: Securely wrap opened container in several layers of newspaper and discard in trash. CONTAINER DISPOSAL: Do not reuse bag. Recycle bag in trash.

Spreading Tips

For best results, use a Scott's spreader. Be careful when using this product over shrubs, flower beds, or walkways - an excess will wash away and may damage the shrubs or plants. When using EasyGreen or Speedy, use every 2nd row, take special care over desirable plants.

Spreader Setting	REGULAR RATE	Directions
Scott's Turf Builder Plus 2	4 3/4	Make each pass about 20 inches from previous pass to overlap spread width.
Scott's EasyGreen-Renew	26	Make each pass about 5 feet from previous pass to overlap spread width.
Scott's Speedy-Green	4	Make each pass about 5 feet from previous pass to overlap spread width.

Additional Spreader Settings	Rate
Culture-Renew (Model B)	3 1/2
Control Drop (1020)	3
Scout Drop (119010)	3
Control Drop (12000)	3
GreenView Drop (Special II)	4
Proactive Drop (1410)	7

Non-Scott's spreader settings are approximate. You may need to adjust for proper coverage.

Questions? Call Scott's toll-free Consumer Hotline: 1-800-543-TURF

Scott's No-Quibble Guarantee. If for any reason you are not satisfied with results after using this product, we are committed to get your money back. Sample used as evidence of purchase, and we will mail you a refund check promptly.



BEST AVAILABLE COPY