

MASTER LABEL

PM23

538-28

16:20

FRONT:

NATIONAL TURF BUILDER

04/02/90 VS/CR
07/27/90 VS/CR

05/13/92 VS/cr

(Scotts (R)) Turf Builder plus 2 America's favorite weed & feed

(NOTE: The above description will be inverted.)

Scotts Best Annual Program

step™ 2

of 4 easy steps to a better lawn

Treats X,XXX sq ft (Bag)
Treats X,XXX sq ft (Shaker Container)

NET WEIGHT XX.X lbs (Bag)
NET WEIGHT X.X lbs (Shaker Container)

ACCEPTED with COMMENTS
EPA Letter Dated:

9 JUL 1992

Under the Federal Insecticide, Fungicide, and Rodenticide Act, as amended, registered under EPA Reg. No. 538-28

XXXXX

TREATS (and fertilizes) X,XXX SQ FT
(Treats and feeds 5,000 sq. ft.)

(Scotts (R))

SCOTTS POLICY
No Quibble Guarantee
SEE BACK FOR DETAILS

TURF BUILDER
Plus 2(R)
BRAND
(Weed-and-Feed)

weed control Plus lawn fertilizer
for use on bahia, bermuda, bluegrass, centipede,
fescue, ryegrass or zoysia lawns

(ILLUS.)

Treated


Untreated

Clears out dandelions
and over 50 other broadleaf weeds

Plus fertilizes
with a feeding of Turf Builder(R)

for develop.ng thick, green lawns

Do Not use on St. Augustine, Carpetgrass, Dichondra, or Lippia



Available only at authorized
Scotts Lawn Proq dealers

~~Eliminates~~ ^{Kills} dandelions and more than 50 other broadleaf weeds after they sprout and helps make your lawn its thickest, greenest ever.

XXZ more greening power than Brand X (Turf Builder Plus 2).

~~Eliminates~~ ^{Kills} dandelions, clover, chickweed and other non-grassy weeds while greening your lawn without rapid, extreme growth.

Small, lightweight granules provide complete uniform coverage and are quickly absorbed to help insure control of large and small weeds.

Weeds are killed completely -- roots and all.

Formulated for the home environment.
Net Weight X X/XX LBS

XX-X-X

KEEP OUT OF REACH OF CHILDREN
CAUTION
PRECAUTIONARY STATEMENTS

Hazards to Humans and Domestic Animals: CAUTION, causes eye irritation. Avoid contact with eyes, skin or clothing. Wash thoroughly with soap and water after handling. If in eyes: Flush with plenty of water. Get medical attention if irritation persists. Harmful if swallowed. Do not contaminate feed or foodstuffs. Do not contaminate water used for irrigation or domestic purposes. Do not graze treated areas. Do not feed clippings to livestock. Wear long pants, long-sleeved shirt and shoes when applying this product. Do not reenter or permit others to reenter treated areas until dusts have settled.


Environmental Hazards: Do not apply when weather conditions favor drift from target areas. Drift or runoff may adversely affect non-target plants. Do not apply directly to water or wetlands (swamps, bogs, marshes and potholes) Do not contaminate water when disposing of equipment washwaters.

STORAGE: Store in a clean, dry place. Reseal opened bag by folding top down and securing.

PESTICIDE DISPOSAL: Securely wrap original container in several layers of newspaper and discard in trash.

CONTAINER DISPOSAL: Do not reuse bag (container). Discard bag in trash. (Rinse thoroughly before discarding in trash).

VJ 7/7/92



BEST AVAILABLE COPY

FRONT CONTINUED:

3 of 20

ACTIVE INGREDIENTS:

2,4-D, 2,4-Dichlorophenoxyacetic acid	0.99 to 1.49%
MCPP, 2-(2-Methyl-4-chlorophenoxy) propionic acid. . .	0.99 to 1.49%
INERT INGREDIENTS:	<u>98.02 to 97.02%</u>
Total	100.00%

EPA Reg. No. 538-28
Turf Builder Plus 2

EPA Est 538-OH-1
XX-X-X

643-XXXX

Guaranteed Analysis

Total nitrogen (N)	XX%
X.X% ammoniacal nitrogen	
XX.X% urea, methylene ureas nitrogen*	
X.X% water insoluble nitrogen	
Available phosphoric acid (P ₂ O ₅)	X%
Soluble potash (K ₂ O)	X%

Derived from: monoammonium phosphate, urea, methylene ureas, and potassium sulfate or muriate of potash.

Chlorine, not more than X.XX%

*Contains XX% slowly available methylenediurea and dimethylenetriurea nitrogen.

U.S. Pat. No's 3,705,794, 3,989,470 and 4,378,238.

Product of USA

The O M Scott & Sons Company
Marysville, Ohio 43041

(c) 1992. The O M Scott & Sons Company. All rights reserved.

FRONT CONTINUED:

دوره اول

(Optional Front Panel)

COVERAGE:

Treats (and fertilizes) X,XXX sq ft
(Treats and feed 5,000 sq. ft.)

APPLICATION: (See back for details)

Apply in late spring, summer, or fall. For use on bahia, bermuda, bluegrass, centipede, fescue, ryegrass, or zoysia lawns.

XX	X	X
NITROGEN	PHOSPHORUS	POTASSIUM
Essential for plant growth; makes grass green.	Stimulates root growth; helps grass multiply.	Makes plant strong; better able to resist drought and extreme heat.

WJ 7/7/92 P. 5/9

The Scotts Difference™
~~Perfect~~ Patented Particle™ Technology
(art: particle with NPK)

Unlike ordinary weed-and-feeds, every particle of this product contains Scotts patented timed-release nitrogen plus phosphorus, potassium, and weed control. (See back for details).

"We guarantee thick, green, weed-free turf without risk of burning or surge growth."

Treats and feeds 5,000 sq. ft.

Made in U.S.A.

BEST AVAILABLE COPY

The Scotts Difference™ WJ

Scotts patented ~~Perfect~~ Particle™ Technology is available only in Scotts® products, so don't be fooled by weed-and-feeds claiming to be "just like Scotts."

WJ Uniform proportions of the major nutrients -- timed-release nitrogen, plus phosphorus and potassium -- and weed control are bonded together in every Turf Builder Plus 2 particle, so they are distributed evenly across the entire lawn, eliminating hit-or-miss feeding and weeding. And the timed-release nitrogen feeds your lawn ~~slowly~~ without burning, and steadily for up to 2 months. Because of Scotts exclusive time-released nitrogen, you won't get the rapid surge growth associated with ordinary, fast-release weed-and-feeds. With regular mowing, you will have fewer clippings and may not even have to bag your clippings.

Remember, even weed-and-feeds claiming to contain slow-or controlled-release nitrogen typically are just simple mixes, so they can't deliver the consistent great results you'll get from Scotts patented ~~Perfect~~ Particle Technology. With Scotts Turf Builder Plus 2, you can be assured that every particle contains time-released nitrogen, plus the other primary nutrients and weed control. WJ

(photo: simple mix particles)
ORDINARY SIMPLE MIXES

- o Composed of nutrient and weed control granules of many different sizes and shapes
- o Each nutrient may separate from the others in the bag and during application

(photo: SBS particles)
SCOTTS TECHNOLOGY

- o Turf Builder Plus 2 granules are consistent in size and shape
- o This gives consistent distribution of particles -- and nutrients and weed control -- throughout the lawn

(photo: simple mix pattern)
ORDINARY SIMPLE MIXES

- o Because of the difference in size, shape, and weight of these granules, the amount of individual nutrients and weed control delivered in each square inch of lawn can vary greatly
- o Result: uneven, inconsistent weeding and feeding your lawn

(photo: SBS pattern) WJ
SCOTTS TECHNOLOGY

- o Turf Builder Plus 2 particles deliver the same ratio of nitrogen, phosphorus, and potassium (plus weed control) to every square inch of turf
- o Result: even, consistent greening and thickening of your lawn, plus better weed control

VA
7/7/92

LEFT GUSSET

(Scotts (R)) TURF BUILDER
Plus 2(R)
BRAND

America's
favorite
weed & feed

SCOTTS POLICY
No-Quibble
Guarantee
SEE BACK FOR DETAILS

XXXXX

Treats (and fertilizes) X,XXX sq ft
(Treats and feeds 5,000 sq. ft.)

Kills

Eliminates dandelions and more than 50 other
Broadleaf weeds after they sprout and helps
make your lawn its thickest, greenest ever

BEST AVAILABLE COPY

RIGHT GUSSET

XXXXX (Scotts (R)) TURF BUILDER
Plus 2(R)
BRAND

America's
favorite
weed & feed

SCOTTS POLICY
No-Quibble
Guarantee
SEE BACK FOR DETAILS

Treats (and fertilizes) X,XXX sq ft
(Treats and feeds 5,000 sq. ft.)

Kills

Eliminates dandelions and more than 50 other
broadleaf weeds after they sprout and helps
make your lawn its thickest, greenest ever

GUSSETS:

7 of 20

OPTIONAL GUSSETS - Step 2

RIGHT GUSSET

(Scotts (R))
(Lawn Pro)
(R)

Annual
Program

step 2

SCOTTS POLICY
No-Quibble
Guarantee
SEE BACK FOR DETAILS

LEFT GUSSET

(Scotts (R))
(Lawn Pro)
(R)

Annual
Program

step 2

SCOTTS POLICY
No-Quibble
Guarantee
SEE BACK FOR DETAILS

TB+2 - XXXXX
X.XM
PROOF
OF
PURCHASE
(Scotts)

(ILLUS.)

TREATS X,XXX SQ FT

Easy
Open PULL HERE

(Scotts (R)) TURF BUILDER

Plus 2 (R)
BRAND

weed control Plus lawn fertilizer
(Heed-and-Feed)

Advantages of Turf Builder Plus 2(R)

LEFT COLUMN

SUPERIOR QUALITY

SMALL LIGHTWEIGHT GRANULES MEAN BETTER WEED CONTROL. Most lawn weed controls must be absorbed through the weed's leaves to be effective. Turf Builder Plus 2(R) granules are small and lightweight so they will stay on even the smallest weed leaves. And each Turf Builder Plus 2 granule contains weed control and America's favorite lawn fertilizer.

SCOTTS TRIONIZED R II FORMULA PROVIDES A MORE EFFICIENT NITROGEN THAN EVER BEFORE to help promote quicker greening.

THE NITROGEN IN TURF BUILDER PLUS 2(R) IS TIME-RELEASED to provide a supply of this essential nutrient to help your lawn stay thick and green for up to 6 to 8 weeks.

EACH TURF BUILDER PLUS 2 R GRANULE CONTAINS NPK AND WEED CONTROL. We bond Scotts unique controlled-release nitrogen (N) with phosphorous (P) and potassium (K) and a weed control, so your lawn receives a ~~safe even~~ feeding, and effective weed control.

UNIFORM

(ILLUS.)

Scotts
Turf Builder Plus 2 (R)
EVERY GRANULE CONTAINS
NPK AND WEED CONTROL

UNIFORM

Provides ~~safe, even~~
greening with
~~uniform~~ weed control

EFFECTIVE

VJ.

(ILLUS.)

Competitive Simple Mixture
EACH GRANULE IS A
SEPARATE CHEMICAL.

May cause uneven
greening and
spotty weed control

VJ.

BEST AVAILABLE COPY

VJ 7/7/92

RIGHT COLUMN

WEEDS CONTROLLED

aster	English daisy	pigweed
bitter cress	eveningprimrose	plantain
black medic	filaree	prickly lettuce
bristly oxtongue	fleabane	puncturevine
buckhorn	ground ivy	purslane
bull thistle	healall	pusley, Florida
burclover	henbit	ragweed
buttonweed	horseweed	scarlet
carpetweed	knotweed	pimpernel
centella	(seedling)	shadflower
chicory	lambquarter	shepherdspurse
chickweed	lippia	smartweed
cinquefoil	mallow	sow thistle
cudweed	moneywort	stitchwort
curly dock	morningglory	thymeleaved
dandelion	mustard	sandwort
dichondra	pennywort	vetch
collarweed	pepperweed	white clover
		yellow rocket

OTHER GREAT TURF BUILDER(R) PRODUCTS FOR YOUR LAWN

To prevent crabgrass, use Turf Builder Plus Halts(R). No one else has a tougher crabgrass preventer. This problem solver forms a protective barrier to stop ugly crabgrass before it starts.

If you don't have weed problems, use Turf Builder(R) America's favorite lawn fertilizer. Turf Builder(R) promotes quick, deep greening without the danger of burning.

These great Turf Builder(R) products are developed specially by Scotts for the unique needs of your lawn - your satisfaction is unconditionally Guaranteed.

(ILLUS.)

Turf Builder Plus Halts(R)
Fertilizer Plus Crabgrass Preventer

(ILLUS.)

Turf Builder(R)
Fertilizer

(Optional Back Panel Claims)

VJ

~~Eliminates~~ ^{KILLS} dandelions and more than 50 other broadleaf weeds after they sprout and helps make your lawn its thickest, greenest ever.

What to expect: ~~Dandelions~~ ^{KILLS} and other weeds will be ~~eliminated~~ in 3 to 4 weeks and your lawn will be greener in 4 to 6 days.

VJ


Weed control in Turf Builder Plus 2 is absorbed by weed leaves killing the plant completely — root and all.

Super Turf Builder lawn fertilizer contains extra nitrogen, carefully blended with potassium and phosphorus, to make your lawn greener.

- Your lawn will be greener in 4 to 6 days if weather conditions are good (warm soil, some moisture) and application instructions were followed.
- The greening will reach its peak 8 to 10 days after application. The color difference will be more noticeable if your lawn is hungry to begin with.
- Super Turf Builder works below the soil, too, helping to promote root and rhizome development; this strengthens the grass plants and enables them to produce more blades of grass, and it thickens the lawn with the addition of new grass plants.
- Thin areas of turf will fill in over time (about 6 weeks), creating a more uniformly dense lawn.

(Optional Info on Lawn Sizing/Application Seasons)

Coverage Treats (and fertilizes) X,XXX sq ft




How much is enough?

To determine the square footage of your lawn, walk the length and width of your lawn; one average pace equals about 3 feet. Multiply the length of the lawn by the width of the lawn. This equals the area of your lawn in square feet. NOTE: If your lawn has an irregular shape, measure square areas, then add the figures together to reach your total lawn size.

How and when to apply Apply in late spring, summer, or fall.

VJ
7/7/92



OPTIONAL BACK PANEL CLAIMS - Step 2

Treats X,XXX sq ft (Bag)
 Treats X,XXX sq ft (Shker Container)

(Scotts (R))
 (Lawn Pro)
 (R)

Scotts Best
 Annual
 Program

Now it's easy for you to have a better lawn

Save money

Why even consider a lawn care service? Scotts Annual Program will give you a beautiful lawn for less money.

Start anytime

You can start into the Annual Program anytime of the year. Just check the month and select the appropriate Step listed below.

Simple and easy

No more guesswork. You simply apply the right product - one Step at a time.

Guaranteed results

Each Step is designed to the specific season to help give you a healthier, greener lawn.

(ILLUS.)

(The 4 Steps listed below will be placed horizontally in one row.)

step 1. Early Spring February-April

Crabgrass Preventer plus Fertilizer - prevents crabgrass, foxtail, spurge, oxalis, chickweed and other annual weeds while providing deep, thick greening for up to 2 months. This is Scotts best fertilizer plus crabgrass preventer. In the Pacific Northwest, Step 1 is "Moss Control plus Fertilizer".

step 2. Late Spring April-June

Weed Control Plus Fertilizer - controls dandelions, clover, chickweed and other broadleaf weeds while greening your lawn for up to 2 more months. This is Scotts best weed and feed.

step 3. Summer June-August

Insect Control plus Fertilizer - controls white grubs, chinch bugs, sod webworms and other lawn insects plus keeps your lawn green through the Summer.

step 4. Fall August-November

Lawn Fertilizer - specially formulated for the Fall - the best time to develop a stronger root system for a healthier, thicker lawn. Helps your lawn green up even quicker next Spring. This is Scotts best fall fertilizer.

ALTERNATE SPREADER SETTING SECTION

Spreading Tips

For best results, use a Scotts spreader

	Spreader Setting REGULAR RATE covers 5,000 sq.ft.	DIRECTIONS
Scotts Drop Spreaders	X	Mow lawn first; apply 2 header strips; apply longest direction of lawn, overlapping wheel marks.
Scotts EasyGreen ^R Rotary	X	Make each pass about XX inches from previous pass to overlap spread width.
Scotts SpeedyGreen ^R Rotary	X	Make each pass about X feet from previous pass to overlap spread width.

OPTIONAL BACK PAGE CLAIMS

(Weed-and-Feed)

LEFT COLUMN

Your lawn makes a good environment

RIGHT COLUMN

A well-maintained lawn provides environmental benefits as well as an attractive and pleasant setting for your home. Healthy grass takes carbon dioxide and pollutants from the air while creating oxygen. It traps dust and prevents erosion; and it reduces the heat, noise, and glare of modern urban areas while providing a safer recreation area.


The timed-release nitrogen in Scotts Turf Builder Plus 2 Weed-and-feed is designed to be absorbed by the grass plants slowly and steadily, to build thick turf that helps prevent runoff and leaching into groundwater.

Your lawn makes a good environment...and Scotts products help you get the best lawn.

OK to delete This section

BEST AVAILABLE COPY

V.A. 7/7/92



Easy To Apply

Turf Builder Plus 2 — DIRECTIONS FOR USE

It is a violation of federal law to use this product in a manner inconsistent with its labeling.

APPLICATION

- . Apply anytime weeds are actively growing (when daytime temperatures are consistently above 60°F). Avoid applying when temperatures are consistently above 90°F.
- . Apply on a calm day.
- . Apply to moist grass. To help particles stick to weed leaves the grass should be thoroughly watered or wet from dew before applying Turf Builder Plus 2(R).
- . On bahia and centipede lawns wait until after the second mowing of the year but NOT before mid-March. In the fall DO NOT treat centipede after the first of October and DO NOT treat bahia after the first of November.
- . Do not use this product on flowers, shrubs, fruit or vegetable plants or on creeping bentgrass, St. Augustine, dichondra or lippia lawns. On bermudagrass, bahia, centipede and zoysiagrass lawns, under certain conditions, some temporary discoloration may result.

WATERING OR RAIN

Do not water your lawn for 24 hours after application. Water will wash the weed control off the weed's leaves and reduce the effectiveness of this product.

This product should not be applied if rain is expected within the next 24 hours.

IMPORTANT

WHAT TO EXPECT

Weed stems and leaves will begin to twist and curl in a few days, but a month or more may be required for complete control.

This product will not prevent weed seeds from producing new plants.

EXTREME TEMPERATURES

Avoid applying when temperatures are consistently above 90 degrees.

SEEDING/SODDING/SPRIGGING

Wait until the new grass has been mowed at least four times before applying Turf Builder Plus 2.

If you are planning to seed, sod or sprig, you should wait at least one month after you have applied Turf Builder Plus 2.

SPREADER (or Spreading Tips For best results, use a Scotts Spreader (chart))

Be careful when applying this product near shrubs, flower beds or vegetable gardens as contact with weed control may damage these desirable plants. The Scotts PF Drop Spreaders provide excellent controlled application to protect these areas. When using the EasyGreen™ or SpeedyGreen™ Rotary Spreader take special care near desirable plants.

Spreader Settings	Scotts Drop Spreaders	Scotts EasyGreen™ Rotary	Scotts SpeedyGreen™ Rotary
(treats X,XXX sq ft)	X	XX	XX

Additional Spreader Settings

Cyclone Rotary	XX	Ortho Drop	X
Central Drop	XX	Green View Drop	X
Sears Drop	XX	Precision Drop	X

(Non-Scotts spreader settings are approximate. You may need to adjust for proper coverage.)

TIPS ON SPREADING WITH SCOTTS SPREADERS

Scotts Drop:

- First apply 2 header strips
- Operate spreader the longest way of the lawn (ILLUS.)
- Overlap wheels to insure uniform feeding
- Shut off spreader when you have reached the header strips or stopped (ILLUS.)
- Mow lawn first if grass is tall enough to touch the bottom of spreader

EasyGreen™ Rotary:

- Slide shut-off lever to the right. Application automatically starts and stops when you do
- For complete coverage make each pass about 30 inches from the previous one so some overlapping occurs

SpeedyGreen™ Rotary:

Shut-off spreader anytime you stop.

For complete coverage make each pass about 5 feet from the previous one so some overlapping occurs.

- Avoid applying product in flower beds adjacent to lawns

(Optional Spreader Instructions)

Scotts Drop: Mow lawn first if grass is tall enough to touch the bottom of the spreader. First apply two header strips. Then operate spreader the longest way of the lawn. Overlap wheel marks to insure uniform feeding. Shut off spreader when you have reached the header strips or stopped.

(ILLUS)

Scotts EasyGreen™ Rotary: Slide shut-off lever to the right; application automatically starts and stops when you do. For complete coverage make each pass about 30 inches for the previous one so some overlapping occurs.

(ILLUS.)

Scotts SpeedyGreen™ Rotary: Shut off spreader anytime your stop. For complete coverage make each pass about 5 feet from the previous one, so some overlapping occurs. Avoid applying this product on flowers, vegetables and shrub plantings.

	Spreader Setting (covers X,XXX sq ft)
Scotts Drop Spreaders	XX
Scotts EasyGreen™ Rotary	XX
Scotts SpeedyGreen™ Rotary	XX

BACK CONTINUE:

17 of 20

There's a Scotts product for every need:

Lawn Problems? Scotts Disease Control Plus Lawn Fertilizer corrects most lawn fungus problems. Scotts Insect Control Plus Lawn Fertilizer corrects most lawn insect problems.

(ILLUS.)

Seeding, sodding, or sprigging, for new lawns, use Scotts Starter™ Fertilizer and follow up in 4 to 6 weeks with Scotts Turf Builder to establish new plantings.

(ILLUS.)

Confused over what to do or when to do it? With Scotts 4-Step™ annual program it is hard to fail. Simply apply Step™ 1 in early spring and another Step™ every two months. You will eliminate weeds and insects and feed your lawn year-round with Scott's best annual program. (NOT for dichondra, St. Augustinegrass and some geographical areas).

Lawn Questions?

Have questions or need advise?

Call Scott's toll-free consumer hotline: 1-800-543-TURF (In Ohio, 1-800-762-4010)

Open Monday through Saturday 9:00 am to 5:00 pm EST.

XXXXX

**Scotts Policy
No-Quibble Guarantee**

If for any reason you are not satisfied with results after using this product, you are entitled to get your money back. Simply send us evidence of purchase and we will mail you a refund check promptly.
Scotts...the lawn people
Marysville, Ohio 43041

0 (UPC)

32247 XXXXX

(NOTE: The description below will be inverted.)

XXXXX

(Scotts (R)) TURF BUILDER
Plus 2 (R)
BRAND

America's
favorite
weed & feed

OPTIONAL DIRECTIONS FOR USE — step™ 2

It is a violation of federal law to use this product in a manner inconsistent with its labeling.

LEFT COLUMN

Application

- . Apply to moist foliage when weeds are actively growing, but not before yellow dandelion blooms have appeared
- . Apply to moist or dry foliage, however, for best results, apply to moist foliage.
- . Be careful when applying this product near shrubs, flower beds or vegetable gardens as weed control may damage these desirable plants.
- . Do not over apply, especially under the drip zone of desirable shrubs and trees as some of the control ingredients are root absorbed.
- . Don't use on dichondra, St. Augustine, creeping bentgrass, bahia, or centipedegrass lawns or on newly seeded or sodded lawns until after the fourth mowing. Don't plant grass for one month after using this product and don't apply when daytime temperatures are consistently 90 degrees or above.
- . Allow at least 4-6 weeks between program applications.

Watering or Rain

- . Do not water your lawn for 24 hours after application. Water will wash the weed control off the weed's leaves and reduce the effectiveness of this product. This product should not be applied if rain is expected within the next 24 hours.

Tips on Spreading

Scot's Drop:

- . Do not apply during windy days.
- . First apply 2 header strips.
- . Overlap spreader application area to avoid strips of untreated lawn.
- . Shut off spreader when you reach the header strip or any time you stop.

(ILLUS.)

(ILLUS.)

EasyGreen™ Rotary:

- Slide shut-off lever to the right, application automatically starts and stops when you do
- Avoid misses by making each pass about 30 inches from the previous one so some overlapping occurs

Scotts Spreader Settings

Scotts Drop Spreaders	Scotts EasyGreen™ Rotary	Scotts SpeedyGreen™
X X/X	XX	X

Additional Spreader Settings (Non-Scotts spreader settings are approximate. You may need to adjust for proper coverage).

C-2	C
Cyclone Rotary (Model B)	3
Central Drop (#205)	6
Sears Drop (Model #19810)	4
Ortho Drop (#5000	5
Greenview Drop (Spred II)	1
Precision Drop (Red Devil)	5

(The following instructions to be used on 1,000 sq ft shaker container only)

APPLICATION RATE (Actual Size)	contents of this package covers a 25 ft. by 40 ft. area (1,000 sq ft)
--------------------------------	--

Picture of shaker carton	Use lightweight shaker carton to sprinkle evenly over lawn as shown.	Picture of dime
--------------------------	--	-----------------

If you have questions

We designed this program to make having a better lawn as simple and easy as possible. But you may still have some questions about your lawn during the year. If so, you can contact the Scotts Lawn Pro retailer where you bought this program. They are ready to answer your questions and provide any help or information that you may need - OR-You can get the answer by talking directly with one of Scotts lawn counselors. Simply dial this toll-free number 1-800-543-TURF (in Ohio 1-800-762-4010).

OPTIONAL BACK PANEL CLAIMS - Step 2

If you have questions

We designed this Program to make having a better lawn as simple and easy as possible. But you may still have some questions about your lawn during the year. If so, you can contact the Scotts Lawn Pro retailer where you bought this Program. They are ready to answer your questions and provide any help or information that you may need. -OR- You can get the answers by talking directly with one of Scotts lawn counselors. Simply dial this toll-free number 1-800-543-TURF (in Ohio 1-800-762-4010).

Scotts Policy
No-Quibble Guarantee

If for any reason you are not satisfied with results after using any Scotts product, you are entitled to get your money back. Simply send us evidence of purchase and we will mail you a refund check promptly.

SCOTTS...the lawn people
MARYSVILLE, OHIO 43041

(UPC)

XXXXX XXXXX

(c) 1992. The O M Scott & Sons Company. All rights reserved.

(Description below will be inverted.)

(Scotts (R))
(Lawn Pro) step 2
(R)