

538-18

04/12/2007

1/34



U.S. ENVIRONMENTAL PROTECTION AGENCY

Office of Pesticide Programs  
 Registration Division (7505P)  
 1200 Pennsylvania Ave., N.W.  
 Washington, D.C. 20460

## NOTICE OF PESTICIDE:

☐ Registration  
☒ Reregistration

(under FIFRA, as amended)

EPA Reg. Number:

538-18

Date of Issuance:

4-12-07

Term of Issuance:

Unconditional

Name of Pesticide Product:

Bonus S

Name and Address of Registrant (include ZIP Code):

The Scotts Company  
 14111 Scottslawn Road  
 Marysville, OH 43041

**Note:** Changes in labeling differing in substance from that accepted in connection with this registration must be submitted to and accepted by the Registration Division prior to use of the label in commerce. In any correspondence on this product always refer to the above EPA registration number.

On the basis of information furnished by the registrant, the above named pesticide is hereby registered/reregistered under the Federal Insecticide, Fungicide and Rodenticide Act.

Registration is in no way to be construed as an endorsement or recommendation of this product by the Agency. In order to protect health and the environment, the Administrator, on his motion, may at any time suspend or cancel the registration of a pesticide in accordance with the Act. The acceptance of any name in connection with the registration of a product under this Act is not to be construed as giving the registrant a right to exclusive use of the name or to its use if it has been covered by others.

This product is reregistered in accordance with FIFRA section 4(g)(2)(C) provided you agree in writing to:

## Low End Label

1. Insert the correct amount in Net Weight \_\_\_ lbs. and Treats \_\_\_ sq. ft.
2. The "First Aid" and "Precautionary Statements" sections should be moved to follow the "Ingredients" section. To "If In Eyes" add "Call a poison control center or doctor for treatment advice.". The First Aid section should be placed within a box.
3. The "Hazards to Humans and Domestic Animals" statement needs to be changed to "Causes moderate eye irritation. Avoid contact with eyes, skin, or clothing.".
4. To the "Directions For Use" section add "Maximum rate per application is (insert the maximum rate of the formulated product per unit area- that reflects a maximum application rate of 2 pounds active ingredient per


acre). Maximum of two applications per year".

5. To the Storage and Disposal section change "Storage" to "Pesticide Storage" and "Disposal" to "Pesticide Disposal".

High End Label

6. Insert the correct amount in Net Weight \_\_ lbs. and Treats \_\_ sq. ft.
7. The "First Aid" and "Precautionary Statements" sections should be moved to follow the "Ingredients" section. To "If In Eyes" add "Call a poison control center or doctor for treatment advice.". The First Aid section should be placed within a box.
8. The "Hazards to Humans and Domestic Animals" statement needs to be changed to "Causes moderate eye irritation. Avoid contact with eyes, skin, or clothing.".
9. To the "Directions For Use" section add "Maximum rate per application is (insert the maximum rate of the formulated product per unit area- that reflects a maximum application rate of 2 pounds active ingredient per acre). Maximum of two applications per year".
10. To the Storage and Disposal section change "Storage" to "Pesticide Storage" and "Disposal" to "Pesticide Disposal".

Signature of Approving Official:

  
Jim Tompkins, Product Manager (25)  
Herbicide Branch, Registration Division (7505P)

Date:

4-11-07

EPA Form 8570-6

You will submit one copy of your final printed labeling before you release the product for shipment. If these conditions are not complied with, the registration will be subject to cancellation in accordance with FIFRA section 6(e). A stamped copy of labeling is enclosed for your records.

MASTER LABEL

**Bonus S**

**EPA Reg. No. 538-18**

[NOTE TO PM: Low end Range]

ACCEPTED  
with COMMENTS  
in EPA Letter Dated

4/12/07  
Under, the Federal Insecticide,  
Fungicide, and Rodenticide Act  
as amended, for the pesticide  
registered under EPA Reg. No.

~~NOV 5 2004~~

538-18

Weed Control Plus Lawn  
Fertilizer

(ILLUS.)  
THE NAME TO  
GROW WITH!

Lawn Pro

(Scotts®)


Bonus® S  
Weed control plus  
lawn fertilizer  
(Weed-and-Feed)

Treats and Fertilizes 5,000 square feet  
(Treats and feeds)

**Optional Front Panel Claims and Information**

- Controls weeds and fertilizes your lawn.
- For use on St. Augustine grass (including Floratam), centipede, zoysia, and carpetgrass lawns ONLY
- Builds strong, green turf from the roots up without burning your lawn\*
- Kills dollarweed and other common lawn weeds (as listed)
- Builds thick, green turf from the roots up without burning your lawn\*
- Kills dollarweed and 24 other common lawn weeds
- For best results, apply a Scotts annual program (see back for details)
- Do not apply to lawns or mixed lawns of bahiagrass, bermudagrass, bluegrass, fine fescue, bentgrass, ryegrass, tall fescue, or dichondra.
- Specially formulated with Scotts Poly-S® timed released fertilizer
- Contains both readily available nitrogen for quick green up and controlled release nitrogen for uniform growth and extended feeding.
- Weed control plus lawn fertilizer
- Weed-and-Feed
- Feeds and Greens for up to two months without burning your lawn
- Eliminates dollarweed, chickweed and over 25 common lawn weeds while greening your lawn without rapid, extreme growth.
- Formulated for the home environment.
- Your lawn makes a good environment...and Scotts products help you get the best lawn.

\*When used according to manufacturer's directions.



4/34

Front Panel Cont.

CAUTION  
KEEP OUT OF REACH OF CHILDREN

See BACK for additional precautionary statements.

ACTIVE INGREDIENT:

Atrazine† .....	0.7505 %
RELATED COMPOUNDS.....	0.0395 %
INERT INGREDIENTS:.....	99.2100 %
Total	100.0000 %

EPA Reg. No. 538-18    EPA Est. 538-OH-1  
† CAS #1912-24-9

NET WEIGHT XX.XX LBS.

**GUSSETS:**

**RIGHT GUSSET:**

Treats and Fertilizes 5,000 square feet  
(Treats and feeds)

(Scotts)® Bonus® S  
weed control plus lawn fertilizer  
(Weed-and-Feed)

---

Controls weeds and fertilizes your lawn.

Use on St. Augustine, zoysia, centipede, and carpetgrass lawns only.

XXXX

---

UPC

32247 XXXXX

**LEFT GUSSET:**

Treats and Fertilizes 5,000 square feet  
(Treats and feeds)

(Scotts)® Bonus® S  
weed control plus lawn fertilizer  
(Weed-and-Feed)

---

Controls weeds and fertilizes your lawn.

Use on St. Augustine, zoysia, centipede, and carpetgrass lawns only.

XXXX

---

UPC

32247 XXXXX

Optional Back Panel Claims
----------------------------

(ILLUS.)

Small, lightweight granules provide complete uniform coverage and are quickly absorbed to help insure control of large and small weeds.

**COVERAGE:**

Treats and fertilizes 5,000 square feet

**APPLICATION:** (See back for details)

Apply in late winter, spring, or fall. Use on St. Augustinegrass, zoysia, centipede, and carpetgrass lawns only.

XX	X	X
NITROGEN	PHOSPHORUS	POTASSIUM
Essential for plant growth; makes grass green.	Stimulates root growth; helps grass multiply.	Makes plant strong; better able to resist drought and extreme heat

**RIGHT COLUMN**

See back for Details  
Scott's  
No-Quibble  
Guarantee

**The Scotts Difference®**  
Perfect Particle™ Technology  
(art: particle with NPK)

Unlike ordinary weed-and-feeds, every particle of Bonus S ® contains Scotts patented timed-release nitrogen plus phosphorus, potassium, and weed control. (See back for details).

**We guarantee thick, green, weed-free turf without risk of burning or surge growth."**

Treats and feeds up to X,XXX sq. ft.

### The Scotts Difference ®

Scotts patented Perfect Particle™ Technology is available only in Scotts® products, so don't be fooled by weed-and-feeds claiming to be "just like Scotts."

Uniform proportions of the major nutrients – timed-release nitrogen plus phosphorus and potassium – and weed control are bonded together in every Bonus S particle, so that they are distributed evenly across the entire lawn, eliminating hit-or-miss feeding and weeding. And the time-released nitrogen feeds your lawn safely, without burning, and steadily for up to 2 months. Because of Scotts exclusive time-released nitrogen, you won't get the rapid surge growth associated with ordinary, fast-released weed-and-feeds. With regular mowing, you will have fewer clippings and may not even have to bag your clippings.

Remember, even weed-and-feeds claiming to contain slow- or controlled-release nitrogen typically are just simple mixes, so they can't deliver the consistent great results you'll get from Scotts patented Perfect Particle Technology. With Scotts Bonus S you can be assured that every particle contains time-released nitrogen, plus the other primary nutrients and weed control.

(photo: simple mix particles)  
ORDINARY SIMPLE MIXES

- Composed of nutrient and weed control granules of many different sizes and shapes
- Each nutrient may separate from the others in the bag and during application

(photo: SBS particles)  
SCOTTS TECHNOLOGY

- Bonus S granules are consistent in size and shape
- This gives consistent distribution of particles – and nutrients and weed control – throughout the lawn

(photo: simple mix pattern)  
ORDINARY SIMPLE MIXES

- Because of the difference in size, shape, and weight of these granules, the amount of individual nutrients and weed control delivered in each square inch of lawn can vary greatly
- Result: uneven, inconsistent weeding and feeding of your lawn

(photo: SBS pattern)  
SCOTTS TECHNOLOGY

- Bonus S particles deliver the same ratio of nitrogen, phosphorus, and potassium (plus weed control) to every square inch of turf
- Result: even, consistent greening and thickening of your lawn, plus better weed control

**-OR-**

The Scotts Advantage®: All-in-One Particles®\*

Your lawn requires essential nutrients to thrive. Unlike most weed and feeds, every Scotts Bonus S® particle contains nitrogen, phosphorus, potassium, and weed killer, allowing Scotts to evenly disperse the appropriate ration of nutrients and weed control to your whole lawn. Only Scotts All-in-One® particles provide consistent feeding to every square inch of turf for a green, thick, strong lawn.

\*All-in-One = nitrogen, phosphorus, potassium and the weed killer ingredient contained in every particle

(ILLUS.)  
Bonus S®

- Each All-in-One® particle contains essential nutrients and weed control ingredient
- Evenly dispersed particles provide more consistent feeding and weed control for a green, thick, strong lawn.

(ILLUS.)  
Ordinary Mixed Weed & Feeds

- Each particle contains fertilizer nutrient with separate particles for weed control
- Particles can separate during application, resulting in inconsistent feeding and weed control.

**What to expect**

Weeds will be eliminated [killed] within 6 weeks and your lawn will be greener in 7 days

(ILLUS.)

**Controls and prevents weeds while feeding your lawn.** Bonus® S gives you a better, weed-free lawn. That's because each small particle delivers weed control for complete coverage. And Bonus® S feeds your lawn with Scotts Trionized® formula to help fill-in and crowd out new weeds.

CONTROLS 25 [these] common lawn weeds.

black medic  
blue toadflax  
buckhorn  
Carolina geranium  
(cranesbill)  
chickweed  
dandelion  
dandelion  
dichondra  
dollarweed  
eveningprimrose  
Florida betony  
Florida pursley  
fragrant cudweed (rabbit-  
tobacco)  
Henbit  
lippia (matchweed)  
oxalis (yellow woodsorrel)  
pepperweed  
purslane  
red sorrel (sheep sorrel)  
rescuegrass  
shepherdspurse  
sowthistle  
stinging nettle  
venus lookingglass  
wild mustard



PREVENTS 4 [these] annual weeds:

bull paspalum  
crabgrass  
sedges  
spotted spurge

#### WEEDS PREVENTED OR CONTROLLED

##### WEEDS CONTROLLED

Black medic, blue toadflax, buckhorn, burclover, Carolina geranium (cranesbill), chickweed, dandelion, dichondra, dollarweed, eveningprimrose, Florida betony, Florida pusley, fragrant cudweed (rabbit-tobacco), henbit, lippia (matchweed), oxalis (yellow woodsorrel), pepperweed, purslane, red sorrel (sheep sorrel), rescuegrass, shepherdspurge, sowthistle, stinging nettle, Venus lookingglass, wild mustard.

##### WEEDS PREVENTED

Crabgrass, sedges, spotted spurge, bull paspalum.

**Bonus® S provides even greening.** Each particle of Bonus® S contains nitrogen, phosphorus and potassium. This means that each grass plant receives the feeding it needs so your lawn will grow uniformly thick and green.

**Bonus® S stimulates steady grass growth.** Typical all-soluble fertilizers can cause surge growth. When you mow grass that has grown too fast and too tall, you weaken the grass plant by "scalping." With Bonus® S you have less mowing and less chance of scalping when you mow.

## 2-MONTH PERIOD

(ILLUS.)  
STEADY GROWTH  
Bonus® S

(ILLUS.)  
SURGE GROWTH  
typical fertilizer

**Bonus® S provides up to 2 months of greening.** The nitrogen in Bonus® S is time-released to help your lawn grow thick and green for up to 2 months.

**Coverage**  
Treats and fertilizes X,XXX sq. ft.

### How much is enough?

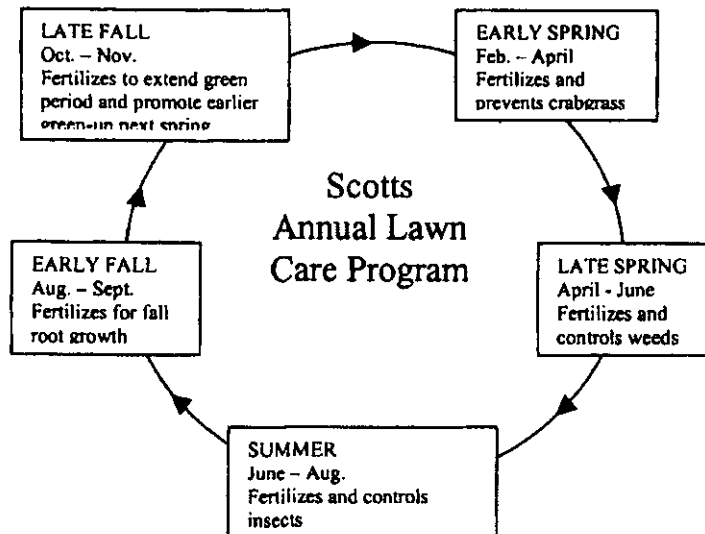
To determine the square footage of your lawn, walk the length and width of your lawn; one average pace equals about 3 feet. Multiply the length of the lawn by the width of the lawn. This equals the area of your lawn in measure square areas, then add the figures together to reach your total lawn size.

A well-maintained lawn provides environmental benefits as well as an attractive and pleasant setting for your home. Healthy grass takes carbon dioxide and pollutants from the air while creating oxygen; it traps dust and prevents erosion; and it reduces the heat, noise, and glare of modern urban areas while providing a safer recreation area.

The timed-release nitrogen in Scotts Super Bonus S weed-and-feed is designed to be absorbed by the grass plants slowly and steadily, to build thick turf that helps prevent runoff and leaching into groundwater.

For best results, apply [the] Scotts Annual [Lawn Care] Program.

- Start the program at any time
- Start anytime . . . just check the month and apply products at 2 month intervals
- Allow two months between applications
- No more guesswork . . . apply the right product at the right time for a thick, green, weed-free lawn



### Note to PM: Option #1 Directions for Use

#### How and when to apply

Apply in late winter, spring, or fall

#### DIRECTIONS FOR USE

It is violation of federal law to use this product in a manner inconsistent with its labeling.

#### Control

- Apply any time weeds are actively growing. Controls weeds listed under "Controls" above. If complete control is not obtained a second treatment may be required 2 months after the first.
- Apply in the Fall to control winter weeds such as henbit, chickweed, rabbit-tobacco, eveningprimrose.

#### Prevention

- Apply in January, February or early March to prevent germination of these annual weeds: crabgrass, bull paspalum, sedges (from seed), spotted spurge.

#### Reentry

- Do not allow people or pets to enter treatment areas until watering-in is complete and the surface is dry.

#### Precautions

- Don't apply to centipede or carpetgrass lawns during the period of winter dormancy—approximately October 15 to March 15 (okay to apply in Florida, however).
- Don't apply to lawns or mixed lawns of bahiagrass, bermudagrass, bluegrass, fine fescue, bentgrass, ryegrass, tall fescue or dichondra because injury may occur.
- Do not apply this product in a way that will contact any person either directly or through drift. Keep people and pets out of area during application.
- Do not apply by hand or hand-held rotary devices such as hand-held rotary applicator.
- This product must be WATERED IN IMMEDIATELY after application.

[Optional] **Extreme Temperatures.** Thoroughly rinse particles off the grass blades when temperatures are 80° F or above.

**Seeding/Sprigging.** Apply Bonus® S after sprigging a new St. Augustine or zoysia lawn to prevent competition from germinating weeds. Water the new sprigs, allow the grass blades to dry, then make the application of Bonus® S.

- Don't apply to newly seeded centipede and carpetgrass lawns until after the new grass has been mowed at least twice.
- Don't plant sprigs for one month, or sow new grass seed for six months following application of Bonus® S.

Not for use on or under trees, shrubs, bedding plants, or garden plants.

### Note to PM: End of Option #1

**Note to PM: OPTION #2 Direction for Use**

**DIRECTIONS FOR USE**

It is a violation of federal law to use this product in a manner inconsistent with its labeling.

**USE PRECAUTIONS**

Don't apply to lawns or mixed lawns of bahiagrass, bermudagrass, bluegrass, fine fescue, bentgrass, ryegrass, tall fescue or dichondra because injury may occur. Desirable plants: Don't apply on or under the branch spread (rootzone) of trees, shrubs, bedding plants, flower or garden plants, particularly in compact, slowly draining soils in the Dallas/Ft. Worth areas. Don't apply to newly seeded centipede and carpetgrass lawns until after the new grass has been mowed at least twice. Don't plant sprigs for one month, or sow new grass seed for six months following application. [Optional] Extreme temperatures: Thoroughly rinse particles off the grass blades when temperatures are 80 F or above.

Do not apply this product in a way that will contact any person either directly or through drift. Keep people and pets out of area during application. Do not allow people or pets to enter treatment areas until watering-in is complete and the surface is dry. Do not apply by hand or hand-held rotary devices such as hand-held rotary applicator.

**INSTRUCTIONS**

Scotts' Bonus<sup>®</sup> S weed control; plus lawn fertilizer controls a wide range of lawn weeds, including broadleaf weeds and annual weeds commonly found in home lawns. In addition, a XX-X-X fertilizer provides a supply of plant food need for growth.

- Apply only when grass is dry.
- This product must be WATERED IN IMMEDIATELY after application.

**CONTROL**

- Apply any time weeds are actively growing. Controls weeds listed below. If complete control is not obtained, a second treatment may be required 2 months after the first.
- Apply in the Fall to control winter weeds such as henbit, chickweed, rabbit-tobacco, eveningprimrose.

**PREVENTION**

- Apply in January, February, or early March to prevent germination of these annual weeds: crabgrass, bull paspalum, sedges (from seed), and spotted spurge.
- Don't apply to centipede or carpetgrass lawns during the period of winter dormancy – approximately October 15 to March 15 (okay to apply in Florida, however).

**REENTRY**

- People and pets may re-enter treated area after product is watered-in and surface is dry

**SPRIGGING**

- Apply after sprigging a new St. Augustine or zoysia lawn to prevent competition from germinating weeds. Water the new sprigs, allow the grass blades to dry, then make the application.

**Note to PM: End of Option #2**

**Note to PM: Option #3 Directions for Use**

**How and when to apply**

Apply in late winter, spring, or fall

**DIRECTIONS FOR USE**

It is violation of federal law to use this product in a manner inconsistent with its labeling.

- Do not apply to lawns or mixed lawns of bahiagrass, bermudagrass, bluegrass, fine fescue, bentgrass, ryegrass, tall fescue or dichondra because injury may occur.
- Apply only when grass is dry.
- This product must be WATERED IN IMMEDIATELY after application.
- Do not apply on or under the branch spread (rootzone) of trees, shrubs, bedding plants, flowers, or garden plants, particularly in compact slowly draining soils.
- Do not apply by hand or hand-held rotary devices such as hand-held rotary applicator.
- Do not apply this product in a way that will contact any person either directly or through drift. Keep people and pets out of area during application.

**Control**

- Apply any time weeds are actively growing. For severe weed problems, a second treatment may be required 2 months after the first.
- Apply in the Fall to control winter weeds such as henbit, chickweed, rabbit-tobacco, eveningprimrose.

**Reentry**

- Do not allow people or pets to enter treatment areas until watering-in is complete and the surface is dry

**Prevention**

- Apply in January, February or early March to prevent germination of annual weeds: crabgrass, bull paspalum, sedges (from seed), and spotted spurge.
- Don't apply to centipede or carpetgrass lawns during the period of winter dormancy -- approximately October 15 to March 15 (Okay to apply in Florida, however)

**Seeding/sodding/sprigging**

- Apply Bonus® S after sprigging/sodding a new St. Augustine or zoysia lawn to prevent competition from germinating weeds. Water the new sprigs/sod, allow the grass blades to dry, then make the application of Bonus® S.
- Don't apply to newly seeded centipede and carpetgrass lawns until after the new grass has been mowed at least twice.
- Don't plant sprigs/sod for one month, or sow new grass seed for six months following application of Bonus® S.

Not for use on or under trees, shrubs, bedding plants, or garden plants.

**Note to PM: End of Options #3**

14/34

#### Note to PM: Option #4 Directions for Use

##### How and when to apply

Apply in late winter, spring, or fall

##### DIRECTIONS FOR USE

It is violation of federal law to use this product in a manner inconsistent with its labeling.

##### Application Precautions

- This product must be WATERED IN IMMEDIATELY after application.
- Do not apply on or under the branch spread (rootzone) of trees, shrubs, bedding plants, flowers, or garden plants, particularly in compact slowly draining soils.
- Do not apply by hand or hand-held rotary devices such as hand-held rotary applicator.
- Do not apply this product in a way that will contact any person either directly or through drift. Keep people and pets out of area during application.

##### Re-entry

- Do not allow people or pets to enter treatment areas until watering-in is complete and the surface is dry.

##### For Control

- Apply any time weeds are actively growing. Controls weeds listed under "Controls" above. If complete control is not obtained a second treatment may be required 2 months after the first.
- Apply in the Fall to control winter weeds such as henbit, chickweed, rabbit-tobacco, and eveningprimrose.

##### For Prevention

- Apply in January, February or early March to prevent germination of annual weeds: crabgrass, bull paspalum, sedges (from seed), and spotted spurge.
- Don't apply to centipede or carpetgrass lawns during the period of winter dormancy – approximately October 15 to March 15 (Okay to apply in Florida, however)

Do not apply to lawns or mixed lawns of bahiagrass, bermudagrass, bluegrass, fine fescue, bentgrass, ryegrass, tall fescue or dichondra because injury may occur

##### Seeding/sodding/sprigging

- Apply Bonus® S after sprigging/sodding a new St. Augustine or zoysia lawn to prevent competition from germinating weeds. Water the new sprigs/sod, allow the grass blades to dry, then make the application of Bonus® S.
- Don't apply to newly seeded centipede and carpetgrass lawns until after the new grass has been mowed at least twice.
- Don't plant sprigs/sod for one month, or sow new grass seed for six months following application of Bonus® S.

#### Note to PM: End of Options #4

15/34

**Optional Spreading Information**

**Spreading Tips**

**DESIRABLE PLANTS: DON'T APPLY ON OR UNDER THE BRANCH SPREAD (ROOTZONE) OF TREES, SHRUBS, BEDDING PLANTS, FLOWERS OR GARDEN PLANTS, PARTICULARLY IN COMPACT SLOWLY DRAINING SOILS IN THE DALLAS-FT. WORTH AREA**

Scotts recommends the PF Spreader to receive the maximum value from Bonus® S.

For best results, use a Scotts spreader:

**Scotts Drop:** Mow lawn first if grass is tall enough to touch the bottom of the spreader. First apply two header strips. Then operate spreader the longest way of the lawn. Overlap wheel marks to insure uniform feeding. Shut off spreader when you have reached the header strips or stopped.

(ILLUS.)

**Scotts EasyGreen™ Rotary:** Shut off spreader anytime you stop. For complete coverage make each pass about five feet from the previous one so some overlapping occurs. Avoid applying this product on flower, vegetable and shrub plantings.

(ILLUS.)

**Scotts SpeedyGreen™ Rotary:** Shut off spreader anytime you stop. For complete coverage make each pass about five feet from the previous one so some overlapping occurs. Avoid applying this product on flower, vegetable and shrub plantings.

(ILLUS.)

**Spreader Setting**  
(covers X,XXX sq ft)

Spreader	Spreader Setting
Scotts Drop Spreader	X
Scotts EasyGreen®	XX
Scotts SpeedyGreen®	X

**Additional Spreader Settings:**

Cyclone Rotary (Model B)	X
Central Drop (#205)	X
Sears Drop (#19810)	X
Ortho Drop (#5000)	X
Green View Drop	X
Precision Drop	X

(Non-Scotts spreader settings are approximate. You may need to adjust for proper coverage.)

**-OR-**

### Spreading tips

For best results, use  
a Scotts spreader

**DESIRABLE PLANTS: DO NOT APPLY ON OR UNDER THE BRANCH SPREAD (ROOTZONE) OF TREES, SHRUBS, BEDDING PLANTS, FLOWERS, OR GARDEN PLANTS, PARTICULARLY IN COMPACT, SLOWLY DRAINING SOILS IN THE DALLAS-FT WORTH AREAS.**

[Spreader]	Spreader Setting REGULAR RATE covers 5,000 sq. ft.	DIRECTIONS
Scotts Drop Spreaders	X	Mow lawn first; apply 2 header strips; apply longest direction of lawn, overlapping wheel marks.
Scotts EasyGreen® Rotary	X	Make each pass about XX inches from previous pass to overlap spread width.
Scotts SpeedyGreen® Rotary	X	Make each pass about X feet from previous pass to overlap spread width.

**-OR-**

### SPREADER SETTINGS

Always apply fertilizer products with a spreader. Avoid applying this product on flower, vegetable and shrub plantings.

Scotts SpeedyGreen™ Rotary.....	X	Scotts EasyGreen® Rotary.....	X
Scotts Drop.....	X	Sears Drop (#19810).....	X
Greenview Drop (Spred II).....	X	Ortho Drop (#5000).....	X
Central Drop (#205).....	X	Precision Drop (Red Devil).....	X
Cyclone Rotary.....	X	Ortho Rotary.....	X

Above spreader settings are approximate. You may need to adjust for proper coverage.



-OR-

#### Spreading Tips

Apply header strips. Then apply product in longest directions of lawn (ILLUS.)

#### Spreader Setting

For best results, use a Scotts spreader

		Directions
Scotts AccuGreen® Drop Spreader	XX	Mow lawn first; apply 2 header strips; apply longest direction of lawn, overlapping wheel marks.
Scotts PrecisionGreen® & EdgeGuard® Rotary Spreader	XX	Mow lawn first; apply 2 header strips apply longest directions of lawn, overlapping wheel marks.
Scotts SpeedyGreen® & EdgeGuard® Rotary Spreader	XX	Make each pass about 5 feet from previous pass to overlap spread width..
Additional Spreader Settings:		
EZ Drop, Republic (#530)	X	
EZ Broadcast, Republic (#540)	X	
Scotts Broadcast Tractor Spreader	X	

(Non-Scotts spreader settings are approximate. You may need to adjust for proper coverage.)

#### First Aid and Environmental Information [Optional heading]

##### Keep Out of Reach of Children

##### CAUTION

##### Precautionary Statements

##### Hazards to Humans and Domestic Animals

CAUTION, causes eye irritation. Avoid contact with eyes, skin, or clothing. Harmful if swallowed. Do not contaminate water used for irrigation or domestic purposes. Do not graze treated areas. Do not feed clippings to livestock.

#### FIRST AID

**If in eyes:** Hold eye open and rinse slowly and gently with water for 15-20 minutes. Remove contact lenses, if present, after first 5 minutes, then continue rinsing eye. **If on skin or clothing:** Take off contaminated clothing. Rinse skin immediately with plenty of water for 15-20 minutes. **If swallowed:** Call A poison control center or doctor immediately for treatment advice. Have person sip a glass of water if able to swallow. Do not induce vomiting unless told to do so by a poison control center or doctor. Do not give anything by mouth to an unconscious person. **If inhaled:** Move person to fresh air. If person is not breathing, call 911 or an ambulance, then give artificial respiration, preferably by mouth-to-mouth, if possible.

Call a poison control center or doctor for treatment advice. Have the product container or label with you when calling poison control center or doctor, or going for treatment.

##### Storage and Disposal

**STORAGE:** Store in a clean, dry place. Reseal opened bag by folding top down and securing.

**DISPOSAL:** [Optional statement: As a responsible environmental practice, where possible, it is recommended that all of the contents of the bag be used, carefully following label directions] **If empty:** Do not reuse this container. Place in trash or offer for recycling if available.

18/34

**If partly filled:** Call your local solid waste agency or 1-800-CLEANUP for disposal instructions. Never place unused product down any indoor or outdoor drain.

#### **Environmental Hazards**

This product is toxic to aquatic invertebrates. Do not apply directly to water, to areas where surface water is present or to intertidal areas below the mean high water mark. Runoff and drift from treated areas may be hazardous to aquatic organisms in neighboring areas. Do not contaminate water when cleaning equipment. Do not clean equipment over hard surfaces or near storm drains.

Atrazine can travel (seep or leach) through soil and enter ground water which may be used as drinking water. Atrazine has been found in ground water. Users are advised not to apply Atrazine to permeable (i.e. well drained) soils where the water table (groundwater) is close to the surface. Your local agricultural agency can provide further information on the type of soil in your area and the location of ground water.

**Not for use under trees, shrubs, bedding plants, or garden plants (see Directions for Use for further explanation).**

#### **UNCONDITIONALLY GUARANTEED**

If you are not satisfied with the  
results from using this product,  
we will refund your purchase price.  
Send evidence of your purchase to:

THE O. M. SCOTT & SONS COMPANY  
MARYSVILLE, OHIO 43041

(Logo) Distributed by:

The O.M. Scott & Sons Company  
Marysville, Ohio 43041

#### **Questions?**

Call Scott's toll-free  
Consumer hotline

1-800-543-TURF  
(In Ohio, 1-800-762-4010)

Open 8:00 a.m. to 5:00 p.m.  
Eastern time

#### **Scotts Policy No-Quibble Guarantee**

If for any reason you are not satisfied with  
results after using this product, you are entitled  
to get your money back. Simply send us  
evidence of purchase and we will mail you a  
refund promptly.

SCOTTS...the lawn people  
Marysville, Ohio 43041

Bonus® S weed control plus lawn fertilizer  
(Weed-and-Feed)

19/34

MASTER LABEL

**Bonus S**  
**EPA Reg. No. 538-18**  
 [NOTE TO PM: High end Range]

Weed Control Plus Lawn  
 Fertilizer

(ILLUS.)  
 THE NAME TO  
 GROW WITH!

Lawn Pro  
 (Scotts®)

Bonus® S  
 Weed control plus  
 lawn fertilizer  
 (Weed-and-Feed)

Treats and Fertilizes 5,000 square feet  
 (Treats and feeds)

**Optional Front Panel Claims and Information**

- Controls weeds and fertilizes your lawn.
- For use on St. Augustine grass (including Floratam), centipede, zoysia, and carpetgrass lawns ONLY
- Builds strong, green turf from the roots up without burning your lawn\*
- Kills dollarweed and other common lawn weeds (as listed)
- Builds thick, green turf from the roots up without burning your lawn\*
- Kills dollarweed and 24 other common lawn weeds
- For best results, apply a Scotts annual program (see back for details)
- Do not apply to lawns or mixed lawns of bahiagrass, bermudagrass, bluegrass, fine fescue, bentgrass, ryegrass, tall fescue, or dichondra.
- Specially formulated with Scotts Poly-S® timed released fertilizer
- Contains both readily available nitrogen for quick green up and controlled release nitrogen for uniform growth and extended feeding.
- Weed control plus lawn fertilizer
- Weed-and-Feed
- Feeds and Greens for up to two months without burning your lawn
- Eliminates dollarweed, chickweed and over 25 common lawn weeds while greening your lawn without rapid, extreme growth.
- Formulated for the home environment.
- Your lawn makes a good environment...and Scotts products help you get the best lawn.

\*When used according to manufacturer's directions.

20/34

**Front Panel Cont.**

CAUTION  
KEEP OUT OF REACH OF CHILDREN

See BACK for additional precautionary statements.

**ACTIVE INGREDIENT:**

Atrazine† ..... 1.2545 %

RELATED COMPOUNDS ..... 0.0660 %

INERT INGREDIENTS ..... 98.6795 %

Total 100.0000 %

EPA Reg. No. 538-18 EPA Est. 538-OH-1

† CAS #1912-24-9

NET WEIGHT XX.XX LBS.

21/34

**GUSSETS:**

**RIGHT GUSSET:**

Treats and Fertilizes 5,000 square feet  
(Treats and feeds)

(Scotts)® Bonus® S  
weed control plus lawn fertilizer  
(Weed-and-Feed)

---

Controls weeds and fertilizes your lawn.

Use on St. Augustine, zoysia, centipede, and carpetgrass lawns only.

XXXX

---

UPC

---

32247 XXXXX

**LEFT GUSSET:**

Treats and Fertilizes 5,000 square feet  
(Treats and feeds)

(Scotts)® Bonus® S  
weed control plus lawn fertilizer  
(Weed-and-Feed)

---

Controls weeds and fertilizes your lawn.

Use on St. Augustine, zoysia, centipede, and carpetgrass lawns only.

XXXX

---

UPC

---

32247 XXXXX

Optional Back Panel Claims
----------------------------

(ILLUS.)

Small, lightweight granules provide complete uniform coverage and are quickly absorbed to help insure control of large and small weeds.

**COVERAGE:**

Treats and fertilizes 5,000 square feet

**APPLICATION:** (See back for details)

Apply in late winter, spring, or fall. Use on St. Augustinegrass, zoysia, centipede, and carpetgrass lawns only.

XX	X	X
NITROGEN	PHOSPHORUS	POTASSIUM
Essential for plant growth; makes grass green.	Stimulates root growth; helps grass multiply.	Makes plant strong; better able to resist drought and extreme heat

**RIGHT COLUMN**

See back for Details  
Scott's  
No-Quibble  
Guarantee

**The Scotts Difference®**  
Perfect Particle™ Technology  
(art: particle with NPK)

Unlike ordinary weed-and-feeds, every particle of Bonus S ® contains Scotts patented timed-release nitrogen plus phosphorus, potassium, and weed control. (See back for details).

**We guarantee thick, green, weed-free turf without risk of burning or surge growth."**

Treats and feeds up to X,XXX sq. ft.

### The Scotts Difference ®

Scotts patented Perfect Particle™ Technology is available only in Scotts® products, so don't be fooled by weed-and-feeds claiming to be "just like Scotts."

Uniform proportions of the major nutrients – timed-release nitrogen plus phosphorus and potassium – and weed control are bonded together in every Bonus S particle, so that they are distributed evenly across the entire lawn, eliminating hit-or-miss feeding and weeding. And the time-released nitrogen feeds your lawn safely, without burning, and steadily for up to 2 months. Because of Scotts exclusive time-released nitrogen, you won't get the rapid surge growth associated with ordinary, fast-released weed-and-feeds. With regular mowing, you will have fewer clippings and may not even have to bag your clippings.

Remember, even weed-and-feeds claiming to contain slow- or controlled-release nitrogen typically are just simple mixes, so they can't deliver the consistent great results you'll get from Scotts patented Perfect Particle Technology. With Scotts Bonus S you can be assured that every particle contains time-released nitrogen, plus the other primary nutrients and weed control.

(photo: simple mix particles)

#### ORDINARY SIMPLE MIXES

- Composed of nutrient and weed control granules of many different sizes and shapes
- Each nutrient may separate from the others in the bag and during application

(photo: SBS particles)

#### SCOTTS TECHNOLOGY

- Bonus S granules are consistent in size and shape
- This gives consistent distribution of particles – and nutrients and weed control – throughout the lawn

(photo: simple mix pattern)

#### ORDINARY SIMPLE MIXES

- Because of the difference in size, shape, and weight of these granules, the amount of individual nutrients and weed control delivered in each square inch of lawn can vary greatly
- Result: uneven, inconsistent weeding and feeding of your lawn

(photo: SBS pattern)

#### SCOTTS TECHNOLOGY

- Bonus S particles deliver the same ratio of nitrogen, phosphorus, and potassium (plus weed control) to every square inch of turf
- Result: even, consistent greening and thickening of your lawn, plus better weed control

**-OR-**

The Scotts Advantage®: All-in-One Particles®\*

Your lawn requires essential nutrients to thrive. Unlike most weed and feeds, every Scotts Bonus S® particle contains nitrogen, phosphorus, potassium, and weed killer, allowing Scotts to evenly disperse the appropriate ration of nutrients and weed control to your whole lawn. Only Scotts All-in-One® particles provide consistent feeding to every square inch of turf for a green, thick, strong lawn.

\*All-in-One = nitrogen, phosphorus, potassium and the weed killer ingredient contained in every particle

(ILLUS.)

#### Bonus S®

- Each All-in-One® particle contains essential nutrients and weed control ingredient
- Evenly dispersed particles provide more consistent feeding and weed control for a green, thick, strong lawn.

(ILLUS.)

#### Ordinary Mixed Weed & Feeds

- Each particle contains fertilizer nutrient with separate particles for weed control
- Particles can separate during application, resulting in inconsistent feeding and weed control.

**What to expect**

Weeds will be eliminated [killed] within 6 weeks and your lawn will be greener in 7 days

(ILLUS.)

**Controls and prevents weeds while feeding your lawn.** Bonus® S gives you a better, weed-free lawn. That's because each small particle delivers weed control for complete coverage. And Bonus® S feeds your lawn with Scotts Trionized® formula to help fill-in and crowd out new weeds.

**CONTROLS 25 [these] common lawn weeds.**

black medic  
blue toadflax  
buckhorn  
Carolina geranium  
(cranesbill)  
chickweed  
dandelion  
dandelion  
dichondra  
dollarweed  
eveningprimrose  
Florida betony  
Florida pursley  
fragrant cudweed (rabbit-  
tobacco)  
Henbit  
lippia (matchweed)  
oxalis (yellow woodsorrel)  
pepperweed  
purslane  
red sorrel (sheep sorrel)  
rescuegrass  
shepherdspurse  
sowthistle  
stinging nettle  
venus lookingglass  
wild mustard



PREVENTS 4 [these] annual weeds:

bull paspalum  
crabgrass  
sedges  
spotted spurge

#### WEEDS PREVENTED OR CONTROLLED

##### WEEDS CONTROLLED

Black medic, blue toadflax, buckhorn, burclover, Carolina geranium (cranesbill), chickweed, dandelion, dichondra, dollarweed, eveningprimrose, Florida betony, Florida pusley, fragrant cudweed (rabbit-tobacco), henbit, lippia (matchweed), oxalis (yellow woodsorrel), pepperweed, purslane, red sorrel (sheep sorrel), rescuegrass, shepherdspurge, sowthistle, stinging nettle, Venus lookingglass, wild mustard.

##### WEEDS PREVENTED

Crabgrass, sedges, spotted spurge, bull paspalum.

**Bonus® S provides even greening.** Each particle of Bonus® S contains nitrogen, phosphorus and potassium. This means that each grass plant receives the feeding it needs so your lawn will grow uniformly thick and green.

**Bonus® S stimulates steady grass growth.** Typical all-soluble fertilizers can cause surge growth. When you mow grass that has grown too fast and too tall, you weaken the grass plant by "scalping." With Bonus® S you have less mowing and less chance of scalping when you mow.

26/34

## 2-MONTH PERIOD

(ILLUS.)  
STEADY GROWTH  
Bonus® S

(ILLUS.)  
SURGE GROWTH  
typical fertilizer

**Bonus® S provides up to 2 months of greening.** The nitrogen in Bonus® S is time-released to help your lawn grow thick and green for up to 2 months.

### Coverage

Treats and fertilizes X,XXX sq. ft.

### How much is enough?

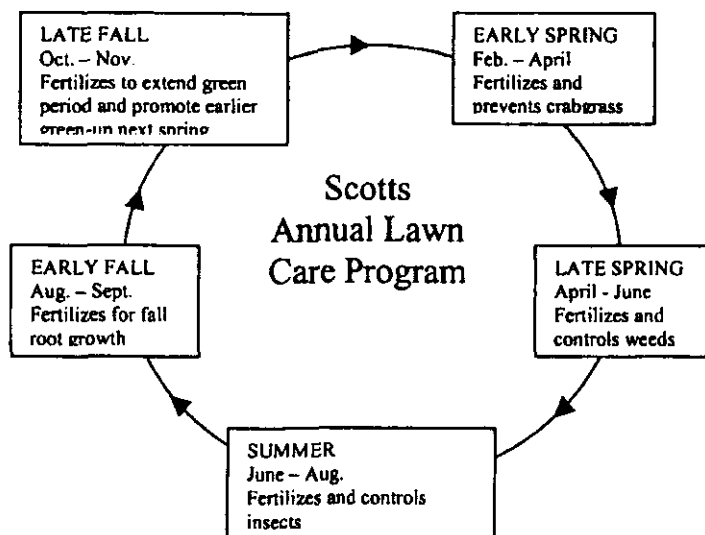
To determine the square footage of your lawn, walk the length and width of your lawn; one average pace equals about 3 feet. Multiply the length of the lawn by the width of the lawn. This equals the area of your lawn in measure square areas, then add the figures together to reach your total lawn size.

A well-maintained lawn provides environmental benefits as well as an attractive and pleasant setting for your home. Healthy grass takes carbon dioxide and pollutants from the air while creating oxygen; it traps dust and prevents erosion; and it reduces the heat, noise, and glare of modern urban areas while providing a safer recreation area.

The timed-release nitrogen in Scotts Super Bonus S weed-and-feed is designed to be absorbed by the grass plants slowly and steadily, to build thick turf that helps prevent runoff and leaching into groundwater.

For best results, apply [the] Scotts Annual [Lawn Care] Program.

- Start the program at any time
- Start anytime . . . just check the month and apply products at 2 month intervals
- Allow two months between applications
- No more guesswork . . . apply the right product at the right time for a thick, green, weed-free lawn



<b>Note to PM: Option #1 Directions for Use</b>
---

**How and when to apply**

Apply in late winter, spring, or fall

**DIRECTIONS FOR USE**

It is violation of federal law to use this product in a manner inconsistent with its labeling.

**Control**

- Apply any time weeds are actively growing. Controls weeds listed under "Controls" above. If complete control is not obtained a second treatment may be required 2 months after the first.
- Apply in the Fall to control winter weeds such as henbit, chickweed, rabbit-tobacco, eveningprimrose.

**Prevention**

- Apply in January, February or early March to prevent germination of these annual weeds: crabgrass, bull paspalum, sedges (from seed), spotted spurge.

**Reentry**

- Do not allow people or pets to enter treatment areas until watering-in is complete and the surface is dry

**Precautions**

- Don't apply to centipede or carpetgrass lawns during the period of winter dormancy—approximately October 15 to March 15 (okay to apply in Florida, however).
- Don't apply to lawns or mixed lawns of bahiagrass, bermudagrass, bluegrass, fine fescue, bentgrass, ryegrass, tall fescue or dichondra because injury may occur.
- Do not apply this product in a way that will contact any person either directly or through drift. Keep people and pets out of area during application
- Do not apply by hand or hand-held rotary devices such as hand-held rotary applicator.
- This product must be WATERED IN IMMEDIATELY after application.

**[Optional] Extreme Temperatures.** Thoroughly rinse particles off the grass blades when temperatures are 80° F or above.

**Seeding/Sprigging.** Apply Bonus® S after sprigging a new St. Augustine or zoysia lawn to prevent competition from germinating weeds. Water the new sprigs, allow the grass blades to dry, then make the application of Bonus® S.

- Don't apply to newly seeded centipede and carpetgrass lawns until after the new grass has been mowed at least twice.
- Don't plant sprigs for one month, or sow new grass seed for six months following application of Bonus® S.

Not for use on or under trees, shrubs, bedding plants, or garden plants.

<b>Note to PM: End of Option #1</b>
-------------------------------------

<b>Note to PM: OPTION #2 Direction for Use</b>
--

### **DIRECTIONS FOR USE**

It is a violation of federal law to use this product in a manner inconsistent with its labeling.

### **USE PRECAUTIONS**

Don't apply to lawns or mixed lawns of bahiagrass, bermudagrass, bluegrass, fine fescue, bentgrass, ryegrass, tall fescue or dichondra because injury may occur. Desirable plants: Don't apply on or under the branch spread (rootzone) of trees, shrubs, bedding plants, flower or garden plants, particularly in compact, slowly draining soils in the Dallas/Ft. Worth areas. Don't apply to newly seeded centipede and carpetgrass lawns until after the new grass has been mowed at least twice. Don't plant sprigs for one month, or sow new grass seed for six months following application. [Optional] Extreme temperatures: Thoroughly rinse particles off the grass blades when temperatures are 80 F or above.

Do not apply this product in a way that will contact any person either directly or through drift. Keep people and pets out of area during application. Do not allow people or pets to enter treatment areas until watering is complete and the surface is dry. Do not apply by hand or hand-held rotary devices such as hand-held rotary applicator.

### **INSTRUCTIONS**

Scotts' Bonus® S weed control; plus lawn fertilizer controls a wide range of lawn weeds, including broadleaf weeds and annual weeds commonly found in home lawns. In addition, a XX-X-X fertilizer provides a supply of plant food need for growth.

- Apply only when grass is dry.
- This product must be WATERED IN IMMEDIATELY after application.

### **CONTROL**

- Apply any time weeds are actively growing. Controls weeds listed below. If complete control is not obtained, a second treatment may be required 2 months after the first.
- Apply in the Fall to control winter weeds such as henbit, chickweed, rabbit-tobacco, eveningprimrose.

### **PREVENTION**

- Apply in January, February, or early March to prevent germination of these annual weeds: crabgrass, bull paspalum, sedges (from seed), and spotted spurge.
- Don't apply to centipede or carpetgrass lawns during the period of winter dormancy – approximately October 15 to March 15 (okay to apply in Florida, however).

### **REENTRY**

- People and pets may re-enter treated area after product is watered-in and surface is dry

### **SPRIGGING**

- Apply after sprigging a new St. Augustine or zoysia lawn to prevent competition from germinating weeds. Water the new sprigs, allow the grass blades to dry, then make the application.

**Note to PM: End of Option #2**

**Note to PM: Option #3 Directions for Use**

**How and when to apply**

Apply in late winter, spring, or fall

**DIRECTIONS FOR USE**

It is violation of federal law to use this product in a manner inconsistent with its labeling.

- Do not apply to lawns or mixed lawns of bahiagrass, bermudagrass, bluegrass, fine fescue, bentgrass, ryegrass, tall fescue or dichondra because injury may occur.
- Apply only when grass is dry.
- This product must be WATERED IN IMMEDIATELY after application.
- Do not apply on or under the branch spread (rootzone) of trees, shrubs, bedding plants, flowers, or garden plants, particularly in compact slowly draining soils.
- Do not apply by hand or hand-held rotary devices such as hand-held rotary applicator.
- Do not apply this product in a way that will contact any person either directly or through drift. Keep people and pets out of area during application.

**Control**

- Apply any time weeds are actively growing. For severe weed problems, a second treatment may be required 2 months after the first.
- Apply in the Fall to control winter weeds such as henbit, chickweed, rabbit-tobacco, eveningprimrose.

**Reentry**

- Do not allow people or pets to enter treatment areas until watering-in is complete and the surface is dry.

**Prevention**

- Apply in January, February or early March to prevent germination of annual weeds: crabgrass, bull paspalum, sedges (from seed), and spotted spurge.
- Don't apply to centipede or carpetgrass lawns during the period of winter dormancy – approximately October 15 to March 15 (Okay to apply in Florida, however)

**Seeding/sodding/sprigging**

- Apply Bonus® S after sprigging/sodding a new St. Augustine or zoysia lawn to prevent competition from germinating weeds. Water the new sprigs/sod, allow the grass blades to dry, then make the application of Bonus® S.
- Don't apply to newly seeded centipede and carpetgrass lawns until after the new grass has been mowed at least twice.
- Don't plant sprigs/sod for one month, or sow new grass seed for six months following application of Bonus® S.

Not for use on or under trees, shrubs, bedding plants, or garden plants.

**Note to PM: End of Options #3**

### Note to PM: Option #4 Directions for Use

#### How and when to apply

Apply in late winter, spring, or fall

#### DIRECTIONS FOR USE

It is violation of federal law to use this product in a manner inconsistent with its labeling.

#### Application Precautions

- This product must be WATERED IN IMMEDIATELY after application.
- Do not apply on or under the branch spread (rootzone) of trees, shrubs, bedding plants, flowers, or garden plants, particularly in compact slowly draining soils.
- Do not apply by hand or hand-held rotary devices such as hand-held rotary applicator.
- Do not apply this product in a way that will contact any person either directly or through drift. Keep people and pets out of area during application.

#### Re-entry

- Do not allow people or pets to enter treatment areas until watering-in is complete and the surface is dry.

#### For Control

- Apply any time weeds are actively growing. Controls weeds listed under "Controls" above. If complete control is not obtained a second treatment may be required 2 months after the first.
- Apply in the Fall to control winter weeds such as henbit, chickweed, rabbit-tobacco, and eveningprimrose.

#### For Prevention

- Apply in January, February or early March to prevent germination of annual weeds: crabgrass, bull paspalum, sedges (from seed), and spotted spurge.
- Don't apply to centipede or carpetgrass lawns during the period of winter dormancy – approximately October 15 to March 15 (Okay to apply in Florida, however)

Do not apply to lawns or mixed lawns of bahiagrass, bermudagrass, bluegrass, fine fescue, bentgrass, ryegrass, tall fescue or dichondra because injury may occur

#### Seeding/sodding/sprigging

- Apply Bonus® S after sprigging/sodding a new St. Augustine or zoysia lawn to prevent competition from germinating weeds. Water the new sprigs/sod, allow the grass blades to dry, then make the application of Bonus® S.
- Don't apply to newly seeded centipede and carpetgrass lawns until after the new grass has been mowed at least twice.
- Don't plant sprigs/sod for one month, or sow new grass seed for six months following application of Bonus® S.

### Note to PM: End of Options #4

Optional Spreading Information
--------------------------------

### Spreading Tips

**DESIRABLE PLANTS:** DON'T APPLY ON OR UNDER THE BRANCH SPREAD (ROOTZONE) OF TREES, SHRUBS, BEDDING PLANTS, FLOWERS OR GARDEN PLANTS, PARTICULARLY IN COMPACT SLOWLY DRAINING SOILS IN THE DALLAS-FT. WORTH AREA

Scotts recommends the PF Spreader to receive the maximum value from Bonus® S.

For best results, use a Scotts spreader:

**Scotts Drop:** Mow lawn first if grass is tall enough to touch the bottom of the spreader. First apply two header strips. Then operate spreader the longest way of the lawn. Overlap wheel marks to insure uniform feeding. Shut off spreader when you have reached the header strips or stopped.

(ILLUS.)

**Scotts EasyGreen™ Rotary:** Shut off spreader anytime you stop. For complete coverage make each pass about five feet from the previous one so some overlapping occurs. Avoid applying this product on flower, vegetable and shrub plantings.

(ILLUS.)

**Scotts SpeedyGreen™ Rotary:** Shut off spreader anytime you stop. For complete coverage make each pass about five feet from the previous one so some overlapping occurs. Avoid applying this product on flower, vegetable and shrub plantings.

(ILLUS.)

Spreader Setting  
(covers X,XXX sq ft)

Spreader	Spreader Setting
Scotts Drop Spreader	X
Scotts EasyGreen®	XX
Scotts SpeedyGreen®	X

Additional Spreader Settings:

Cyclone Rotary (Model B)	X
Central Drop (#205)	X
Sears Drop (#19810)	X
Ortho Drop (#5000)	X
Green View Drop	X
Precision Drop	X

(Non-Scotts spreader settings are approximate. You may need to adjust for proper coverage.)

**-OR-**

**Spreading tips**

For best results, use  
a Scotts spreader

**DESIRABLE PLANTS: DO NOT APPLY ON OR UNDER THE BRANCH SPREAD (ROOTZONE) OF TREES, SHRUBS, BEDDING PLANTS, FLOWERS, OR GARDEN PLANTS, PARTICULARLY IN COMPACT, SLOWLY DRAINING SOILS IN THE DALLAS-FT WORTH AREAS.**

[Spreader]	Spreader Setting REGULAR RATE covers 5,000 sq. ft.	DIRECTIONS
Scotts Drop Spreaders	X	Mow lawn first; apply 2 header strips; apply longest direction of lawn, overlapping wheel marks.
Scotts EasyGreen® Rotary	X	Make each pass about XX inches from previous pass to overlap spread width.
Scotts SpeedyGreen® Rotary	X	Make each pass about X feet from previous pass to overlap spread width.

**-OR-**

**SPREADER SETTINGS**

Always apply fertilizer products with a spreader. Avoid applying this product on flower, vegetable and shrub plantings.

Scotts SpeedyGreen™ Rotary.....	X	Scotts EasyGreen® Rotary.....	X
Scotts Drop.....	X	Sears Drop (#19810).....	X
Greenview Drop (Spred II).....	X	Ortho Drop (#5000).....	X
Central Drop (#205).....	X	Precision Drop (Red Devil).....	X
Cyclone Rotary.....	X	Ortho Rotary.....	X

Above spreader settings are approximate. You may need to adjust for proper coverage.



-OR-

#### Spreading Tips

Apply header strips. Then apply product in longest directions of lawn (ILLUS.)

#### Spreader Setting

For best results, use a Scotts spreader

		Directions
Scotts AccuGreen® Drop Spreader	XX	Mow lawn first; apply 2 header strips; apply longest direction of lawn, overlapping wheel marks.
Scotts PrecisionGreen® & EdgeGuard® Rotary Spreader	XX	Mow lawn first; apply 2 header strips apply longest directions of lawn, overlapping wheel marks.
Scotts SpeedyGreen® & EdgeGuard® Rotary Spreader	XX	Make each pass about 5 feet from previous pass to overlap spread width..
Additional Spreader Settings:		
EZ Drop, Republic (#530)	X	
EZ Broadcast, Republic (#540)	X	
Scotts Broadcast Tractor Spreader	X	

(Non-Scotts spreader settings are approximate. You may need to adjust for proper coverage.)

#### First Aid and Environmental Information [Optional heading]

##### Keep Out of Reach of Children

##### CAUTION

##### Precautionary Statements

##### Hazards to Humans and Domestic Animals

CAUTION, causes eye irritation. Avoid contact with eyes, skin, or clothing. Harmful if swallowed. Do not contaminate water used for irrigation or domestic purposes. Do not graze treated areas. Do not feed clippings to livestock.

#### FIRST AID

**If in eyes:** Hold eye open and rinse slowly and gently with water for 15-20 minutes. Remove contact lenses, if present, after first 5 minutes, then continue rinsing eye. **If on skin or clothing:** Take off contaminated clothing. Rinse skin immediately with plenty of water for 15-20 minutes. **If swallowed:** Call A poison control center or doctor immediately for treatment advice. Have person sip a glass of water if able to swallow. Do not induce vomiting unless told to do so by a poison control center or doctor. Do not give anything by mouth to an unconscious person. **If inhaled:** Move person to fresh air. If person is not breathing, call 911 or an ambulance, then give artificial respiration, preferably by mouth-to-mouth, if possible.

Call a poison control center or doctor for treatment advice. Have the product container or label with you when calling poison control center or doctor, or going for treatment.

##### Storage and Disposal

**STORAGE:** Store in a clean, dry place. Reseal opened bag by folding top down and securing.

**DISPOSAL:** [Optional statement: As a responsible environmental practice, where possible, it is recommended that all of the contents of the bag be used, carefully following label directions] **If empty:** Do not reuse this container. Place in trash or offer for recycling if available.

34/34

**If partly filled:** Call your local solid waste agency or 1-800-CLEANUP for disposal instructions. Never place unused product down any indoor or outdoor drain.

#### **Environmental Hazards**

This product is toxic to aquatic invertebrates. Do not apply directly to water, to areas where surface water is present or to intertidal areas below the mean high water mark. Runoff and drift from treated areas may be hazardous to aquatic organisms in neighboring areas. Do not contaminate water when cleaning equipment. Do not clean equipment over hard surfaces or near storm drains. Atrazine can travel (seep or leach) through soil and enter ground water which may be used as drinking water. Atrazine has been found in ground water. Users are advised not to apply Atrazine to permeable (i.e. well drained) soils where the water table (groundwater) is close to the surface. Your local agricultural agencies can provide further information on the type of soil in your area and the location of ground water.

**Not for use under trees, shrubs, bedding plants, or garden plants (see Directions for Use for further explanation).**

#### **UNCONDITIONALLY GUARANTEED**

If you are not satisfied with the results from using this product, we will refund your purchase price. Send evidence of your purchase to:

**THE O. M. SCOTT & SONS COMPANY  
MARYSVILLE, OHIO 43041**

**(Logo) Distributed by:**

**The O.M. Scott & Sons Company  
Marysville, Ohio 43041**

#### **Questions?**

**Call Scott's toll-free  
Consumer hotline**

**1-800-543-TURF  
(In Ohio, 1-800-762-4010)**

**Open 8:00 a.m. to 5:00 p.m.  
Eastern time**

**Scotts Policy  
No-Quibble Guarantee**

**If for any reason you are not satisfied with results after using this product, you are entitled to get your money back. Simply send us evidence of purchase and we will mail you a refund promptly.**

**SCOTT'S...the lawn people  
Marysville, Ohio 43041**

**Bonus® S weed control plus lawn fertilizer  
(Weed-and-Feed)**