



UNITED STATES ENVIRONMENTAL PROTECTION AGENCY  
WASHINGTON, DC 20460

OFFICE OF CHEMICAL SAFETY  
AND POLLUTION PREVENTION

June 20, 2018

James Nyangulu  
U.S. Agency Regulatory Affairs Manager  
Monsanto Company  
1300 I (Eye) St NW  
Washington, DC 20005

Subject: PRIA Label Amendment – New Use on Alfalfa  
Product Name: Warrant Herbicide  
EPA Registration Number: 524-591  
Application Date: December 1, 2016  
Decision Number: 524220

Dear Mr. Nyangulu:

The application referred to above, submitted in connection with registration under the Federal Insecticide, Fungicide and Rodenticide Act, as amended, is acceptable under FIFRA Section 3(c)(7)(B), subject to the following conditions:

1. You must submit and/or cite all data required for registration/reregistration/registration review of your product under FIFRA when the Agency requires all registrants of similar products to submit such data.
2. You are required to comply with the data requirements described in the DCI identified below:

Acetochlor GDCI-121601-1660

You must comply with all of the data requirements within the established deadlines. If you have questions about the Generic DCI listed above, you may contact the Chemical Review Manager in the Pesticide Reevaluation Division:

<http://iaspub.epa.gov/apex/pesticides/f?p=chemicalsearch:1>

A stamped copy of your labeling is enclosed for your records. This labeling supersedes all previously accepted labeling. You must submit one (1) copy of the final printed labeling before you release the product for shipment with the new labeling. In accordance with 40 CFR 152.130(c), you may distribute or sell this product under the previously approved labeling for 18 months from the date of this letter. After 18 months, you may only distribute or sell this product if it bears this new revised labeling or subsequently approved labeling. "To distribute or sell" is defined under FIFRA section 2(gg) and its implementing regulation at 40 CFR 152.3.

Should you wish to add/retain a reference to the company's website on your label, then please be aware that the website becomes labeling under the Federal Insecticide Fungicide and Rodenticide Act and is subject to review by the Agency. If the website is false or misleading, the product would be misbranded and unlawful to sell or distribute under FIFRA section 12(a)(1)(E). 40 CFR 156.10(a)(5) list examples of statements EPA may consider false or misleading. In addition, regardless of whether a website is referenced on your product's label, claims made on the website may not substantially differ from those claims approved through the registration process. Therefore, should the Agency find or if it is brought to our attention that a website contains false or misleading statements or claims substantially differing from the EPA approved registration, the website will be referred to the EPA's Office of Enforcement and Compliance.

Your release for shipment of the product constitutes acceptance of these conditions. If these conditions are not complied with, the registration will be subject to cancellation in accordance with FIFRA section 6. If you have any questions, please contact Reuben Baris by phone at 703-305-7356, or via email at [baris.reuben@epa.gov](mailto:baris.reuben@epa.gov).

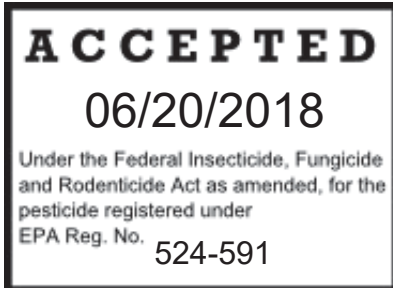
Sincerely,

A handwritten signature in blue ink that reads "Dan Kenny" with a stylized flourish at the end.

Dan Kenny, Chief  
Herbicide Branch  
Registration Division (7505P)  
Office of Pesticide Programs

Enclosure

MASTER LABEL FOR EPA REG. NO. 524-591



Registered Brand Names:

Primary Brand Name:

**MON 63410 Herbicide**

Alternate Brand Name:

**WARRANT® Herbicide**

Master Label Table of Contents

Part I.	CONTAINER LABELS	Pages 2 – 24
	1.0 CONTAINER LABELS WITH SEPARATE DIRECTIONS FOR USE BOOKLET	
	1.1 Complete Label Text for Container Label with Separate Directions for Use Booklet	
	2.0 EXTENDED CONTENT LABELS	
	2.1 Base Label for Extended Content Labels	
	2.2 Extended Content	
	3.0 SECONDARY PACKAGING FOR SHIPPING AND SALE	
	3.1 Secondary Packaging for Two 2.5-Gallon Nonrefillable Containers	
	4.0 TRANSPORT VEHICLE LABEL (AS DEFINED AT 40 CFR 156.3)	
Part II.	DIRECTIONS FOR USE	Pages 25 – 62

# I. CONTAINER LABELS

## 1.0 CONTAINER LABELS WITH SEPARATE DIRECTIONS FOR USE BOOKLET

[Pesticide containers that have the complete directions for use booklet or pamphlet attached separately as labeling to, and detachable from, the container, require a label that is securely attached to the pesticide container.]

### 1.1 Complete Label Text for Container Label with Separate Directions for Use Booklet

[The following is the complete label text that can appear as a single or dual (front and back) container label, with separate, detachable complete directions for use labeling (booklet). This container label may also appear as a multi-page label (see the following section for minimum base-label content). The First Aid may appear on any panel of the container, but unless EPA decides otherwise, it must be visible without opening a label.]

[FRONT PANEL]

**[INSERT BRAND NAME]** [Logo optional]

**[Insert brand name]** is an encapsulated herbicide for weed control in Alfalfa, Field Corn, Production Seed Corn, Cotton, Peanuts, Forage or Grain Sorghum (Milo), Soybeans, and Sugar Beets.

ACETOCHLOR	GROUP	15	HERBICIDE
------------	-------	----	-----------

[Optional text: SHAKE WELL BEFORE USING]

[Optional label text:

**Roundup Ready Plus™**  
**Crop Management Solutions]**

[Optional marketing claims and/or logos in this Master Label may be added to the Front Panel, if space allows]

---

#### ACTIVE INGREDIENT:

*Acetochlor.....	33.0%
OTHER INGREDIENTS .....	67.0%
	100.0%

\*Contains 359 grams/liter or 3.0 pounds/gallon of 2-chloro- N-ethoxymethyl-N-(2-ethyl-6-methylphenyl) acetamide.

---

[Optional label text that will be updated at the time of printing, if necessary: This product is protected by U.S. Patent Nos. 5,225,570 and 5,925,595.]

[Optional label text, if applicable: Other Patents Pending.]

[Optional label text, if applicable: No license granted under any non-U.S. patent(s).]

[Option to insert reference to a Monsanto Patent Website: Licensed U.S. Patents for [INSERT BRAND NAME] can be found at the following web page: [www.monsantotechnology.com](http://www.monsantotechnology.com)]

EPA Reg. No. 524-591

[date-version]

EPA Est. No. *[Insert appropriate EPA establishment number: 524-IA-1; or Other; or blank space]*

Not for Sale, Sale into, Distribution and/or Use in Nassau and Suffolk Counties of New York State.

Keep out of reach of children.

## CAUTION!

*[Optional label statement, if applicable for front-and-back container label: See back panel for additional]*

*[Optional text, as applicable: Precautionary statements [and] First Aid]*

*[Optional label statement, if applicable for multi-page container label: See inside for additional Precautions]*

See attached label booklet for Complete Directions for Use *[Optional text: in English and Spanish]*.

*[Alternative label statement: See attached pamphlet for Complete Directions for Use. [Optional text: in English and Spanish].*

*[Alternative label statement: See inside for Complete Directions for Use] [Optional text: in English and Spanish].*

*[Alternative label statement: Carefully follow detailed instructions in label booklet.] [Optional text: in English and Spanish].*

*[Alternative label statement: Carefully follow detailed instructions in label pamphlet.] [Optional text: in English and Spanish].*

Read the entire label before using this product.

Use only according to label instructions.

Read "LIMIT OF WARRANTY AND LIABILITY" statement *[Optional text, if statement not included on the container label: at the end of the attached label booklet]* before buying or using. If terms are not acceptable, return at once unopened.

NET *[insert appropriate value]* GAL *[or other appropriate unit of measure]* *[Alternative text: NET CONTENTS]*

Packed for:  
MONSANTO COMPANY  
800 N. LINDBERGH BLVD.  
ST. LOUIS, MISSOURI 63167 USA

*[Optional text for front panel of multipage container labels: OPEN HERE]*

*[ADDITIONAL CONTENT THAT MAY APPEAR ON ANY PANEL OF, OR INSIDE, MULTI-PAGE CONTAINER LABEL:]*

---

### PRECAUTIONARY STATEMENTS

---

#### Hazards to Humans and Domestic Animals

---

Keep out of reach of children.

## CAUTION!

HARMFUL IF ABSORBED THROUGH THE SKIN OR INHALED.  
 MAY CAUSE ALLERGIC SKIN REACTION. Prolonged or frequently repeated skin contact may cause allergic reactions in some individuals.  
 Avoid breathing vapor or spray mist.  
 Remove contaminated clothing and wash before reuse.  
 Avoid contact with skin or clothing. Wash thoroughly with soap and water after handling.

*[THE FOLLOWING FIRST AID MAY APPEAR ON ANY PANEL OF THE CONTAINER, BUT UNLESS EPA DECIDES OTHERWISE, IT MUST BE VISIBLE WITHOUT OPENING A LABEL]*

<b>FIRST AID:</b> Call a poison control center or doctor for treatment advice	
<b>IF ON SKIN OR CLOTHING</b>	<ul style="list-style-type: none"> <li>• Take off contaminated clothing.</li> <li>• Rinse skin immediately with plenty of water for 15-20 minutes.</li> <li>• Sensitized persons should avoid further contact and reuse of contaminated clothing.</li> </ul>
<b>IF INHALED</b>	<ul style="list-style-type: none"> <li>• Move person to fresh air.</li> <li>• If person is not breathing, call 911 or an ambulance, then give artificial respiration, preferably by mouth-to-mouth, if possible.</li> </ul>
<ul style="list-style-type: none"> <li>• Have the product container or label with you when calling a poison control center or doctor, or going for treatment.</li> <li>• You may also contact <b>(314) 694-4000</b>, collect day or night, for emergency medical treatment information</li> <li>• This product is identified as <b>[Insert Brand Name], EPA Registration No. 524-591</b></li> </ul>	

*[ADDITIONAL CONTENT THAT MAY APPEAR ON ANY PANEL OF, OR INSIDE, MULTI-PAGE CONTAINER LABEL:]*

**Personal Protective Equipment (PPE):**

Some of the materials that are chemical-resistant to this product are listed below.

**Applicators and other handlers must wear:** long-sleeved shirt and long pants, chemical-resistant gloves made of any waterproof material such as polyethylene or polyvinylchloride, and shoes plus socks.

Follow manufacturer's instructions for cleaning/maintaining PPE. If no such instructions for washables exist, use detergent and hot water. Keep and wash PPE separately from other laundry.

**Engineering Controls:** When handlers use closed systems, or enclosed cabs in a manner that meets the requirements listed in the Worker Protection Standard (WPS) for agricultural pesticides [40 CFR 170.240(d)(4-6)], the handler PPE requirements may be reduced or modified as specified in the WPS.

<p><b>User Safety Recommendations:</b>          Users should:</p> <ul style="list-style-type: none"> <li>• Wash hands before eating, drinking, chewing gum, using tobacco or using the toilet.</li> <li>• Remove clothing/PPE immediately if pesticide gets inside. Then wash thoroughly and put on clean clothing.</li> <li>• Remove PPE immediately after handling this product. Wash the outside of gloves before removing. As soon as possible, wash thoroughly and change into clean clothing.</li> </ul>
--

**Environmental Hazards**

This product is toxic to fish. Do not apply directly to water, or to areas where surface water is present or to intertidal areas below the mean high water mark. Do not contaminate water when disposing of equipment wash water.

This chemical demonstrates the properties and characteristics associated with chemicals detected in ground water. The use of this chemical in areas where soils are permeable, particularly where the ground water is shallow, may result in ground water contamination.

Acetochlor has properties that may result in surface water contamination via dissolved runoff and runoff erosion. Followed practices to minimize the potential for dissolved runoff and/or runoff erosion.

### DIRECTIONS FOR USE

It is a violation of Federal law to use this product in any manner inconsistent with its labeling. This product may only be used in accordance with the Directions for Use on this label or in separately published supplemental labeling. Supplemental labeling can be obtained from your Authorized Monsanto Retailer or Monsanto Company Representative.

Do not apply this product in a way that will contact workers or other persons, either directly or through drift. Only protected handlers may be in the area during application. For any requirements specific to your State or Tribe, consult the agency responsible for pesticide regulation.

Not for Sale, Sale Into, Distribution and/or Use in Nassau and Suffolk Counties of New York State.

#### Agricultural Use Requirements

Use this product only in accordance with its labeling and with the Worker Protection Standard, 40 CFR part 170. This Standard contains requirements for the protection of agricultural workers on farms, forests, nurseries, and greenhouses, and handlers of agricultural pesticides. It contains requirements for training, decontamination, notification and emergency assistance. It also contains specific instructions and exceptions pertaining to the statements on this label about personal protective equipment (PPE) and restricted-entry interval. The requirements in this box only apply to uses of this product that are covered by the Worker Protection Standard.

Do not enter or allow worker entry into treated areas during the **restricted entry interval (REI) of 12 hours**. Exception: if the product is soil-injected or soil-incorporated, the Worker Protection Standard, under certain circumstances, allows workers to enter the treated area if there will be no contact with anything that has been treated.

PPE required for early entry to treated areas that is permitted under the Worker Protection Standard and that involves contact with anything that has been treated, such as plants, soil, or water, are: **coveralls, chemical-resistant gloves made of any waterproof material, and shoes plus socks.**

*[Alternative Agricultural Use Requirements statement for products with a separate directions-for-use booklet or pamphlet:*

#### Agricultural Use Requirements

Use this product only in accordance with its labeling and with the Worker Protection Standard, 40 CFR part 170. Refer to supplemental labeling under "AGRICULTURAL USE REQUIREMENTS" in the DIRECTIONS FOR USE section for information about this standard.

### STORAGE AND DISPOSAL

Proper pesticide storage and disposal are essential to protect against exposure to people and the environment due to leaks and spills, excess product or waste, and vandalism. Do not allow this product to contaminate water, foodstuffs, feed or seed by storage or disposal.

**PESTICIDE STORAGE:** Store pesticides away from food, pet food, feed, seed, fertilizers, and veterinary supplies. Keep container closed to prevent spills and contamination.

**PESTICIDE DISPOSAL:** To avoid wastes, use all material in this container, including rinsate, by application according to label directions. If wastes cannot be avoided, offer remaining product to a waste disposal facility or pesticide disposal program. Such programs are often run by state or local governments or by industry. All disposal must be in accordance with applicable federal, state and local regulations and procedures.

**CONTAINER HANDLING AND DISPOSAL:** *[Insert appropriate Container Handling and Disposal Statement and Refilling Limitation from the following options:]*

**[FOR NONREFILLABLE RIGID PLASTIC 2.5-GALLON CONTAINERS AND OTHER CONTAINERS OF GREATER THAN 1-GALLON BUT EQUAL TO OR LESS THAN 5-GALLON CAPACITY]**

Nonrefillable container. Do not reuse this container to hold materials other than pesticides or dilute pesticides (rinsate). After emptying and cleaning, it may be allowable to temporarily hold rinsate or other pesticide-related materials in the container. Contact your state regulatory agency to determine allowable practices in your state.

*[Alternate container statement: Nonrefillable container. Do not reuse or refill this container.]*

Triple rinse or pressure rinse (or equivalent) this container promptly after emptying.

Triple rinse as follows: Empty the remaining contents into application equipment or a mix tank and drain for 10 seconds after the flow begins to drip. Fill the container 1/4 full with water and recap. Shake for 10 seconds. Pour rinsate into application equipment or a mix tank or store rinsate for later use or disposal. Drain for 10 seconds after the flow begins to drip. Repeat this procedure two more times.

Pressure rinse as follows: Empty the remaining contents into application equipment or a mix tank and continue to drain for 10 seconds after the flow begins to drip. Hold container upside down over application equipment or mix tank or collect rinsate for later use or disposal. Insert pressure rinsing nozzle in the side of the container, and rinse at about 40 PSI for at least 30 seconds. Drain for 10 seconds after the flow begins to drip.

Once properly rinsed, some agricultural plastic pesticide containers can be taken to a container collection site or picked up for recycling. To find the nearest site, contact your chemical dealer or Monsanto at 1-800-768-6387. If recycling is not available, dispose of in accordance with federal, state, and local regulations and procedures, which may include puncturing the properly rinsed container and disposing in a sanitary landfill.

*[Alternate container disposal statement: Then offer this container for recycling, if available. If recycling is not available, dispose of in accordance with federal, state, and local regulations and procedures, which may include puncturing the properly rinsed container and disposing in a sanitary landfill.]*

**[FOR NONREFILLABLE RIGID PLASTIC 30-GALLON CONTAINERS AND OTHER CONTAINERS OF GREATER THAN 5-GALLON CAPACITY]**

Nonrefillable container. Do not reuse or refill this container.

*[Alternate container statement: Nonrefillable container. Do not reuse this container to hold materials other than pesticides or dilute pesticides (rinsate). After emptying and cleaning, it may be allowable to*



temporarily hold rinsate or other pesticide-related materials in the container. Contact your state regulatory agency to determine allowable practices in your state.]

Triple rinse or pressure rinse (or equivalent) this container promptly after emptying.

*[Optional label text: For containers not equipped with pumping systems,] Triple rinse as follows: Empty the remaining contents into application equipment or a mix tank. Fill the container 1/4 full with water. Replace and tighten closures. Tip container on its side and roll it back and forth, ensuring at least one revolution, for 30 seconds. Stand the container on its end and tip it back and forth several times. Turn the container over onto its other end and tip it back and forth several times. Empty the rinsate into application equipment or a mix tank or store rinsate for later use or disposal. Drain for 10 seconds after the flow begins to drip. Repeat this procedure two more times.*

*[Alternative or additional triple rinsing instructions for large containers equipped with pumping systems: [Optional label text: For large containers equipped with pumping systems,] Triple rinse as follows: Empty the remaining contents into application equipment or mix-tank. Fill the container about 10 percent full with water. Agitate vigorously or recirculate water with the pump for 2 minutes. Pour or pump rinsate into application equipment or rinsate collection system. Repeat this rinsing procedure two more times.]*

Pressure rinse as follows: Empty the remaining contents into application equipment or a mix tank and continue to drain for 10 seconds after the flow begins to drip. Hold container upside down over application equipment or mix tank or collect rinsate for later use or disposal. Insert pressure rinsing nozzle in the side of the container, and rinse at about 40 PSI for at least 30 seconds. Drain for 10 seconds after the flow begins to drip.

Once properly rinsed, some agricultural plastic pesticide containers can be taken to a container collection site or picked up for recycling. *[Alternate container disposal statement: Then offer this container for recycling, if available. If recycling is not available, dispose of in accordance with federal, state, and local regulations and procedures, which may include puncturing the properly rinsed container and disposing in a sanitary landfill.]*

*[Optional container disposal statement: Some container manufacturers offer container recycling. See additional information regarding manufacturer recycling programs attached to the container, if available. If no recycling information is available on the container, contact your chemical dealer or Monsanto Company at 1-800-768-6387.]*

*[Optional container disposal statement: To find the nearest site, contact your chemical dealer or Monsanto at 1-800-768-6387.]*

If recycling is not available, dispose of in accordance with federal, state, and local regulations and procedures, which may include puncturing the properly rinsed container and disposing in a sanitary landfill.

*[Optional container disposal statement: Return Properly Rinsed Container to Monsanto for Recycling – Call 1-800-768-6387.]*

*[Optional additional container disposal statement: IBC EMPTY? – FREE CALL – 1-888-SCHUETZ (1-888-724-8389) [www.schuetz.net/ticket](http://www.schuetz.net/ticket); Schuetz ticket service]*

*[Optional additional container disposal statements: RETURNnet SYSTEM – To return empty IBC's Email or Call – [www.returnnetsystem.com](http://www.returnnetsystem.com) – 1-888-758-SHIP – United States (1-888-758-7447 – IBCNA – Clarkston, Michigan – USA]*

**[CONTAINER HANDLING AND DISPOSAL STATEMENT AND REFILLING LIMITATIONS FOR ALL REFILLABLE CONTAINERS, EXCEPT TRANSPORT VEHICLES]**

Refillable container. Refill this container with pesticide only. Do not reuse this container for any other purpose.

Cleaning this container before refilling is the responsibility of the refiller. Cleaning this container before final disposal is the responsibility of the person disposing of the container.

To clean this container before final disposal, empty the remaining contents from this container into application equipment or a tank mix. Fill the container about 10 percent full with water. Agitate vigorously or recirculate water with the pump for 2 minutes. Pour or pump rinsate into application equipment or rinsate collection system. Repeat this rinsing procedure two more times. Then offer the container for recycling, if available.

[*Optional container disposal statement:* To obtain information about recycling refillable containers, contact Monsanto Company at 1-800-768-6387.]

[*Optional container disposal statement:* Some container manufacturers offer container recycling. See additional information regarding manufacturer recycling programs attached to this container, if available. If no recycling information is available on this container, contact your chemical dealer or Monsanto Company at 1-800-768-6387 to find the nearest recycling location.]

[*Optional additional container disposal statements:* IBC EMPTY? – FREE CALL – 1-888-SCHUETZ (1-888-724-8389) [www.schuetz.net/ticket](http://www.schuetz.net/ticket); Schuetz ticket service]

[*Optional additional container disposal statements:* FREE IBC PICKUP] [For continental USA only.]

[*Optional additional container disposal statements:* RETURNnet SYSTEM – To return empty IBC's Email or Call – [www.returnnetsystem.com](http://www.returnnetsystem.com) – 1-888-758-SHIP – United States (1-888-758-7447 – IBCNA – Clarkston, Michigan – USA)]

[*Optional container disposal statement:* Return Properly Rinsed Container to Monsanto for Recycling – Call 1-800-768-6387.]

[*Optional additional container label statements for the CUBE refillable packaging system only:*

**CUBE** Monsanto Refillable Delivery System

FEATURES INCLUDE:

- Automatic Venting
  - Heavy duty one-way 2-inch camloc ball valve with protective shield door
  - Complete coated steel protective enclosure
  - Durable 4-way plastic pallet
- Lift door to access one-way valve]

[*Optional label text:* FOR PRODUCT INFORMATION OR ASSISTANCE IN USING THIS PRODUCT, CALL TOLL-FREE, 1-800-332-3111]

[*Insert LOT number or LOT number will be printed directly on the container*]

[*Insert print plate number and barcode(s) as applicable*]

©[*Insert year*]

*Optional text that can be placed on the area of the base label where the directions for use booklet or pamphlet is attached and can only be seen if the booklet or pamphlet is removed:* COMPLETE DIRECTIONS FOR USE BOOKLET HAS BEEN REMOVED]

[Optional text that can be placed on the area of the base label where the directions-for-use booklet is attached and can only be seen if the booklet is removed:

PLACE  
Complete Directions for Use Booklet  
HERE]

[Optional: Insert Monsanto and Vine Design]

## 2.0 EXTENDED CONTENT LABELS

[Extended content labels (ECL) have the complete directions for use attached as additional pages directly to a base label that is securely attached to the pesticide product container. The First Aid may appear on any panel of the container, but unless EPA decides otherwise, it must be visible without opening a label.]

### 2.1 Base Label for Extended Content Labels (ECL)

[The following text represents the MINIMUM information that must be on the base label that is securely attached to the primary pesticide product container. Additional label information from the complete directions for use sections and the extended label contents included in this Master Label may be added to this base label as space allows.]

[**INSERT BRAND NAME**] [Logo optional]

[Insert brand name] is an encapsulated herbicide for weed control in Alfalfa, Field Corn, Production Seed Corn, Cotton, Peanuts, Forage or Grain Sorghum (Milo), Soybeans, and Sugar Beets.

ACETOCHLOR	GROUP	15	HERBICIDE
------------	-------	----	-----------

[Optional text: SHAKE WELL BEFORE USING]

[Optional label text:

**Roundup Ready Plus™**  
**Crop Management Solutions]**

[Optional marketing claims and/or logos in this Master Label may be added to Base Label, if space allows]

---

ACTIVE INGREDIENT:

\*Acetochlor.....33.0%  
OTHER INGREDIENTS ..... 67.0%  
100.0%

\*Contains 359 grams/liter or 3.0 pounds/gallon of 2-chloro- N-ethoxymethyl-N-(2-ethyl-6-methylphenyl) acetamide.

---

Not for Sale, Sale Into, Distribution and/or Use in Nassau and Suffolk Counties of New York State.

[Alternate statement: Read the "LIMIT OF WARRANTY AND LIABILITY" statement which appears in the label [insert: pamphlet or booklet], before buying or using. If terms are not acceptable, return at once unopened.]

*[Base label optional statements:*

See Complete Directions for Use attached to this label.  
Carefully follow detailed instructions in label booklet.  
See label booklet for COMPLETE DIRECTIONS FOR USE  
Complete Directions for Use booklet has been removed.]

---

## **PRECAUTIONARY STATEMENTS**

### **Hazards to Humans and Domestic Animals**

**Keep out of reach of children.**

### **CAUTION!**

HARMFUL IF ABSORBED THROUGH THE SKIN OR INHALED.

MAY CAUSE ALLERGIC SKIN REACTION. Prolonged or frequently repeated skin contact may cause allergic reactions in some individuals. Avoid breathing vapor or spray mist. Remove contaminated clothing and wash before reuse. Avoid contact with skin or clothing. Wash thoroughly with soap and water after handling. **FIRST AID - IF ON SKIN OR CLOTHING:** Take off contaminated clothing. Rinse skin immediately with plenty of water for 15 to 20 minutes. Call a poison control center or doctor for treatment advice. Sensitized persons should avoid further contact and reuse of contaminated clothing. **IF INHALED:** Move person to fresh air. If person is not breathing, call 911 or an ambulance, then give artificial respiration, preferably by mouth-to-mouth, if possible. Have the product container or label with you when calling a poison control center or doctor, or going for treatment. You may also contact **(314) 694-4000**, collect, day or night, for emergency medical treatment information. This product is identified as **[Insert Brand Name], EPA Registration No. 524-591.**

*[If there is enough room on the base label, the first aid statements will be formatted according to PR Notice 2000-3, as they are in the extended content label attached to this base label.]*

---

### **Personal Protective Equipment (PPE):**

Some of the materials that are chemical-resistant to this product are listed below.

**Applicators and other handlers must wear:** long-sleeved shirt and long pants, chemical-resistant gloves made of any waterproof material such as polyethylene or polyvinylchloride, and shoes plus socks.

Follow manufacturer's instructions for cleaning/maintaining PPE. If no such instructions for washables exist, use detergent and hot water. Keep and wash PPE separately from other laundry.

**Engineering Controls:** When handlers use closed systems, or enclosed cabs in a manner that meets the requirements listed in the Worker Protection Standard (WPS) for agricultural pesticides [40 CFR 170.240(d)(4-6)], the handler PPE requirements may be reduced or modified as specified in the WPS.

### **User Safety Recommendations:**

Users should:

- Wash hands before eating, drinking, chewing gum, using tobacco or using the toilet.
- Remove clothing/PPE immediately if pesticide gets inside. Then wash thoroughly and put on clean clothing.
- Remove PPE immediately after handling this product. Wash the outside of gloves before removing. As soon as possible, wash thoroughly and change into clean clothing.

---

## **Environmental Hazards**

This product is toxic to fish. Do not apply directly to water, or to areas where surface water is present or to intertidal areas below the mean high water mark. Do not contaminate water when disposing of equipment wash water.

This chemical demonstrates the properties and characteristics associated with chemicals detected in ground water. The use of this chemical in areas where soils are permeable, particularly where the ground water is shallow, may result in ground water contamination.

Acetochlor has properties that may result in surface water contamination via dissolved runoff and runoff erosion. Followed practices to minimize the potential for dissolved runoff and/or runoff erosion.

*[Optional base label text, as applicable: See attached labeling for Complete Directions for Use]*

---

### DIRECTIONS FOR USE

It is a violation of Federal law to use this product in any manner inconsistent with its labeling. This product may only be used in accordance with the Directions for Use on this label or in separately published supplemental labeling. Supplemental labeling can be obtained from your Authorized Monsanto Retailer or Monsanto Company Representative.

Do not apply this product in a way that will contact workers or other persons, either directly or through drift. Only protected handlers may be in the area during application. For any requirements specific to your State or Tribe, consult the agency responsible for pesticide regulation.

Not for Sale, Sale Into, Distribution and/or Use in Nassau and Suffolk Counties of New York State.

#### Agricultural Use Requirements

Use this product only in accordance with its labeling and with the Worker Protection Standard, 40 CFR part 170. Refer to supplemental labeling under "AGRICULTURAL USE REQUIREMENTS" in the DIRECTIONS FOR USE section for information about this standard.

### STORAGE AND DISPOSAL

Proper pesticide storage and disposal are essential to protect against exposure to people and the environment due to leaks and spills, excess product or waste, and vandalism. Do not allow this product to contaminate water, foodstuffs, feed or seed by storage or disposal.

**PESTICIDE STORAGE:** Store pesticides away from food, pet food, feed, seed, fertilizers, and veterinary supplies. Keep container closed to prevent spills and contamination.

**PESTICIDE DISPOSAL:** To avoid wastes, use all material in this container, including rinsate, by application according to label directions. If wastes cannot be avoided, offer remaining product to a waste disposal facility or pesticide disposal program. Such programs are often run by state or local governments or by industry. All disposal must be in accordance with applicable federal, state and local regulations and procedures.

**CONTAINER HANDLING AND DISPOSAL:** *[Insert appropriate Container Handling and Disposal Statement and Refilling Limitation from the following options]*

**[FOR NONREFILLABLE RIGID PLASTIC 2.5-GALLON CONTAINERS AND OTHER NONREFILLABLE CONTAINERS OF GREATER THAN 1-GALLON BUT EQUAL TO OR LESS THAN 5-GALLON CAPACITY]**

Nonrefillable container. Do not reuse this container to hold materials other than pesticides or dilute pesticides (rinsate). After emptying and cleaning, it may be allowable to temporarily hold rinsate or other

pesticide-related materials in the container. Contact your state regulatory agency to determine allowable practices in your state.

*[Alternate container statement: Nonrefillable container. Do not reuse or refill this container.]*

Triple rinse or pressure rinse (or equivalent) this container promptly after emptying.

Triple rinse as follows: Empty the remaining contents into application equipment or a mix tank and drain for 10 seconds after the flow begins to drip. Fill the container 1/4 full with water and recap. Shake for 10 seconds. Pour rinsate into application equipment or a mix tank or store rinsate for later use or disposal. Drain for 10 seconds after the flow begins to drip. Repeat this procedure two more times.

Pressure rinse as follows: Empty the remaining contents into application equipment or a mix tank and continue to drain for 10 seconds after the flow begins to drip. Hold container upside down over application equipment or mix tank or collect rinsate for later use or disposal. Insert pressure rinsing nozzle in the side of the container, and rinse at about 40 PSI for at least 30 seconds. Drain for 10 seconds after the flow begins to drip.

Once properly rinsed, some agricultural plastic pesticide containers can be taken to a container collection site or picked up for recycling. To find the nearest site, contact your chemical dealer or Monsanto at 1-800-768-6387. If recycling is not available, dispose of in accordance with federal, state, and local regulations and procedures, which may include puncturing the properly rinsed container and disposing in a sanitary landfill.

*[Alternate container disposal statement: Then offer this container for recycling, if available. If recycling is not available, dispose of in accordance with federal, state, and local regulations and procedures, which may include puncturing the properly rinsed container and disposing in a sanitary landfill.]*

***[FOR NONREFILLABLE RIGID PLASTIC 30-GALLON CONTAINERS AND OTHER NONREFILLABLE CONTAINERS OF GREATER THAN 5-GALLON CAPACITY]***

Nonrefillable container. Do not reuse or refill this container.

*[Alternate container statement: Nonrefillable container. Do not reuse this container to hold materials other than pesticides or dilute pesticides (rinsate). After emptying and cleaning, it may be allowable to temporarily hold rinsate or other pesticide-related materials in the container. Contact your state regulatory agency to determine allowable practices in your state.]*

Triple rinse or pressure rinse (or equivalent) this container promptly after emptying.

*[Optional label text: For containers not equipped with pumping systems,]* Triple rinse as follows: Empty the remaining contents into application equipment or a mix tank. Fill the container 1/4 full with water. Replace and tighten closures. Tip container on its side and roll it back and forth, ensuring at least one revolution, for 30 seconds. Stand the container on its end and tip it back and forth several times. Turn the container over onto its other end and tip it back and forth several times. Empty the rinsate into application equipment or a mix tank or store rinsate for later use or disposal. Drain for 10 seconds after the flow begins to drip. Repeat this procedure two more times.

*[Alternative or additional triple rinsing instructions for large containers equipped with pumping systems: [Optional label text: For large containers equipped with pumping systems,]* Triple rinse as follows: Empty the remaining contents into application equipment or mix-tank. Fill the container about 10 percent full with water. Agitate vigorously or recirculate water with the pump for 2 minutes. Pour or pump rinsate into application equipment or rinsate collection system. Repeat this rinsing procedure two more times.]

Pressure rinse as follows: Empty the remaining contents into application equipment or a mix tank and continue to drain for 10 seconds after the flow begins to drip. Hold container upside down over application equipment or mix tank or collect rinsate for later use or disposal. Insert pressure rinsing

nozzle in the side of the container, and rinse at about 40 PSI for at least 30 seconds. Drain for 10 seconds after the flow begins to drip.

Once properly rinsed, some agricultural plastic pesticide containers can be taken to a container collection site or picked up for recycling. [*Alternate container disposal statement:* Then offer this container for recycling, if available. If recycling is not available, dispose of in accordance with federal, state, and local regulations and procedures, which may include puncturing the properly rinsed container and disposing in a sanitary landfill.]

[*Optional container disposal statement:* Some container manufacturers offer container recycling. See additional information regarding manufacturer recycling programs attached to the container, if available. If no recycling information is available on the container, contact your chemical dealer or Monsanto Company at 1-800-768-6387.]

[*Optional container disposal statement:* To find the nearest site, contact your chemical dealer or Monsanto at 1-800-768-6387.]

If recycling is not available, dispose of in accordance with federal, state, and local regulations and procedures, which may include puncturing the properly rinsed container and disposing in a sanitary landfill.

[*Optional container disposal statement:* Return Properly Rinsed Container to Monsanto for Recycling – Call 1-800-768-6387.]

[*Optional additional container disposal statement:* IBC EMPTY? – FREE CALL – 1-888-SCHUETZ (1-888-724-8389) [www.schuetz.net/ticket](http://www.schuetz.net/ticket); Schuetz ticket service]

[*Optional additional container disposal statements:* RETURNnet SYSTEM – To return empty IBC's Email or Call – [www.returnnetsystem.com](http://www.returnnetsystem.com) – 1-888-758-SHIP – United States (1-888-758-7447 – IBCNA – Clarkston, Michigan – USA)]

**[CONTAINER HANDLING AND DISPOSAL STATEMENT AND REFILLING LIMITATIONS FOR ALL REFILLABLE CONTAINERS, EXCEPT TRANSPORT VEHICLES]**

Refillable container. Refill this container with pesticide only. Do not reuse this container for any other purpose.

Cleaning this container before refilling is the responsibility of the refiller. Cleaning this container before final disposal is the responsibility of the person disposing of the container.

To clean this container before final disposal, empty the remaining contents from this container into application equipment or a tank mix. Fill the container about 10 percent full with water. Agitate vigorously or recirculate water with the pump for 2 minutes. Pour or pump rinsate into application equipment or rinsate collection system. Repeat this rinsing procedure two more times. Then offer the container for recycling, if available.

[*Optional container disposal statement:* To obtain information about recycling refillable containers, contact Monsanto Company at 1-800-768-6387.].

[*Optional container disposal statement:* Some container manufacturers offer container recycling. See additional information regarding manufacturer recycling programs attached to this container, if available. If no recycling information is available on this container, contact your chemical dealer or Monsanto Company at 1-800-768-6387 to find the nearest recycling location.]

[Optional additional container disposal statements: IBC EMPTY? – FREE CALL – 1-888-SCHUETZ (1-888-724-8389) www.schuetz.net/ticket; Schuetz ticket service]

[Optional additional container disposal statements: FREE IBC PICKUP] [For continental USA only.]

[Optional additional container disposal statements: RETURNnet SYSTEM – To return empty IBC's Email or Call – www.returnnetsystem.com – 1-888-758-SHIP – United States (1-888-758-7447 – IBCNA – Clarkston, Michigan – USA)]

[Optional container disposal statement: Return Properly Rinsed Container to Monsanto for Recycling – Call 1-800-768-6387.]

[Optional additional container label statements for the CUBE refillable packaging system only:

**CUBE** Monsanto Refillable Delivery System

FEATURES INCLUDE:

- Automatic Venting
  - Heavy duty one-way 2-inch camloc ball valve with protective shield door
  - Complete coated steel protective enclosure
  - Durable 4-way plastic pallet
- Lift door to access one-way valve]

[Optional label text: FOR PRODUCT INFORMATION OR ASSISTANCE IN USING THIS PRODUCT, CALL TOLL-FREE, 1-800-332-3111]

[Insert LOT number or LOT number will be printed directly on the container]

[Insert print plate number and barcode(s) as applicable]

©[Insert year]

Optional text that will be hidden behind the attached Extended Content Label and only visible if the ECL is removed: COMPLETE DIRECTIONS FOR USE HAS BEEN REMOVED]

[Optional: Insert Monsanto and Vine Design]

EPA Reg. No. 524-591

EPA Est. No. [Insert appropriate EPA establishment number: 524-IA-1; or Other; or blank space]

WARRANT, Roundup, Roundup Ready Plus, and Monsanto and Vine Design are trademarks of Monsanto Technology LLC. [This listing will be updated at time of printing, if necessary.]

Packed for:  
MONSANTO COMPANY  
800 N. LINDBERGH BLVD.  
ST. LOUIS, MISSOURI, 63167 USA

NET [insert appropriate value] GAL [Alternative text: NET CONTENTS]

## 2.2 Extended Content

[The following represents the complete label text that must appear on the additional pages attached to the container base label as an Extended Content Label with the complete directions for use.]



[FRONT PANEL:]

**[INSERT BRAND NAME]** [Logo optional]

**[Insert brand name]** is an encapsulated herbicide for weed control in Alfalfa, Field Corn, Production Seed Corn, Cotton, Peanuts, Forage or Grain Sorghum (Milo), Soybeans, and Sugar Beets.

ACETOCHLOR	GROUP	15	HERBICIDE
------------	-------	----	-----------

[Optional label text:  
Roundup Ready Plus®  
Crop Management Solutions]

[Optional text: SHAKE WELL BEFORE USING]

Keep out of reach of children.

**CAUTION!**

[Optional label statement: Read precautions inside label.]

[Optional label statement, if applicable: See inside for additional] [Optional text, as applicable: Precautions [and] First Aid]

See inside for Complete Directions for Use.

Read the entire label before using this product.

Use only according to label instructions.

Read "LIMIT OF WARRANTY AND LIABILITY" statement at the end of the label before buying or using. If terms are not acceptable, return at once unopened.

Not for Sale, Sale Into, Distribution and/or Use in Nassau and Suffolk Counties of New York State.

---

ACTIVE INGREDIENT:

*Acetochlor.....	33.0%
OTHER INGREDIENTS .....	67.0%
	100.0%

\*Contains 359 grams/liter or 3.0 pounds/gallon of 2-chloro- N-ethoxymethyl-N-(2-ethyl-6-methylphenyl) acetamide.

---

This product is protected by U.S. Patent Nos. 5,225,570 and 5,925,595. Other patent(s) pending. No license is granted under any non-U.S. patent(s). [Alternate patent statement: For a list of patents, if any, covering this product or its use, please go to [www.monsantotechnology.com](http://www.monsantotechnology.com).]

[Optional label text: FOR PRODUCT INFORMATION OR ASSISTANCE IN USING THIS PRODUCT, CALL TOLL-FREE, 1-800-332-3111]

EPA Reg. No. 524-591

[date-version]

EPA Est. No. [Insert appropriate EPA establishment number: 524-IA-1; or Other; or blank space]

WARRANT, Roundup, Roundup Ready Plus, and Monsanto and Vine Design are trademarks of Monsanto Technology LLC. [This listing will be updated at time of printing, if necessary.]

Packed for:  
MONSANTO COMPANY  
800 N. LINDBERGH BLVD.  
ST. LOUIS, MISSOURI, 63167 USA

NET [insert appropriate value] GAL [Alternative text: NET CONTENTS]

[Insert print plate number and barcode(s) as applicable]

©[Insert year]

[Optional: Insert Monsanto and Vine Design]

[Optional text with pictogram: OPEN HERE]

---

[EXTENDED CONTENT:]

[For Extended Content Label, insert at printing, the Complete Directions for Use, beginning with the Table of Contents **from Part II of this Master Label**]

### 3.0 SECONDARY PACKAGING FOR SHIPPING AND SALE

[This section defines labeling for secondary packaging of multiple units of this product that are themselves fully labeled for individual sale, but are distributed and can also be sold as a multi-pack unit.]

#### 3.1 Secondary Packaging (carton) for Two-2.5-Gallon Nonrefillable Containers

**[INSERT BRAND NAME]** [Logo optional]

**[Insert brand name]** is an encapsulated herbicide for weed control in Alfalfa, Field Corn, Production Seed Corn, Cotton, Peanuts, Forage or Grain Sorghum (Milo), Soybeans, and Sugar Beets.

ACETOCHLOR	GROUP	15	HERBICIDE
------------	-------	----	-----------

[Optional label text:  
Roundup Ready Plus®  
Crop Management Solutions]

[Optional text: Carefully follow detailed instructions in label booklet.]

[Optional text: SHAKE WELL BEFORE USING]

Keep out of reach of children.

**CAUTION!** Read precautions on side panel.

Read the entire label before using this product.

Use only according to label instructions.

Read "LIMIT OF WARRANTY AND LIABILITY" statement, which appears in the label booklet or pamphlet, before buying or using. If terms are not acceptable, return at once unopened.

Not for Sale, Sale Into, Distribution and/or Use in Nassau and Suffolk Counties of New York State.

---

ACTIVE INGREDIENT:

\*Acetochlor.....33.0%  
OTHER INGREDIENTS ..... 67.0%  
100.0%

\*Contains 359 grams/liter or 3.0 pounds/gallon of 2-chloro- N-ethoxymethyl-N-(2-ethyl-6-methylphenyl) acetamide.

---

This product is protected by U.S. Patent Nos. 5,225,570 and 5,925,595. Other patent(s) pending. No license is granted under any non-U.S. patent(s). [*Alternate patent statement:* For a list of patents, if any, covering this product or its use, please go to [www.monsantotechnology.com](http://www.monsantotechnology.com).]

[*Optional text:* FOR PRODUCT INFORMATION OR ASSISTANCE IN USING THIS PRODUCT, CALL TOLL-FREE, 1-800-332-3111]

EPA Reg. No. 524-591

EPA Est. No. [*Insert appropriate EPA establishment number: 524-IA-1; or Other; or blank space*]

WARRANT, Roundup, Roundup Ready Plus, and Monsanto and Vine Design are trademarks of Monsanto Technology LLC. [*This listing will be updated at time of printing, if necessary.*]

Packed for:  
MONSANTO COMPANY  
800 N. LINDBERGH BLVD.  
ST. LOUIS, MISSOURI, 63167 USA

TWO 2.5 GAL UNITS

[*Insert print plate number and barcode(s) as applicable*]

[*Insert UN packaging certification, if applicable*]

©[*Insert year*]

[*Optional: Insert Monsanto and Vine Design*]

---

PRECAUTIONARY STATEMENTS

---

Hazards to Humans and Domestic Animals

---

Keep out of reach of children.

**CAUTION!**

HARMFUL IF ABSORBED THROUGH THE SKIN OR INHALED.

MAY CAUSE ALLERGIC SKIN REACTION. Prolonged or frequently repeated skin contact may cause allergic reactions in some individuals.

Avoid breathing vapor or spray mist.

Remove contaminated clothing and wash before reuse.

Avoid contact with skin or clothing. Wash thoroughly with soap and water after handling.

**FIRST AID:** Call a poison control center or doctor for treatment advice

<b>IF ON SKIN OR CLOTHING</b>	<ul style="list-style-type: none"> <li>• Take off contaminated clothing.</li> <li>• Rinse skin immediately with plenty of water for 15-20 minutes.</li> <li>• Sensitized persons should avoid further contact and reuse of contaminated clothing.</li> </ul>
<b>IF INHALED</b>	<ul style="list-style-type: none"> <li>• Move person to fresh air.</li> <li>• If person is not breathing, call 911 or an ambulance, then give artificial respiration, preferably by mouth-to-mouth, if possible.</li> </ul>
<ul style="list-style-type: none"> <li>• Have the product container or label with you when calling a poison control center or doctor, or going for treatment.</li> <li>• You may also contact <b>(314) 694-4000</b>, collect day or night, for emergency medical treatment information</li> <li>• This product is identified as <b><i>[Insert Brand Name]</i></b>, EPA Registration No. <b>524-591</b></li> </ul>	

**Personal Protective Equipment (PPE):**

Some of the materials that are chemical-resistant to this product are listed below.

**Applicators and other handlers must wear:** long-sleeved shirt and long pants, chemical-resistant gloves made of any waterproof material such as polyethylene or polyvinylchloride, and shoes plus socks.

Follow manufacturer's instructions for cleaning/maintaining PPE. If no such instructions for washables exist, use detergent and hot water. Keep and wash PPE separately from other laundry.

**Engineering Controls:** When handlers use closed systems, or enclosed cabs in a manner that meets the requirements listed in the Worker Protection Standard (WPS) for agricultural pesticides [40 CFR 170.240(d)(4-6)], the handler PPE requirements may be reduced or modified as specified in the WPS.

**User Safety Recommendations:**

Users should:

- Wash hands before eating, drinking, chewing gum, using tobacco or using the toilet.
- Remove clothing/PPE immediately if pesticide gets inside. Then wash thoroughly and put on clean clothing.
- Remove PPE immediately after handling this product. Wash the outside of gloves before removing. As soon as possible, wash thoroughly and change into clean clothing.

[Optional label text: (Continued on back panel)]

[Optional label text: (Continued from side panel.)]

---

**Environmental Hazards**

This product is toxic to fish. Do not apply directly to water, or to areas where surface water is present or to intertidal areas below the mean high water mark. Do not contaminate water when disposing of equipment wash water.

This chemical demonstrates the properties and characteristics associated with chemicals detected in ground water. The use of this chemical in areas where soils are permeable, particularly where the ground water is shallow, may result in ground water contamination.

Acetochlor has properties that may result in surface water contamination via dissolved runoff and runoff erosion. Follow practices to minimize the potential for dissolved runoff and/or runoff erosion.

---

**DIRECTIONS FOR USE**

It is a violation of Federal law to use this product in any manner inconsistent with its labeling. This product may only be used in accordance with the Directions for Use on this label or in separately published supplemental labeling. Supplemental labeling can be obtained from your Authorized Monsanto Retailer or Monsanto Company Representative.

Do not apply this product in a way that will contact workers or other persons, either directly or through drift. Only protected handlers may be in the area during application. For any requirements specific to your State or Tribe, consult the agency responsible for pesticide regulation.

Not for Sale, Sale Into, Distribution and/or Use in Nassau and Suffolk Counties of New York State.

#### Agricultural Use Requirements

Use this product only in accordance with its labeling and with the Worker Protection Standard, 40 CFR part 170. Refer to supplemental labeling under "AGRICULTURAL USE REQUIREMENTS" in the DIRECTIONS FOR USE section for information about this standard..

(See label booklet inside for complete Agricultural Use Requirements of the Worker Protection Standard and Complete Directions for Use.)

*[Alternative label statement: (See attached labeling inside for complete Agricultural and Non-Agricultural Use Requirements of the Worker Protection Standard and Directions for Use.)]*

#### STORAGE AND DISPOSAL

Proper pesticide storage and disposal are essential to protect against exposure to people and the environment due to leaks and spills, excess product or waste, and vandalism. Do not allow this product to contaminate water, foodstuffs, feed or seed by storage or disposal.

**PESTICIDE STORAGE:** Store pesticides away from food, pet food, feed, seed, fertilizers, and veterinary supplies. Keep container closed to prevent spills and contamination.

**PESTICIDE DISPOSAL:** To avoid wastes, use all material in this container, including rinsate, by application according to label directions. If wastes cannot be avoided, offer remaining product to a waste disposal facility or pesticide disposal program. Such programs are often run by state or local governments or by industry. All disposal must be in accordance with applicable federal, state and local regulations and procedures.

**CONTAINER HANDLING AND DISPOSAL:** Nonrefillable container. Do not reuse this container to hold materials other than pesticides or dilute pesticides (rinsate). After emptying and cleaning, it may be allowable to temporarily hold rinsate or other pesticide-related materials in the container. Contact your state regulatory agency to determine allowable practices in your state.

*[Alternate container statement: Nonrefillable container. Do not reuse or refill this container.]*

Triple rinse or pressure rinse (or equivalent) this container promptly after emptying.

Triple rinse as follows: Empty the remaining contents into application equipment or a mix tank and drain for 10 seconds after the flow begins to drip. Fill the container 1/4 full with water and recap. Shake for 10 seconds. Pour rinsate into application equipment or a mix tank or store rinsate for later use or disposal. Drain for 10 seconds after the flow begins to drip. Repeat this procedure two more times.

Pressure rinse as follows: Empty the remaining contents into application equipment or a mix tank and continue to drain for 10 seconds after the flow begins to drip. Hold container upside down over application equipment or mix tank or collect rinsate for later use or disposal. Insert pressure rinsing nozzle in the side of the container, and rinse at about 40 PSI for at least 30 seconds. Drain for 10 seconds after the flow begins to drip.

Once properly rinsed, some agricultural plastic pesticide containers can be taken to a container collection site or picked up for recycling. To find the nearest site, contact your chemical dealer or Monsanto at 1-800-768-6387. If recycling is not available, dispose of in accordance with federal, state, and local regulations and procedures, which may include puncturing the properly rinsed container and disposing in a sanitary landfill.

[Optional label text: See label booklet for Complete Directions for Use.]

[Optional label text: (Continued on back panel)]

[Optional label text: (Continued from side panel)]

[Optional label text: Pull at scored cutouts for easier opening]

[Optional label text: THIS SIDE UP]

#### **LIMIT OF WARRANTY AND LIABILITY**

This Company warrants that this product conforms to the chemical description on the label and is reasonably fit for the purposes set forth in the Complete Directions for Use label booklet ("Directions") when used in accordance with those Directions under the conditions described therein. TO THE EXTENT CONSISTENT WITH APPLICABLE LAW, NO OTHER EXPRESS WARRANTY OR IMPLIED WARRANTY OF FITNESS FOR PARTICULAR PURPOSE OR MERCHANTABILITY IS MADE. This warranty is also subject to the conditions and limitations stated herein.

To the extent consistent with applicable law, buyer and all users shall promptly notify this Company of any claims whether based in contract, negligence, strict liability, other tort or otherwise.

Buyer and all users are responsible for all loss or damage from use or handling which results from conditions beyond the control of this Company to the extent consistent with applicable law, including, but not limited to, incompatibility with products other than those set forth in the Directions, unusual weather, weather conditions which are outside the range considered normal at the application site and for the time period when the product is applied, as well as weather conditions which are outside the application ranges set forth in the Directions, application in any manner not explicitly set forth in the Directions, moisture conditions outside the moisture range specified in the Directions, or the presence of products other than those set forth in the Directions in or on the soil, crop or treated vegetation.

This Company does not warrant any product reformulated or repackaged from this product except in accordance with this Company's stewardship requirements and with express written permission from this Company.

TO THE EXTENT CONSISTENT WITH APPLICABLE LAW, THE EXCLUSIVE REMEDY OF THE USER OR BUYER, AND THE LIMIT OF THE LIABILITY OF THIS COMPANY OR ANY OTHER SELLER FOR ANY AND ALL LOSSES, INJURIES OR DAMAGES RESULTING FROM THE USE OR HANDLING OF THIS PRODUCT (INCLUDING CLAIMS BASED IN CONTRACT, NEGLIGENCE, STRICT LIABILITY, OTHER TORT OR OTHERWISE) SHALL BE THE PURCHASE PRICE PAID BY THE USER OR BUYER FOR THE QUANTITY OF THIS PRODUCT INVOLVED, OR, AT THE ELECTION OF THIS COMPANY OR ANY OTHER SELLER, THE REPLACEMENT OF SUCH QUANTITY, OR, IF NOT ACQUIRED BY PURCHASE, REPLACEMENT OF SUCH QUANTITY. TO THE EXTENT CONSISTENT WITH APPLICABLE LAW, IN NO EVENT SHALL THIS COMPANY OR ANY OTHER SELLER BE LIABLE FOR ANY INCIDENTAL, CONSEQUENTIAL OR SPECIAL DAMAGES.

Buyer and all users are deemed to have accepted the terms of this LIMIT OF WARRANTY AND LIABILITY which may not be varied by any verbal or written agreement.

---

#### **4.0 TRANSPORT VEHICLES ONLY (AS DEFINED AT 40 CFR 156.3)**

[INSERT BRAND NAME] [Logo optional]

THIS LABEL FOR USE WITH TRANSPORT VEHICLES ONLY  
[Alternate statement: FOR BULK PESTICIDE TRANSPORT ONLY]

RECIRCULATE OR MIX TO ENSURE UNIFORM DISPERSION  
BEFORE TRANSFER FROM TANK

[Optional text:  
Roundup Ready Plus  
Crop Management Solutions]

ACETOCHLOR	GROUP	15	HERBICIDE
------------	-------	----	-----------

Read the entire label before using this product.

Use only according to label instructions.

[Optional statement: THIS IS AN END-USE PRODUCT. REPACKAGING OF THIS PRODUCT FOR DISTRIBUTION OR SALE MAY BE CONDUCTED ONLY UNDER THE TERMS OF A WRITTEN CONTRACT WITH MONSANTO COMPANY.]

Not for Sale, Sale Into, Distribution and/or Use in Nassau and Suffolk Counties of New York State.

ACTIVE INGREDIENT:

*Acetochlor.....	33.0%
OTHER INGREDIENTS .....	67.0%
	100.0%

\*Contains 359 grams/liter or 3.0 pounds/gallon of 2-chloro- N-ethoxymethyl-N-(2-ethyl-6-methylphenyl) acetamide.

PRECAUTIONARY STATEMENTS

Hazards to Humans and Domestic Animals

Keep out of reach of children.

**CAUTION!**

HARMFUL IF ABSORBED THROUGH THE SKIN OR INHALED.

MAY CAUSE ALLERGIC SKIN REACTION. Prolonged or frequently repeated skin contact may cause allergic reactions in some individuals.

Avoid breathing vapor or spray mist.

Remove contaminated clothing and wash before reuse.

Avoid contact with skin or clothing. Wash thoroughly with soap and water after handling.

<b>FIRST AID:</b> Call a poison control center or doctor for treatment advice	
<b>IF ON SKIN OR CLOTHING</b>	<ul style="list-style-type: none"> <li>• Take off contaminated clothing.</li> <li>• Rinse skin immediately with plenty of water for 15-20 minutes.</li> <li>• Sensitized persons should avoid further contact and reuse of contaminated clothing.</li> </ul>
<b>IF INHALED</b>	<ul style="list-style-type: none"> <li>• Move person to fresh air.</li> <li>• If person is not breathing, call 911 or an ambulance, then give artificial respiration, preferably by mouth-to-mouth, if possible.</li> </ul>

- Have the product container or label with you when calling a poison control center or doctor, or going for treatment.
- You may also contact **(314) 694-4000**, collect day or night, for emergency medical treatment information
- This product is identified as **[Insert Brand Name], EPA Registration No. 524-591**

**Personal Protective Equipment (PPE):**

Some of the materials that are chemical-resistant to this product are listed below.

**Applicators and other handlers must wear:** long-sleeved shirt and long pants, chemical-resistant gloves made of any waterproof material such as polyethylene or polyvinylchloride, and shoes plus socks.

Follow manufacturer's instructions for cleaning/maintaining PPE. If no such instructions for washables exist, use detergent and hot water. Keep and wash PPE separately from other laundry.

**Engineering Controls:** When handlers use closed systems, or enclosed cabs in a manner that meets the requirements listed in the Worker Protection Standard (WPS) for agricultural pesticides [40 CFR 170.240(d)(4-6)], the handler PPE requirements may be reduced or modified as specified in the WPS.

**User Safety Recommendations:**

Users should:

- Wash hands before eating, drinking, chewing gum, using tobacco or using the toilet.
- Remove clothing/PPE immediately if pesticide gets inside. Then wash thoroughly and put on clean clothing.
- Remove PPE immediately after handling this product. Wash the outside of gloves before removing. As soon as possible, wash thoroughly and change into clean clothing.

---

**Environmental Hazards**

This product is toxic to fish. Do not apply directly to water, or to areas where surface water is present or to intertidal areas below the mean high water mark. Do not contaminate water when disposing of equipment wash water.

This chemical demonstrates the properties and characteristics associated with chemicals detected in ground water. The use of this chemical in areas where soils are permeable, particularly where the ground water is shallow, may result in ground water contamination.

Acetochlor has properties that may result in surface water contamination via dissolved runoff and runoff erosion. Follow practices to minimize the potential for dissolved runoff and/or runoff erosion.

**DIRECTIONS FOR USE**

It is a violation of Federal law to use this product in any manner inconsistent with its labeling. Do not apply this product in a way that will contact workers or other persons, either directly or through drift. Only protected handlers may be in the area during application. For any requirements specific to your State or Tribe, consult the agency responsible for pesticide regulation.

Not for Sale, Sale Into, Distribution and/or Use in Nassau and Suffolk Counties of New York State.

**Agricultural Use Requirements**

Use this product only in accordance with its labeling and with the Worker Protection Standard, 40 CFR part 170. Refer to supplemental labeling under "AGRICULTURAL USE REQUIREMENTS" in the DIRECTIONS FOR USE section for information about this statement.



## STORAGE AND DISPOSAL

Proper pesticide storage and disposal are essential to protect against exposure to people and the environment due to leaks and spills, excess product or waste, and vandalism. Do not allow this product to contaminate water, foodstuffs, feed or seed by storage or disposal.

**PESTICIDE STORAGE:** Store pesticides away from food, pet food, feed, seed, fertilizers, and veterinary supplies. Keep container closed to prevent spills and contamination.

**PESTICIDE DISPOSAL:** To avoid wastes, empty as much product from this transport vehicle as possible for repackaging or use in accordance with label directions. If wastes cannot be avoided, offer remaining product or rinsate to a waste disposal facility or pesticide disposal program. All disposal must be in accordance with applicable federal, state, and local regulations and procedures.

**CONTAINER HANDLING AND DISPOSAL:** Emptied container retains vapor and product residue. Observe all precautions stated on this label until the container is cleaned, reconditioned, or destroyed. Prior to refilling, inspect carefully for damage such as cracks, punctures, abrasions, and worn-out threads and closures. Clean thoroughly before reuse for transportation of a material of different composition or before retiring this transport vehicle from service.

[Optional text: FOR REPACKAGING INTO [INSERT BRAND NAME] ONLY.]

EPA Reg. No. 524-591

EPA Est. [Insert appropriate EPA establishment number: 524-IA-1; or Other; or blank space]

WARRANT, Roundup, Roundup Ready Plus, and Monsanto and Vine Design are trademarks of Monsanto Technology LLC. [This listing will be updated at time of printing, if necessary.]

This product is protected by U.S. Patent Nos. 5,225,570 and 5,925,595. Other patent(s) pending. No license is granted under any non-U.S. patent(s). [Alternate patent statement: For a list of patents, if any, covering this product or its use, please go to [www.monsantotechnology.com](http://www.monsantotechnology.com).]

Packed for:  
MONSANTO COMPANY  
800 N. LINDBERGH BLVD.  
ST. LOUIS, MISSOURI 63167 USA  
©[Insert year]

[Insert print plate number]

[Insert barcode, as applicable]

NET [Insert blank space to allow net contents to be added at time of filling] GAL  
[Alternative label statement: NET CONTENTS:] [Insert net contents or blank space]  
[Alternative label statement: NET CONTENTS: See Bill of Lading]

LOT [Insert blank space to allow lot number to be added at time of filling]  
[Alternative label statement: LOT: See Bill of Lading]  
[Alternative label statement: For Net Contents and Lot Number, see the Bill of Lading]  
[Insert print plate number and barcode(s), as applicable]  
[Optional: Insert Monsanto and Vine Design]

II. DIRECTIONS FOR USE

[Insert brand name] [logo]

[Insert brand name] is an encapsulated herbicide for weed control in Alfalfa, Field Corn, Production Seed Corn, Cotton, Peanuts, Forage or Grain Sorghum (Milo), Soybeans, and Sugar Beets.

[Optional text: Roundup Ready Plus Crop Management Solutions]

ACTIVE INGREDIENT:

*Acetochlor.....	33.0%
OTHER INGREDIENTS .....	67.0%
	100.0%

\*Contains 359 grams/liter or 3.0 pounds/gallon of 2-chloro- N-ethoxymethyl-N-(2-ethyl-6-methylphenyl) acetamide.

This product is protected by U.S. Patent Nos. 5,225,570 and 5,925,595. Other patent(s) pending. No license is granted under any non-U.S. patent(s). [Alternate patent statement: For a list of patents, if any, covering this product or its use, please go to www.monsantotechnology.com.]

ACETOCHLOR	GROUP	15	HERBICIDE
------------	-------	----	-----------

EPA Reg. No. 524-591

[DATE]

Not for Sale, Sale Into, Distribution and/or Use in Nassau and Suffolk Counties of New York State.

COMPLETE DIRECTIONS FOR USE

[Optional text: SHAKE WELL BEFORE USING]

Read the entire label before using this product.

Use only according to label instructions.

Read "LIMIT OF WARRANTY AND LIABILITY" statement at the end of the label before buying or using. If terms are not acceptable, return at once unopened.

Keep out of reach of children.

CAUTION!

EPA Est. No. [Insert appropriate EPA establishment number: 524-IA-1; or Other; or blank space]

Packed for: MONSANTO COMPANY 800 N. LINDBERGH BLVD. ST. LOUIS, MISSOURI 63167 USA

## CONTENTS

### PRODUCT INFORMATION

- 1 1.0 INGREDIENTS**
- 2 2.0 IMPORTANT PHONE NUMBERS**
- 3 3.0 PRECAUTIONARY STATEMENTS**
  - 3.1 Hazards to Humans and Domestic Animals
  - 3.2 Environmental Hazards
- 4 4.0 STORAGE AND DISPOSAL**
- 5 5.0 PRODUCT INFORMATION**
  - 5.1 Use Restrictions
  - 5.2 Replanting and Rotational Crops
    - 5.2.1 Replanting After Crop Loss
    - 5.2.2 Cover Crops
    - 5.2.3 Rotational Crops
- 6 6.0 WEED RESISTANCE MANAGEMENT**
  - 6.1 Weed Management Practices
  - 6.2 Management of Herbicide-Resistant Biotypes
- 7 7.0 SOIL TEXTURE**
- 8 8.0 MIXING, SPRAYING AND HANDLING**
  - 8.1 Equipment Cleaning & Repair
  - 8.2 Sprayer Compatibility
- 9 9.0 APPLICATION SYSTEMS**
  - 9.1 Ground Broadcast Treatment
  - 9.2 Aerial Application Equipment
  - 9.3 Center Pivot Irrigation Equipment
  - 9.4 Cultivation Information
- 10 10.0 APPLICATION TIMING AND METHODS**
  - 10.1 Preplant, At-Planting, and Preemergence Surface
  - 10.2 Postemergence Surface Application
- 11 11.0 WEEDS CONTROLLED**
  - 11.1 Annual Grasses
  - 11.2 Annual Broadleaves
- 12 12.0 ALFALFA**
  - 12.1 [Insert Brand Name] for Preplant, At-Planting, or Preemergence Surface Use in Alfalfa
  - 12.2 [Insert Brand Name] for Postemergence Use in Alfalfa
  - 12.3 [Insert Brand Name] Tank-Mixtures for Postemergence Use in Alfalfa
- 13 13.0 FIELD CORN AND PRODUCTION SEED CORN**
  - 13.1 [Insert Brand Name] for Preplant, At-Planting, and Preemergence Use in Field Corn
  - 13.2 [Insert Brand Name] for Postemergence Use in Field Corn

- 13.3 [Insert Brand Name] plus Roundup Agricultural Herbicides on Corn Hybrids with Roundup Ready® 2 Technology
- 13.4 [Insert Brand Name] Additional Tank-Mixtures for Postemergence Use in Field Corn
- 14 14.0 COTTON**
  - 14.1 [Insert Brand Name] for Preplant, At-Planting, or Preemergence Use in Cotton
  - 14.2 [Insert Brand Name] for Postemergence Use in Cotton
  - 14.3 [Insert Brand Name] plus Roundup Agricultural Herbicides to Roundup Ready Cotton
  - 14.4 [Insert Brand Name] plus Roundup Agricultural Herbicides to Roundup Ready Flex Cotton
  - 14.5 [Insert Brand Name] Tank-Mixtures for Postemergence Over-The-Top Use in Cotton
  - 14.6 [Insert Brand Name] Tank-Mixtures for Post-Directed Use in Cotton
- 15 15.0 PEANUT**
  - 15.1 [Insert Brand Name] for Preplant, At-Planting, or Preemergence Use in Peanuts
  - 15.2 [Insert Brand Name] for Postemergence Use in Peanuts
- 16 16.0 FORAGE OR GRAIN SORGHUM (MILO)**
  - 16.1 [Insert Brand Name] for Preplant Incorporated, Preemergence, or Postemergence in Sorghum
- 17 17.0 SOYBEAN**
  - 17.1 [Insert Brand Name] for Preplant, At-Planting, or Preemergence Use in Soybean
  - 17.2 [Insert Brand Name] for Postemergence Use in Soybean
  - 17.3 [Insert Brand Name] plus Roundup® Agricultural Herbicides in Roundup Ready Soybeans and Roundup Ready 2 Yield Soybeans
  - 17.4 [Insert Brand Name] Additional Tank-Mixtures for Postemergence Over-The-Top Use in Soybean
- 18 18.0 SUGAR BEET**
  - 18.1 [Insert Brand Name] for Preplant, At-Planting, or Preemergence Use in Sugar Beet
  - 18.2 [Insert Brand Name] for Postemergence Use in Sugar Beet
- 19 19.0 LIMIT OF WARRANTY AND LIABILITY**

**1.0 INGREDIENTS**

ACTIVE INGREDIENT:	
*Acetochlor.....	33.0%
OTHER INGREDIENTS: .....	.67.0%
	100.0%

\*Contains 359 grams/liter or 3.0 pounds/gallon of 2-chloro- N-ethoxymethyl-N-(2-ethyl-6-methylphenyl) acetamide.

[Optional label text that will be updated at the time of printing, if necessary: This product is protected by U.S. Patent Nos. 5,225,570 and 5,925,595.]

[Optional label text, if applicable: Other Patents Pending.]

[Optional label text, if applicable: No license granted under any non-U.S. patent(s).]

[Option to insert reference to a Monsanto Patent Website: Licensed U.S. Patents for [INSERT BRAND NAME] can be found at the following web page: [www.monsantotechnology.com](http://www.monsantotechnology.com)]

**2.0 IMPORTANT PHONE NUMBERS**

1. FOR PRODUCT INFORMATION OR ASSISTANCE IN USING THIS PRODUCT,  
CALL TOLL-FREE,

1-800-332-3111

2. IN CASE OF AN EMERGENCY INVOLVING THIS HERBICIDE PRODUCT, OR FOR MEDICAL  
ASSISTANCE, CALL COLLECT, DAY OR NIGHT,

(314)-694-4000

### 3.0 PRECAUTIONARY STATEMENTS

#### 3.1 Hazards to Humans and Domestic Animals

Keep out of reach of children.

#### CAUTION!

HARMFUL IF ABSORBED THROUGH THE SKIN OR INHALED.

MAY CAUSE ALLERGIC SKIN REACTION. Prolonged or frequently repeated skin contact may cause allergic reactions in some individuals.

Avoid breathing vapor or spray mist.

Remove contaminated clothing and wash before reuse.

Avoid contact with skin or clothing. Wash thoroughly with soap and water after handling.

<b>FIRST AID:</b> Call a poison control center or doctor for treatment advice	
<b>IF ON SKIN OR CLOTHING</b>	<ul style="list-style-type: none"><li>• Take off contaminated clothing.</li><li>• Rinse skin immediately with plenty of water for 15-20 minutes.</li><li>• Sensitized persons should avoid further contact and reuse of contaminated clothing.</li></ul>
<b>IF INHALED</b>	<ul style="list-style-type: none"><li>• Move person to fresh air.</li><li>• If person is not breathing, call 911 or an ambulance, then give artificial respiration, preferably by mouth-to-mouth, if possible.</li></ul>
<ul style="list-style-type: none"><li>• Have the product container or label with you when calling a poison control center or doctor, or going for treatment.</li><li>• You may also contact <b>(314) 694-4000</b>, collect day or night, for emergency medical treatment information</li><li>• This product is identified as <b>[Insert Brand Name], EPA Registration No. 524-591</b></li></ul>	

#### Personal Protective Equipment (PPE):

Some of the materials that are chemical-resistant to this product are listed below.

**Applicators and other handlers must wear:** long-sleeved shirt and long pants, chemical-resistant gloves made of any waterproof material such as polyethylene or polyvinylchloride, and shoes plus socks.

Follow manufacturer's instructions for cleaning/maintaining PPE. If no such instructions for washables exist, use detergent and hot water. Keep and wash PPE separately from other laundry.

**Engineering Controls:** When handlers use closed systems, or enclosed cabs in a manner that meets the requirements listed in the Worker Protection Standard (WPS) for agricultural pesticides [40 CFR 170.240(d)(4-6)], the handler PPE requirements may be reduced or modified as specified in the WPS.

#### User Safety Recommendations:

Users should:

- Wash hands before eating, drinking, chewing gum, using tobacco or using the toilet.
- Remove clothing/PPE immediately if pesticide gets inside. Then wash thoroughly and put on clean clothing.
- Remove PPE immediately after handling this product. Wash the outside of gloves before removing. As soon as possible, wash thoroughly and change into clean clothing.

### 3.2 Environmental Hazards

This product is toxic to fish. Do not apply directly to water, or to areas where surface water is present or to intertidal areas below the mean high water mark. Do not contaminate water when disposing of equipment wash water.

This chemical demonstrates the properties and characteristics associated with chemicals detected in ground water. The use of this chemical in areas where soils are permeable, particularly where the ground water is shallow, may result in ground water contamination.

Acetochlor has properties that may result in surface water contamination via dissolved runoff and runoff erosion. Follow practices to minimize the potential for dissolved runoff and/or runoff erosion.

---

### DIRECTIONS FOR USE

It is a violation of Federal law to use this product in any manner inconsistent with its labeling. This product may only be used in accordance with the Directions for Use on this label or in separately published supplemental labeling. Supplemental labeling can be obtained from your Authorized Monsanto Retailer or Monsanto Company Representative.

Do not apply this product in a way that will contact workers or other persons, either directly or through drift. Only protected handlers may be in the area during application. For any requirements specific to your State or Tribe, consult the agency responsible for pesticide regulation.

Not for Sale, Sale Into, Distribution and/or Use in Nassau and Suffolk Counties of New York State.

#### Agricultural Use Requirements

Use this product only in accordance with its labeling and with the Worker Protection Standard, 40 CFR part 170. This Standard contains requirements for the protection of agricultural workers on farms, forests, nurseries, and greenhouses, and handlers of agricultural pesticides. It contains requirements for training, decontamination, notification and emergency assistance. It also contains specific instructions and exceptions pertaining to the statements on this label about personal protective equipment (PPE) and restricted-entry interval. The requirements in this box only apply to uses of this product that are covered by the Worker Protection Standard.

Do not enter or allow worker entry into treated areas during the **restricted entry interval (REI) of 12 hours**. Exception: if the product is soil-injected or soil-incorporated, the Worker Protection Standard, under certain circumstances, allows workers to enter the treated area if there will be no contact with anything that has been treated.

PPE required for early entry to treated areas that is permitted under the Worker Protection Standard and that involves contact with anything that has been treated, such as plants, soil, or water, are: **coveralls, chemical-resistant gloves made of any waterproof material, and shoes plus socks.**

### 4.0 STORAGE AND DISPOSAL

Do not allow this product to contaminate water, foodstuffs, feed or seed by storage or disposal.

**PESTICIDE STORAGE:** Store pesticides away from food, pet food, feed, seed, fertilizers, and veterinary supplies. Keep container closed to prevent spills and contamination.

**PESTICIDE DISPOSAL:** To avoid wastes, use all material in this container, including rinsate, by application in accordance with label directions. If wastes cannot be avoided, offer remaining product to a waste disposal facility or pesticide disposal program. Such programs are often run by state or local governments or by industry. All disposal must be in accordance with applicable federal, state and local regulations and procedures.

**CONTAINER HANDLING AND DISPOSAL:** See container label for container handling and disposal instructions and refilling limitations.

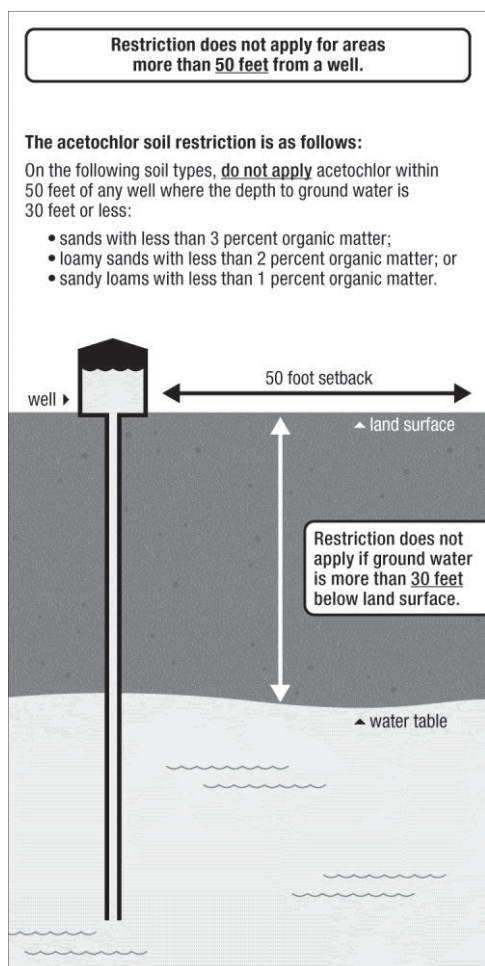
## **5.0 PRODUCT INFORMATION**

[Insert Brand Name] Herbicide is for control of the annual grasses and broadleaf weeds listed in the "WEEDS CONTROLLED" section of this label. This product will not control emerged seedlings. This product is to be applied preplant, at-planting, preemergence, and/or postemergence to the labeled crops and preemergence to the weeds. Read and carefully observe precautionary statements and all other information appearing on the labeling of all products used in mixtures and sequential treatments.

### **5.1 Use Restrictions**

Not for Sale, Sale Into, Distribution and/or Use in Nassau and Suffolk Counties of New York State.

This chemical demonstrates the properties and characteristics associated with chemicals detected in ground water. The use of this chemical in areas where soils are permeable, particularly where the ground water is shallow, may result in ground water contamination. On the following soil types, do not apply this product within 50 feet of any well where the depth to ground water is 30 feet or less: sands with less than 3 percent organic matter; loamy sands with less than 2 percent organic matter; or sandy loams with less than 1 percent organic matter. See the figure for additional clarification.



This product may not be mixed or loaded within 50 feet of any wells (including abandoned wells and drainage wells), sink holes, perennial or intermittent streams and rivers, and natural or impounded lakes and reservoirs. This setback does not apply to properly capped or plugged abandoned wells and does not apply to impervious pad or properly diked mixing/loading areas.

Operations that involve mixing, loading, rinsing, or washing of this product into or from pesticide handling or application equipment or containers within 50 feet of any well are prohibited unless conducted on an impervious pad constructed to withstand the weight of the heaviest load that may be positioned on or moved across the pad. Such a pad shall be designed and maintained to contain any product spills or equipment leaks, container or equipment rinse or washwater, and rainwater that may fall on pad. Surface water shall not be allowed to either flow over or from the pad, which means the pad must be self-contained. The pad shall be sloped to facilitate material removal. An unroofed pad shall be of sufficient capacity to contain a minimum of 110 percent of the capacity of the largest pesticide container or application equipment on the pad. A pad that is covered by a roof of sufficient size to completely exclude precipitation from contact with the pad shall have a minimum containment capacity of 100 percent of the capacity of the largest pesticide container or application equipment on the pad. Containment capacities as described above shall be maintained at all times. The above specified minimum containment capacities do not apply to vehicles when delivering pesticide shipments to the mixing/loading site. States may have in effect additional requirements regarding wellhead setbacks and operational containment.

**Maximum Application Rates:** The maximum application or use rates stated throughout this label are given in units of volume (fluid ounces or quarts) of this product per acre. However, the maximum allowed application rates, apply to this product combined with the use of any and all other herbicides containing



the active ingredient acetochlor, whether applied separately or in a tank mixture, on a basis of total pounds of acetochlor per acre. If more than one acetochlor-containing product is applied to the same site within the same year, do not exceed the allowed maximum total of 3 pounds per acre of acetochlor. See the "INGREDIENTS" section of this label for necessary product information.

Do not flood irrigate to apply or incorporate this product.

Product must be used in a manner which will prevent back siphoning into wells, spills or improper disposal of excess pesticide, spray mixtures or rinsates.

Make applications of this product promptly after preparing the spray mixture. Avoid use of spray solutions of this product which have been allowed to stand or have been stored in application equipment or the mix tank for an extended period of time as crop injury could result.

*[Alternate label statement:*

Make applications of this product soon after preparing the spray mixture. Applications made using spray solutions of this product which have been allowed to stand or have been stored in application equipment or the mix tank for an extended period of time could result in crop injury.]

Do not make postemergence surface applications using sprayable fluid fertilizer as the carrier because severe crop injury may occur.

Do not apply this product through any type of irrigation system except under conditions specified on this label, or otherwise directed on separately published supplemental labeling for this product in possession of the user at the time of application.

Do not apply this product using center pivot equipment except under the conditions specified in the Center Pivot Application Equipment section of this label, or on separately published center pivot application supplemental labeling for this product in possession of the user at the time of application.

Disposal of excess pesticide, spray mixtures or rinsate must be according to label use instructions or according to the State Pesticide or Environmental Control Agency or the Hazardous Waste representative at the nearest EPA regional office.

Do not apply under conditions which favor runoff or wind erosion of soil containing this product to non-target areas. To prevent off-site movement due to runoff or wind erosion:

Avoid treating powdery dry or light sandy soils when conditions are favorable for wind erosion. Under these conditions, the soil surface must first be settled by rainfall or irrigation.

Do not apply to impervious substrates such as paved or highly compacted surfaces or frozen or snow-covered soils.

Do not use tailwater from the first flood or furrow irrigation of treated fields to treat non-target crops unless at least 1/2 inch of rainfall has occurred between application and the first irrigation.

Do not apply this product using aerial application equipment except under the conditions specified, and only in the states listed, in the Aerial Application Equipment section of this label, or only in other states listed in separately published aerial application supplemental labeling for this product, in possession of the user at the time of application.

Do not apply when wind conditions favor drift to non-target sites. To minimize spray drift to non-target areas:

Use low-pressure application equipment capable of producing a large droplet spray. Do not use nozzles that produce a fine droplet spray. Minimize drift by using sufficient spray volume to ensure adequate coverage with large droplet size sprays.

Keep ground driven spray boom as low as possible above the target surface.

Make application when the wind velocity favors on-target product deposition (approximately 3 to 10 miles per hour). Do not apply when wind velocity exceeds 15 miles per hour. Avoid application when gusts approach 15 miles per hour.

Low humidity and high temperatures increase the likelihood of spray drift to sensitive areas. Avoid spraying during conditions of low humidity and/or high temperatures. Do not apply during inversion conditions.

Use of this product not consistent with this label may result in injury to persons, animals or crops, or other unintended consequences.

Flush sprayer with clean water after use.

Dry weather may reduce effectiveness of this product. Cultivate if weeds develop.

## 5.2 Replanting and Rotational Crops

### 5.2.1 Replanting After Crop Loss

If a crop treated with this product is lost, the crops listed below may be replanted immediately. Immediate replanting of any of the crops listed **could result in crop injury**.

These crops include:

- field corn, seed corn, silage corn, popcorn
- milo (sorghum)

#### Replanting Restrictions:

When replanting milo (sorghum) use only seed properly treated with seed protectant or safener.

Do not exceed the annual maximum total of 3.0 pounds per acre of acetochlor active ingredient if additional acetochlor is applied in the replanted crop.

### 5.2.2 Cover crops

Non-food and non-feed cover crops may be planted **after the harvest** of a crop treated with this product, as a means of soil improvement, erosion control, or weed suppression. However, injury to cover crops may occur, as all possible cover crops have not been evaluated for tolerance to this product.

Cover crops should be tilled or controlled with application of a non-selective herbicide prior to or at the next planting of any crop listed on this product label.

**Restriction:** If the cover crop is maintained, **do not graze or harvest** cover crops for food or animal feed for a minimum of 18 months following **last application** of Warrant Herbicide.

### 5.2.3 Rotational Crops

Observe the following rotational planting intervals after the last application of Warrant Herbicide.

- **Nongrass animal feeds** such as alfalfa, clover, kudzu, lespedeza, lupin, sainfoin, trefoil, velvet bean, and *Vetch* spp. may be planted **9 months after application**.

- **Wheat** (*Triticum spp.*) may be planted **4 months after application**.

Rotate **the next spring** to the following crops:

- **Cereal Grains:**  
Barley, Buckwheat, Millet (pearl and proso), Oats, Rice, Rye, Teosinte, Triticale, and Wild rice
- **Dried shelled pea and bean (except soybean) subgroup:**  
  - Restriction:** Do not rotate to any species or variety of **succulent** bean or pea.
  - Lupinus spp.:** grain lupin, sweet lupin, white lupin, white sweet lupin;
  - Phaseolus spp.:** field bean, kidney bean, lima bean, navy bean, pinto bean, and tepary bean;
  - Vigna spp.:** adzuki bean, blackeyed pea, catjang, cowpea, Crowder pea, moth bean, mung bean, rice bean, southern pea and urd bean;
  - Broad bean; chickpea; guar; lablab bean; lentil; pea (*Pisum spp.*, includes field pea); pigeon pea
- **Other crops:**  
Cotton  
Peanut  
Potato (*Solanum tuberosum*) (**does not** include Sweet Potato)  
Soybean  
Sugar beet  
Sunflower  
Tobacco

## 6.0 WEED RESISTANCE MANAGEMENT

ACETOCHLOR	GROUP	15	HERBICIDE
------------	-------	----	-----------

Acetochlor, the active ingredient in this product, is a Group 15 herbicide based on the mode of action classification system of the Weed Science Society of America. Any weed population can contain plants that are naturally resistant to Group 15 herbicides. Weeds resistant to Group 15 herbicides can be effectively managed by using another herbicide from a different Group (either alone or in a mixture according to label directions), by using other cultural or mechanical methods of weed control, or by a combination of the two.

Consult your local company representative, state cooperative extension agent, professional consultant or other qualified authority to determine appropriate actions for controlling specific resistant weeds.

### 6.1 Weed Management Practices

Resistant populations arise when rare individual plants are uncontrolled by a normal dose of a given herbicide under normal environmental conditions. In the absence of other control measures these individuals survive, produce seed, and eventually become the dominant biotype in the field through continuous selection. The best means of reducing this selection is to use diverse weed control practices such as multiple herbicides with different mechanisms of action for the target weed, and often in combination with various mechanical and cultural practices.

To minimize the occurrence of herbicide-resistant biotypes, including those resistant to Group 15 herbicides, implement the following weed management practice options that are practical to your situation. These management practices are applicable to reduce the spread of confirmed resistant biotypes (managing existing resistant biotypes) and to reduce the potential for selecting for resistance in new species (proactive resistance management).

- Use a diversified approach toward weed management focused on preventing weed seed production and reducing the number of weed seeds in the soil.
- Plant crops into fields that are as weed-free as possible and then keep them as weed-free as possible.
- Plant crop seed that is as weed-free as possible.
- Scout fields routinely, before and after herbicide application.
- Use multiple herbicide modes of action that are effective against the most troublesome weeds in your field and against those with known resistance.
- Apply herbicides at application rates listed on the label when weeds are within the size range indicated on the label.
- Emphasize cultural practices that suppress weeds by using crop competitiveness.
- Use mechanical and biological weed management practices where appropriate.
- Prevent field-to-field and within-field movement of weed seed or vegetative propagules.
- Manage weed seed at harvest and after harvest to prevent a buildup of the weed seedbank.

## 6.2 Management of Herbicide-Resistant Biotypes

Appropriate testing is needed to determine if a weed is resistant to Group 15 herbicides. Call 1-800-768-6387 or contact your Monsanto representative [*Optional label text:* or your local State Cooperative Extension Agency] to determine if resistance in any particular weed biotype has been confirmed in your area, or visit on the Internet [www.weedresistancemanagement.com](http://www.weedresistancemanagement.com) or [www.weedscience.org](http://www.weedscience.org).

Specifically, glyphosate resistant weeds can be controlled or managed by applying this product in combination with herbicides labeled for control of the targeted weed in the crops specified on this label. For more information, see the “WEEDS CONTROLLED” section of this label.

Since the occurrence of resistant weeds is difficult to detect prior to use, Monsanto accepts no liability for any losses that result from the failure of this product to control resistant weeds.

## 7.0 SOIL TEXTURE

Applicators must evaluate soil conditions carefully to assure that they choose the correct label rate.

The use rates of this product and the other herbicides labeled for use in tank mixtures with this product vary with soil texture. Unless soil texture is specifically named, rate tables throughout this label refer to only three soil textural groups: coarse, medium and fine. The following is a complete listing of soil textures included in each of these three soil textural groups:

SOIL TEXTURAL GROUP	SOIL TEXTURE
COARSE	sand, loamy sand, sandy loam
MEDIUM	loam, silt loam, silt, sandy clay loam
FINE	silty clay loam, clay loam, sandy clay, silty clay, clay

Refer to the above table to determine the corresponding soil textural group for the soil to be treated.

## 8.0 MIXING, SPRAYING AND HANDLING

**NOTE:** Minimize direct contact or exposure to this product or spray mixtures of this product. The following instructions for transfer, mixing, cleaning or repairing equipment must be followed in order to minimize this exposure. Review the protective clothing requirements as listed in the "PRECAUTIONARY STATEMENTS" section of this label and do not use this product until you have the necessary protective clothing.

### **2.5 Gallon Containers**

Open pouring from these containers can result in exposure from splashing or spilling. Special care in lifting and pouring are strongly recommended.

### **Bulk Containers**

Do not open pour from bulk containers as it can result in exposure from splashing or spilling. Transfer this product from these containers to the mix or spray tank using pumps or transfer probes. Do not remove or disconnect the probe or pump from the container until the container is emptied and rinsed. Use the pump or probe system to rinse the empty container and transfer the rinsate directly to the mix or spray tank.

## **8.1 Equipment Cleaning & Repair**

Cleaning and repair of transfer systems and application equipment is a source of exposure to this product. Take precautions to minimize exposure during cleaning and repair of transfer systems and application equipment. Whenever possible, rinse these systems or equipment before being cleaning or repair.

When repairs must be made during transfer or application, the equipment should be shut down, and special care taken to avoid contact with the pesticide.

## **8.2 Sprayer Compatibility**

Always predetermine the compatibility of this product or labeled tank mixtures of this product with water carrier by mixing small proportional quantities in advance.

Mix this product or labeled tank mixture of this product with the appropriate carrier as follows:

1. Place a 20- to 35-mesh screen or wetting basket over filling port.
2. Through the screen, fill the sprayer tank one-half full with the appropriate carrier.
3. If a compatibility agent is necessary to improve mixing or to prevent the formation of undesirable and unsprayable gels or precipitates, while agitating add it to the carrier already in the tank. Use only compatibility agents cleared by FDA for this use. Read and follow all directions for use, cautionary statements and all other information appearing on the selected compatibility agent label. Check for adequate agitation.
4. If a wettable powder or dry flowable formulation is used, make a slurry with water and add it slowly through the screen into the tank. Continue agitation.
5. If a flowable formulation is used, add slowly through screen into the tank. Mixing and compatibility may be improved when flowable is pre-mixed one part flowable with one part water and added to the tank in diluted form.
6. Add this product slowly through the screen into the tank. Mixing and compatibility may be improved when this product is prediluted with two parts of water and added to the tank in diluted form.
7. Complete filling the sprayer tank with carrier. If a Roundup® agricultural herbicide or a Gramoxone brand herbicide is used, add the required amount near the end of the filling process. Remove hose from tank immediately after filling to avoid siphoning back into the carrier source.

Maintain good agitation at all times until the contents of the tank are sprayed.

**NOTE:** If spray mixture is allowed to settle at any time, thorough agitation is required to resuspend the mixture before spraying is resumed. Keep by-pass line on or near bottom of tank to minimize foaming. Screen size in nozzle or line strainers must be 50-mesh. Carefully select proper nozzle to avoid spraying a fine mist. Check for even distribution of spray droplets. To reduce loss of the chemical due to drift of a fine mist, apply at nozzle pressures below 40 psi.

## 9.0 APPLICATION SYSTEMS

### 9.1 Ground Broadcast Treatment

Apply this product and the labeled tank mixtures in 10 or more gallons of solution per acre using broadcast boom equipment. Do not apply during periods of gusty winds, when winds are in excess of 15 miles per hour or when other conditions favoring drift exist.

### 9.2 Aerial Application Equipment: Fixed-Wing and Helicopter

Unless otherwise prohibited, all applications of *[insert brand name]* described on this label or in separately published supplemental labeling for this product may be made using aerial application equipment where appropriate, provided that the applicator complies with the precautions and restrictions specified on this label and on separate supplemental labeling published for this product.

Aerial applications of this product may be made in the following listed states only, or only in other states listed on separately published aerial application supplemental labeling for this product:

*[Select from the following list of states for insertion into the label at the time of final label printing:]*

<b>Alabama, Arkansas, Colorado, Georgia, Kansas, Kentucky, Louisiana, Mississippi, Missouri, Nebraska, North Carolina, North Dakota, Oklahoma, South Carolina, Tennessee, Texas, and Virginia]</b>
--

Do not apply *[Insert brand name]* using aerial application equipment except under conditions specified on this label or in separately published aerial application supplemental labeling for this product.

Apply this product at the appropriate rate as directed on this label in 3 to 15 gallons of water per acre unless otherwise directed on this label or in separate supplemental labeling or Fact Sheets published for this product. Unless otherwise specified, do not exceed 2 quarts of this product per acre when using aerial application equipment. Refer to the individual use area sections of this label for application rates, spray volumes and additional use instructions.

Ensure uniform application. To avoid streaked, uneven or overlapped application, use appropriate marking devices.

#### AERIAL SPRAY DRIFT MANAGEMENT

The following drift management requirements must be followed to avoid off-target drift movement from aerial application to agricultural field crops.

1. The distance of the outermost nozzles on the boom must not exceed 3/4 the length of the wingspan or rotor.
2. Nozzles must always point backward, parallel with the air stream and never be pointed downwards more than 45 degrees. Where States have more stringent regulations, they should be observed.

#### Importance of Droplet Size

The most effective way to reduce drift potential is to apply large droplets. The best drift management strategy is to apply the largest droplets that provide sufficient coverage and control. Applying larger droplets reduces drift potential, but will not prevent drift if the application is made improperly, or under

unfavorable environmental conditions (see the “**Wind**”, “**Temperature and Humidity**” and “**Temperature Inversions**” sections of this label).

### **Controlling Droplet Size**

- **Volume:** Use high flow rate nozzles to apply the highest practical spray volume. Nozzles with the higher rated flows produce larger droplets.
- **Pressure:** Use the lower spray pressure listed for the nozzle. Higher pressure reduces droplet size and does not improve canopy penetration. When higher flow rates are needed, use higher flow rate nozzles instead of increasing pressure.
- **Number of nozzles:** Use the minimum number of nozzles that provide uniform coverage.
- **Nozzle orientation:** Orienting nozzles so that the spray is released backwards, parallel to the air stream, will produce larger droplets than other orientations. Significant deflection from the horizontal will reduce droplet size and increase drift potential.
- **Nozzle type:** Use a nozzle type that is designed for the intended application. With most nozzle types, narrower spray angles produce larger droplets. Consider using low-drift nozzles. Solid stream nozzles oriented straight back produce larger droplets than other nozzle types.
- **Boom length:** For some use patterns, reducing the effective boom length to less than 3/4 of the wingspan or rotor length could further reduce drift without reducing swath width.
- **Application height:** Application must be made at a height of 10 feet or less above the top of the largest plants unless a greater height is required for aircraft safety. Making the application at the lowest height that is safe reduces the exposure of the droplets to evaporation and wind.

### **Swath Adjustment**

When an application is made with a crosswind present, the swath will be displaced downwind. Therefore, on the up and downwind edges of the field, the applicator must compensate for this displacement by adjusting the path of the aircraft upwind. Increase the swath adjustment distance with increasing drift potential (higher wind, smaller droplets, etc.).

### **Wind**

Drift potential is lowest between wind speeds of 2 to 10 miles per hour. However, many factors, including droplet size and equipment type, determine drift potential at any given speed. Avoid application when wind speeds are below 2 miles per hour due to variable wind direction and high inversion potential. **NOTE:** Local terrain can influence wind patterns. Every applicator must be familiar with local wind patterns and how they affect drift.

### **Temperature and Humidity**

When making applications in low relative humidity, set up equipment to produce larger droplets to compensate for evaporation. Droplet evaporation is most severe when conditions are both hot and dry.

### **Temperature Inversions**

Do not apply during a temperature inversion because drift potential is high. Temperature inversions restrict vertical air mixing, which causes small, suspended droplets to remain in a concentrated cloud. This cloud can move in unpredictable directions due to the light variable winds common during inversions. Temperature inversions are characterized by increasing temperatures with altitude and are common on nights with limited cloud cover and light to no wind. They begin to form as the sun sets and often continue into the morning. Their presence can be indicated by ground fog; however, if fog is not present, inversions can also be identified by the movement of smoke from a ground source or an aircraft smoke generator. Smoke that layers and moves laterally in a concentrated cloud (under low wind conditions) indicates an inversion, while smoke that moves upward and rapidly dissipates indicates good vertical air mixing.

### **Sensitive Areas**

Apply this product only when the potential for drift to adjacent sensitive areas (e.g., residential areas, bodies of water, known habitat for threatened or endangered species, non-target crops) is minimal (e.g., when wind is blowing away from the sensitive areas).

### **Aircraft Maintenance**

Thoroughly wash aircraft, especially landing gear, after each day of spraying to remove residues of this product accumulated during spraying or from spills. PROLONGED EXPOSURE OF THIS PRODUCT TO UNCOATED STEEL SURFACES COULD RESULT IN CORROSION AND POSSIBLE FAILURE OF THE PART. LANDING GEAR IS MOST SUSCEPTIBLE. The maintenance of an organic coating (paint) that meets aerospace specification MIL-C-38413 can help prevent corrosion.

### **9.3 Center Pivot Application Equipment**

All treatments described on this label or separately published supplemental labeling for this product may be made using center pivot irrigation equipment where appropriate, provided that the applicator complies with the precautions and restrictions specified on this label and in separate supplemental labeling published for this product.

This product alone or in tank mixture with other herbicides on this label, which are registered for center pivot application, may be applied using center pivot irrigation systems. Do not apply this product through any **other** type of irrigation system.

Ensure that the soil type and depth to ground water comply with the following restriction. On the following soil types, do not apply this product within 50 feet of any well where the depth to ground water is 30 feet or less: sands with less than 3 percent organic matter; loamy sands with less than 2 percent organic matter; or sandy loams with less than 1 percent organic matter.

Crop injury, lack of effectiveness, or illegal pesticide residues in the crop can result from non-uniform distribution of treated water. Use only in systems that apply uniformly.

If you have questions about calibration, you should contact State Extension Service specialists, equipment manufacturers or other experts.

Do not chemigate through systems connected to a public water system.

A person knowledgeable of the chemigation system and responsible for its operation, or under the supervision of the responsible person, shall shut the system down and make necessary adjustments should the need arise. Do not apply when system connections or fittings leak, when nozzles do not provide uniform distribution or when the line containing the product must be dismantled and drained. The system must contain a functional check valve, vacuum relief valve and low-pressure drain appropriately located on the irrigation pipeline to prevent water source contamination from back flow.

The pesticide injection pipeline must contain a functional, automatic, quick-closing check valve to prevent the flow of fluid back toward the injection pump.

The pesticide injection pipeline must also contain a functional, normally closed, solenoid operated valve located on the intake side of the injection pump and connected to the system interlock to prevent fluid from being withdrawn from the supply tank when the irrigation system is either automatically or manually shut down.

The system must contain functional interlocking controls to automatically shut off the pesticide injection pump when the water pump motor stops.



The irrigation line or water pump must include a functional pressure switch that will stop the water pump motor when the water pressure decreases to the point where pesticide distribution is adversely affected.

Systems must use a metering pump, such as a positive displacement injection pump (e.g., diaphragm pump) effectively designed and constructed of materials that are compatible with pesticides and capable of being fitted with a systems interlock. Pumps, injection equipment, agitation equipment, hoses and connections between supply tank and the point of injection must be constructed of materials which are resistant to this product.

Meter this product or a labeled tank-mixture of this product into the center pivot irrigation system after planting and before crop emergence. Herbicide application should be made in 1/2 to 3/4 inch of water per acre. Do not apply in more than 3/4 inch of water per acre under any conditions or reduced performance may occur. On very sandy soils (more than 60 percent sand and less than 1 percent organic matter), use a maximum of 1/2 inch water per acre. Good agitation must be maintained during the entire application period. Flush the system with water when application is complete. Refer to the "MIXING, SPRAYING AND HANDLING" section of the label for mixing procedures.

Do not apply this product in a tank-mixture through center pivot irrigation unless the treatment is specifically recommended on the label of the tank mixture product.

#### **9.4 Cultivation Information**

Delay cultivation after application of this product for as long as possible unless weeds or grasses emerge. Shallowly cultivate or rotary hoe immediately if weeds or grasses emerge. If cultivation is necessary because of soil crusting or compaction, set equipment shallow and minimize lateral soil movement to avoid dilution or displacement of the herbicide treatment.

### **10.0 APPLICATION TIMING AND METHODS**

#### **10.1 Preplant, At-Planting, and Preemergence Surface Application**

Where specified, applications of this product may be made prior to planting, at-planting, or prior to emergence of the crops listed on this label or in separately published supplemental labeling. *[Insert Brand Name]* will not control emerged weeds so it must be applied to a weed-free soil surface or in a tank-mixture with products that provide postemergence control of weeds at the time of application. Read and follow all restrictions and directions on tank-mix product labels. Precipitation or overhead sprinkler irrigation is required after application to move the herbicide into the weed germination zone to control un-emerged weeds. The amount of precipitation or irrigation required depends on existing soil moisture, soil type and percent organic matter content, but 1/2 to 3/4 inch is normally adequate. Do not utilize mechanical incorporation unless specifically recommended on this label or on separately published supplemental labeling for this product. If weeds emerge after treatment, rotary hoe or shallowly cultivate to control weeds.

#### **10.2 Postemergence Surface Application**

Postemergence surface applications of this product must be made postemergence to the crop but prior to weed seedling emergence or in a tank mixture that controls emerged weeds. *[Insert Brand Name]* will not control emerged weeds so it must be applied to a weed-free soil surface or in a tank-mixture with products that provide postemergence control of weeds at the time of application. Read and follow all restrictions and directions on tank-mix product labels. Precipitation or overhead sprinkler irrigation is required after application to move the herbicide into the weed germination zone to control un-emerged weeds. The amount of precipitation or irrigation required depends on existing soil moisture, soil type and percent organic matter content, but 1/2 to 3/4 inch is normally adequate. If weeds emerge after treatment, rotary hoe or shallowly cultivate to control weeds.

**NOTE:** DO NOT make postemergence surface applications using sprayable fluid fertilizer as the carrier because severe crop injury may occur.

### **11.0 WEEDS CONTROLLED**

When applied as directed under conditions described, this product and tank mixtures of this product will control or reduce competition from the weeds listed.

**NOTE:** C = Control R = Reduced Competition

## 11.1 Annual Grasses

<b>Barnyardgrass</b>	
<i>Echinochloa crus-galli</i>	C
<b>Crabgrass</b>	
<i>Digitaria ischaemum</i>	C
<b>Crowfootgrass</b>	
<i>Dactyloctenium</i>	C
<i>aegyptium (L.) Willd.</i>	
<b>Cupgrass,</b>	C
<b>prairie</b> <i>Eriochloa contracta Hitchc</i>	
<b>Foxtail:</b>	C
<b>giant</b> <i>Setaria faberi</i>	
<b>green robust purple, robust white</b>	
<i>Setaria viridis</i>	
<b>yellow</b> <i>Setaria lutescens</i>	
<b>Goosegrass</b>	
<i>Eleusine indica</i>	C
<b>Johnsongrass, seedling</b>	
<i>Sorghum halepense</i>	R
<b>Millet: foxtail</b> <i>Setaria italica</i>	R
<b>Oat, wild</b>	
<i>Avena fatua</i>	R
<b>Panicum:</b>	C
<b>browntop,</b> <i>Panicum fasciculatum</i>	
<b>fall,</b> <i>Panicum dichotomiflorum</i>	
<b>Panicum, Texas</b>	
<i>Panicum texanum</i>	R
<b>Rice, red</b>	
<i>Oryza sativa</i>	C
<b>Sandbur; Grassbur</b>	
<i>Cenchrus incertus</i>	R
<b>Shattercane; Wild cane</b>	
<i>Sorghum bicolor</i>	R
<b>Signalgrass, broadleaf</b>	
<i>Brachiaria platyphylla</i>	C
<b>Sprangletop, red</b>	
<i>Leptochloa filiformis</i>	C
<b>Wheat, volunteer</b>	
<i>Triticum aestivum</i>	R
<b>Witchgrass</b>	
<i>Panicum capillare L.</i>	C

## 11.2 Annual Broadleaves

<b>Beggarweed, Florida</b>	
<i>Desmodium tortuosum</i>	R
<b>Carpetweed</b>	
<i>Mollugo verticillata</i>	C
<b>Galinsoga</b>	
<i>Galinsoga spp.</i>	C
<b>Groundcherry, cutleaf</b>	
<i>Physalis angulata</i>	R
<b>Henbit</b>	
<i>Lamium amplexicaule</i>	C
<b>Lambsquarters</b>	
<i>Chenopodium album</i>	C
<b>Nightshade, black, <i>Solanum nigrum</i> hairy, <i>Solanum sarrachoides</i></b>	C
<b>Pigweed: Carelessweed</b>	
<i>Amaranthus spp.</i>	C
<b>Purslane</b>	
<i>Portulaca oleracea</i>	C
<b>Pusley, Florida</b>	
<i>Richardia scabra</i>	C
<b>Sida, prickly; Teaweed</b>	
<i>Sida spinosa</i>	R
<b>Smartweed</b>	
<i>Polygonum pensylvanicum</i>	R
<b>Starbur, bristly</b>	
<i>Acanthospermum hispidum</i>	R
<b>Waterhemp</b>	
<i>Amaranthus tuberculatus</i>	C

## 12.0 ALFALFA

### 12.1 [Insert Brand Name] for Preplant, At-Planting, or Preemergence Applications Alfalfa

#### **New Stand Establishment (Seeding Year):**

This product may be applied preplant, at the time of planting, or after planting but prior to emergence of newly seeded stands of alfalfa, including Roundup Ready alfalfa, at rates of 1.25 up to 2 quarts (0.94 to 1.5 lbs a.i.) per acre in a single application. Apply this product broadcast to the soil surface based on soil texture and percent organic matter according to the rate table provided below.

Do not exceed a maximum of 2 quarts (1.5 lbs a.i.) per acre of this product as a single application.

Do not exceed a total of 3 applications of this product per alfalfa growing season.

Do not exceed a combined total of 4 quarts (3 lbs a.i.) per acre per year in newly established stands (seeding year) when making multiple applications of this product or other acetochlor containing products.

Do not use this product on alfalfa grown for seed production.

SOIL TEXTURAL GROUP	BROADCAST APPLICATION RATES PER ACRE*					
	Less than 1.5% Organic Matter (quarts)			1.5% or More Organic Matter (quarts)		
Coarse	1.25	to	1.6	1.25	to	1.7
Medium	1.25	to	1.7	1.25	to	1.9
Fine	1.25	to	1.9	1.25	to	2.0

\* Use the higher rate in the range for areas of heavy weed infestation.

## 12.2 [Insert Brand Name] for Postemergence Use in Alfalfa

### ***New Stand Establishment (Seeding Year):***

**For fall-planted alfalfa**, including Roundup Ready alfalfa, this product may be applied at 1.25 to 2 quarts per acre up to or at the 4th-trifoliolate stage following emergence of the new stand, or following green-up or re-growth the following spring. Wait a minimum of 20 days after application before cutting for forage or hay, or before open grazing of forage by livestock.

**For spring-planted alfalfa**, including Roundup Ready alfalfa, this product may be applied at 1.25 to 2 quarts per acre up to or at the 4th-trifoliolate stage following emergence of the new stand. Wait a minimum of 20 days after application before cutting for forage or hay, or before open grazing of forage by livestock.

**After either the first or second *cutting* in the seeding year, but no later than 7 days after the *cutting***, a sequential application of this product may be made at 1.25 to 2 quarts per acre. Wait a minimum of 20 days between application and cutting for forage or hay, or before open grazing of forage by livestock.

Do not exceed a maximum of 2 quarts per acre of this product in any single application.

Do not exceed a total of 3 applications of this product per alfalfa growing season.

Do not exceed a combined total of 4 quarts (3 lbs a.i.) per acre per year in a newly established stand (seeding year) when making multiple applications of this product or other acetochlor containing products.

Remove domestic livestock from alfalfa stands before making applications of this product.

Do not use this product on alfalfa grown for seed production.

Application of this product followed by conditions that do not foster adequate stand growth or which cause stress (cold, wet soils), waterlogged conditions, excessive irrigation or rainfall, may result in crop injury.

### *[Optional label statements:*

Do not replant alfalfa into an alfalfa stand where *[insert brand name]* has been previously applied, as crop injury may result.

Application of this product followed by conditions that result in loss of the alfalfa stand may result in significant crop injury when alfalfa is subsequently replanted into the treated area.

The user is responsible to ensure that the alfalfa stand is at a desirable level before using *[insert brand name]*.

If *[insert brand name]* has been applied and the alfalfa stand fails due to adverse weather or any other reasons, replanting alfalfa or sugar beets is not recommended.

See the "Replanting and Rotational Crops" section of the main label booklet for this product for a list of crops that may be replanted immediately.]

### **Established Alfalfa Stands (Non-Seeding Year):**

This product may be applied postemergence (in-crop) after spring green-up in established stands of all varieties of alfalfa, including Roundup Ready alfalfa.

This product may be applied broadcast over top of the alfalfa stand according to the rate table listed below. Applications of this product may be made between cuttings, and no later than 7 days after a cutting, at a rate of 1.25 to 2 quarts per acre. Removed any previously cut forage or hay from the field before making an application.

Allow a minimum of 20 days between an application and subsequent cutting for forage or hay, or before open grazing of forage by livestock.

Do not exceed a maximum of 2 quarts (1.5 lbs a.i.) per acre of this product as a single application.

Do not exceed a total of 3 applications of this product per alfalfa growing season.

Do not exceed a combined total of 4 quarts (3 lbs a.i.) per acre per year in established stands when making multiple applications of this product or other acetochlor containing products.

*[Optional label statements: Application of this product followed by conditions that result in loss of the alfalfa stand may result in significant crop injury when alfalfa is subsequently replanted into the treated area. The user should take care to ensure that stand is at a desirable level before using [insert brand name]. If [insert brand name] has been applied and the stand fails due to adverse weather or any other reasons, replanting alfalfa or sugar beets is not recommended. See the "Replanting and Rotational Crops" section of the main label booklet for this product for a list of crops that may be replanted immediately.]*

SOIL TEXTURAL GROUP	BROADCAST APPLICATION RATES PER ACRE*					
	Less than 1.5% Organic Matter (quarts)			1.5% or More Organic Matter (quarts)		
Coarse	1.25	to	1.6	1.25	to	1.7
Medium	1.25	to	1.7	1.25	to	1.9
Fine	1.25	to	1.9	1.25	to	2.0

\* Use the higher rate in the range for areas of heavy weed infestation.

### **12.3 Tank Mixtures for Postemergence Use in Alfalfa**

It is the applicator's responsibility to ensure that all products used in a tank mixture with this product are registered for the specific postemergence application timing in alfalfa. Read and follow all applicable restrictions and limitations and directions for use involving tank mixing on all product labels included in the tank mixture, including any applicable crop injury precautions. The end-user must follow the most restrictive directions for use and precautionary statements on the labeling of each product in the tank mixture.

This product may be applied **postemergence** to alfalfa in a tank-mix with the following products to expand weed control spectrum or for control of emerged weeds at the time of application.

*[Insert the active ingredient name(s) or brand name of product(s) containing the following active ingredient(s) that, at the time of label printing, are registered for use preplant or preemergence in alfalfa:*

*2,4-DB, clethodim, glyphosate, imazamox, imazethapyr,*

*Pursuit, Raptor, Roundup Brand Agricultural Herbicides, Select Max]*

Application of *[Insert Brand Name]* in tank mixture with products not recommended on this label or to soils where other applications of soil applied herbicides have been made may increase the potential for injury with this product.

### 13.0 FIELD CORN AND PRODUCTION SEED CORN

#### 13.1 *[Insert Brand Name]* for Preplant, At-Planting, or Preemergence Applications in Field Corn

Applications of this product may be made preplant, at-planting, or preemergence in field corn in the following listed states only, or only in other states listed on separately published supplemental labeling for this product:

*[Select from the following list of states for insertion into the label at the time of label printing:*

**Alabama, Arkansas, Georgia, Hawaii, Louisiana, Mississippi, New Mexico, North Carolina, Oklahoma, South Carolina, Tennessee, Texas, and Virginia]**

When applied preplant, at-planting, or preemergence in field corn and production seed corn, including Corn Hybrids with Roundup Ready 2 Technology, this product will provide preemergence control or reduced competition of the annual weeds listed in the "WEEDS CONTROLLED" section of this label. If weeds are emerged at the time of application, apply a labeled postemergence herbicide to control emerged weeds. Use of a residual herbicide for the control of weeds not listed on this label is recommended. Applications may be made in a tank mixture with the products listed below. Observe all directions for use, precautions, and restrictions on the labeling of the tank mixed postemergence herbicide or residual herbicide.

#### Approved Application Systems

Ground: Broadcast boom

Aerial: Fixed-wing and helicopter. **Allowed in selected states only - see Aerial Application Equipment Section** *[insert section number]* of this label for additional information.

#### Approved Application Methods

##### Preplant, At-planting or Preemergence Surface

*[Insert Brand Name]* may be applied preplant, at-planting or preemergence to field corn and production seed corn at 1.5 to 3 quarts per acre (qts/A) according to the rate table below. Apply broadcast to the soil surface according to the rate table listed below. Mechanical incorporation is not recommended. This product applied alone will not control emerged weeds.

Application of this product, followed by conditions that do not favor adequate crop growth, or which cause stress (cold, wet soils), or under waterlogged conditions from excessive irrigation or rainfall, may result in crop response. Do not apply if these conditions are forecast within 10 days of application. Application of this product with other residual herbicides may increase the potential for crop injury.

#### Application Rates (minimum and maximum range)

SOIL TEXTURAL GROUP	BROADCAST RATE PER ACRE*				
	Less than 3% Organic Matter (quarts)			3% or More Organic Matter (quarts)	
Coarse	1.5	To	2.0	2.0	

Medium	1.5	To	2.75	2.0	to	2.75
Fine	1.5	To	2.75	2.75	to	3.0

\* Use the higher rate in the range for areas of heavy weed infestation.

**Tank Mixes:** It is the applicator's responsibility to ensure that all products used in a tank mixture with this product are registered for the specific preplant or preemergence application timing in corn. Read and follow all applicable restrictions and limitations and directions for use involving tank mixing on all product labels included in the tank mixture, including any applicable crop injury precautions. The end-user must follow the most restrictive directions for use and precautionary statements on the labeling of each product in the tank mixture.

This product may be applied preplant, at-planting or preemergence in a tank-mixture with the following products for improved residual weed control spectrum in field corn:

*[Insert active ingredient(s) only from the list below, and/or insert brand name(s) of products containing the active ingredient(s) only from the list below, that, at the time of label printing, are registered for use preplant or preemergence in field corn:]*

2,4-D, atrazine, carfentrazone, glyphosate, isoxaflutole, mesotrione, dicamba, diflufenzopyr, simazine, flumiclorac,

Aim® EC, Balance® PRO, Balance® Flexx, Callisto®, Clarity®, Distinct®, Linex® 4L, Lorox® DF, linuron, Marksman®, Princep®, Resource®, Roundup® Brand Agricultural herbicides]

### 13.2 **[Insert Brand Name] for Postemergence Use in Field Corn**

This product, when applied postemergence in field corn and production seed corn, including Corn Hybrids with Roundup Ready 2 Technology, as one or two applications, will provide preemergence control or reduced competition of the annual grasses and broadleaf weeds listed in the "WEEDS CONTROLLED" section of this label. If weeds are emerged at time of application, apply a labeled postemergence herbicide with this product to control the emerged weeds. Observe the directions for use, precautions and restrictions on the label of the postemergence herbicide.

#### **Approved Application Systems**

Ground: Broadcast boom

Aerial: Fixed-wing and helicopter. **Allowed in selected states only - see Aerial Application Equipment Section [insert section number] of this label for additional information.**

#### **Approved Application Methods**

##### **Postemergence Surface**

Apply this product prior to weed emergence in emerged field corn, including Corn Hybrids with Roundup Ready 2 Technology. The product may be applied from seedling emergence until the corn reaches 30 inches in height. Directed spray may be used to minimize interference of spray by crop and to increase soil coverage. Drop nozzles will provide optimum spray coverage and weed control when corn height is 24 to 30 inches. Use rates are defined in the table below. Use the higher rate on larger weeds and where heavy weed infestations exist. Weeds emerged at the time of application are not controlled by this product. If weeds are emerged at application, apply a labeled postemergence herbicide with this product to control the emerged weeds, or shallowly cultivate or rotary hoe to improve performance. See section *[insert section number]* of this label for recommended tank mix products for postemergence applications in field corn.

Apply *[Insert Brand Name]* broadcast over-the-top or directed to the soil surface, according to the rate table listed below. An application before weeds emerge, or after clean cultivation is necessary as this product will not control emerged weeds.



DO NOT apply *[Insert brand name]* herbicide on sweet corn.

DO NOT exceed 4 quarts (3 lbs acetochlor) per acre per year of acetochlor when making multiple applications.

DO NOT make postemergence surface applications using sprayable fluid fertilizer as the carrier because severe crop injury may occur.

DO NOT graze treated area or feed treated forage to livestock for 40 days following application of this product.

**Application Rates (minimum and maximum range)**

SOIL TEXTURAL GROUP	BROADCAST RATE PER ACRE*					
	Less than 3% Organic Matter (quarts)			3% or More Organic Matter (quarts)		
Coarse	1.5	to	2.0	2.0		
Medium	1.5	to	2.75	2.0	to	2.75
Fine	1.5	to	2.75	2.75	to	3.0

\* Use the higher rate in the range for areas of heavy weed infestation.

**13.3 *[Insert Brand Name]* plus Roundup Agricultural Herbicides on Corn Hybrids with Roundup Ready 2 Technology**

This program may be used postemergence, from seedling emergence until the corn reaches 30 inches in height, in tank mixture with Roundup agricultural herbicides on corn hybrids with Roundup Ready 2 Technology. Corn hybrids with Roundup Ready 2 Technology include Roundup Ready Corn 2 and seed products displaying the Roundup Ready 2 Technology logo. Refer to Roundup agricultural herbicide labels for specific weeds controlled postemergence.

**Approved Application Systems**

Ground: Broadcast boom

Aerial: Fixed-wing and helicopter. **Allowed in selected states only - see Aerial Application Equipment, Section *[insert section number]* of this label for additional information.**

**Approved Application Methods**

**Postemergence Surface**

It is the applicator's responsibility to ensure that all products used in a tank mixture with this product are registered for the specific postemergence application timing in corn. Read and follow all applicable restrictions and limitations and directions for use involving tank mixing on all product labels included in the tank mixture, including any applicable crop injury precautions. The end-user must follow the most restrictive directions for use and precautionary statements on the labeling of each product in the tank mixture.

This tank mix may be applied from seedling emergence until the corn reaches 30 inches in height. Directed spray may be used to minimize interference of spray by crop and to increase soil coverage. Drop nozzles are recommended for optimum spray coverage and weed control when corn height is 24 to 30 inches. Labeled use rates for this tank mix are defined in the table below. Use the higher rate on larger weeds and where heavy weed infestations exist. This tank mix should be applied when weeds are 2 to 4 inches in height and before the weed height and/or density become competitive with the crop.

For difficult to control weeds such as fall panicum, barnyardgrass, crabgrass, shattercane, broadleaf signalgrass and Pennsylvania smartweed use the higher rates of Roundup agricultural herbicides.

DO NOT use [*Insert Brand Name*] Herbicide on sweet corn.

DO NOT exceed 4 quarts (3 lbs. acetochlor) per acre per year when making a second application.

DO NOT make postemergence surface applications using sprayable fluid fertilizer as the carrier because severe crop injury may occur.

DO NOT graze treated area or feed treated forage to livestock for 40 days following application of this product.

AVOID DRIFT. EXTREME CARE MUST BE USED WHEN APPLYING THIS PRODUCT IN A TANK MIXTURE WITH A ROUNDUP AGRICULTURAL HERBICIDE TO PREVENT INJURY TO DESIRABLE PLANTS AND CROPS WHICH DO NOT CONTAIN A GLYPHOSATE TOLERANCE GENE.

**Application Rates (minimum and maximum range)**

SOIL TEXTURAL GROUP	BROADCAST RATE PER ACRE*	
	[ <i>Insert Brand Name</i> ] HERBICIDE (quarts)	ROUNDUP AGRICULTURAL HERBICIDES
Coarse	1.5 to 2.0	Per Labeled Rate
Medium	1.5 to 2.75	Per Labeled Rate
Fine	1.5 to 3.0	Per Labeled Rate

\* Use the higher rate in the range for areas of heavy weed infestation.

**13.4 [*Insert Brand Name*] Additional Tank-Mixtures for Postemergence Use in Field Corn (All Types)**

It is the applicator's responsibility to ensure that all products used in a tank mixture with this product are registered for the specific postemergence application timing in corn. Read and follow all applicable restrictions and limitations and directions for use on all product labels included in the tank mixture, including any applicable crop injury precautions. The end-user must follow the most restrictive directions for use and precautionary statements on the labeling of each product in the tank mixture.

This product may be tank-mixed with the following products for postemergence applications in field corn and production seed corn, including corn hybrids with Roundup Ready 2 Technology, include Roundup Ready Corn 2:

[*Insert active ingredient(s) only from the list below, and/or insert brand name(s) of products containing the active ingredient(s) only from the list below that, at the time of printing, are registered for use post-emergence to field corn:*

2,4-D, atrazine, carfentrazone-ethyl, clopyralid, dicamba, diflufenzopyr, flumetsulam, flumiclorac pentyl ester, glyphosate, isoxaflutole, linuron, mesotrione, metribuzin, pendimethalin, rimsulfuron, topramezone,

Aim, Aim EC, Axiom, Balance, Banvel, Callisto, Clarity, Define, Distinct, Epic, Hornet, Impact, Linex, Lorox, Marksman, Prowl, Python, Resource, Shark]

**14.0 COTTON**

**14.1 [*Insert Brand Name*] for Preplant, At-Planting, or Preemergence Use in Cotton**

When applied preplant, at-planting, or preemergence to cotton, including Roundup Ready cotton and Roundup Ready Flex cotton, as one or two applications, this product will provide preemergence control or reduced competition of the annual grasses and broadleaf weeds listed in the "WEEDS CONTROLLED" section of this label. If weeds are emerged at time of application apply a labeled postemergence herbicide with this product to control the emerged weeds. Use of a residual herbicide for the control of weeds not listed on this label is recommended. Applications may be made in a tank mixture with the products listed below. Observe the directions for use, precautions and restrictions on the label of the tank mixture herbicide.

**Approved Application Systems**

Ground: Broadcast boom

Aerial: Fixed-wing and helicopter. **Allowed in selected states only - see Aerial Application Equipment section [insert section number] of this label for additional information.**

**Approved Application Methods**

**Preplant, At-planting or Preemergence Surface**

[Insert Brand Name] may be applied preplant, at-planting or preemergence to **cotton** at 1.25 to 2 quarts per acre (qts/A) according to the rate table below. The optimum rate of application is 1.5 qts/A. Apply broadcast to the soil surface according to the rate table listed below. Mechanical incorporation is not recommended. This product will not control emerged weeds.

Application of this product with other postemergence or soil applied herbicides may increase the potential for crop injury.

Application of this product followed by conditions that do not favor adequate crop growth or which cause stress (cold, wet soils), or under waterlogged conditions from excessive irrigation or rainfall, may result in crop injury.

DO NOT exceed 4 quarts (3 lbs acetochlor) per acre per year when making a second application, including a postemergence application in cotton.

**Application Rates (minimum and maximum range)**

SOIL TEXTURAL GROUP	BROADCAST RATE PER ACRE*					
	Less than 1.5% Organic Matter (quarts)			1.5% or More Organic Matter (quarts)		
Coarse	1.25	To	1.6	1.25	To	1.7
Medium	1.25	To	1.7	1.25	To	1.9
Fine	1.25	To	1.9	1.25	To	2.0

\* Use the higher rate in the range for areas of heavy weed infestation.

**Tank Mixtures:** It is the applicator’s responsibility to ensure that all products used in a tank mixture with this product are registered for the specific pre-plant or preemergence application timing in cotton. Read and follow all applicable restrictions and limitations and directions for use involving tank mixing on all product labels included in the tank mixture, including any applicable crop injury precautions. The end-user must follow the most restrictive directions for use and precautionary statements on the labeling of each product in the tank mixture.

This product may be tank mixed with the following products when applied preplant, at-planting, or preemergence in **cotton**.

[Insert active ingredient(s) only from the list below, and/or insert brand name(s) of products containing the active ingredient(s) only from the list below, that, at the time of printing, are registered for use preplant or preemergence in cotton:

diuron, fluometuron, flumioxazin, fomesafen, paraquat, pendimethalin, prometryn, pyriithiobac-sodium,

Caparol 4L, Cotoran 4L, Direx 4L, Gramoxone Inteon, Flexstar GT, Prowl, Reflex, Roundup Brand Agricultural Herbicides, Rowel, Staple, Valor]

## 14.2 [Insert Brand Name] for Postemergence Use in Cotton

When applied postemergence to cotton, including to Roundup Ready cotton and Roundup Ready Flex cotton, as one or two applications, this product will provide preemergence control or reduced competition of the annual grasses and broadleaf weeds listed in the "WEEDS CONTROLLED" section of this label. If weeds are emerged at time of application apply a labeled postemergence herbicide with this product to control the emerged weeds. Use of a residual herbicide for the control of weeds not listed on this label is recommended. See sections [insert section number] and [insert section number] of this label for recommended tank mix products for postemergence applications in cotton. Observe the directions for use, precautions and restrictions on the label of the postemergence herbicide.

### Approved Application Systems

Ground: Broadcast boom

Aerial: Fixed-wing and helicopter. **Allowed in selected states only - see Aerial Application Equipment section [insert section number] of this label for additional information.**

### Approved Application Methods

#### Postemergence Surface

Apply this product postemergence to cotton and prior to weed emergence. The application should be made after cotton is completely emerged but before cotton reaches first bloom. Apply this product when crop is small or direct spray to the soil surface to minimize interference of spray by crop. The optimum timing and rate of application is when cotton is in 2 to 3 leaf stage or prior to weed emergence at 1.5 qts/A. Directed applications may be used to increase soil coverage and canopy penetration after cotton reaches 5 to 6 leaf stage. Use rates are defined in the table below. Use the higher rate where heavy weed infestations exist. Weeds emerged at the time of application are not controlled by this product. If weeds are emerged at application, apply a labeled postemergence herbicide with this product to control the emerged weeds or shallowly cultivate or rotary hoe to improve performance. See sections [insert section number] and [insert section number] of this label for recommended tank mix products for postemergence over-the-top and post-direct applications in cotton.

Apply this product broadcast over-the-top or directed to the soil surface, according to the rate table listed below. Application before weeds emerge, or after clean cultivation is necessary as this product will not control emerged weeds.

In sprinkler-irrigated areas, sprinkler irrigate after application with 1/2-3/4 inch of water (1/2 inch on coarse-textured soils to 3/4 inch on fine-textured soils) to incorporate product. In furrow-irrigated areas, apply product, incorporate with a rolling cultivator or similar implement that provides uniform shallow incorporation (2 inches or less), and then irrigate. In non-irrigated areas, if at least 1/2 inch of rainfall does not occur within 10 days after application, cultivate with a rolling cultivator or similar implement that provides shallow incorporation of the product.

DO NOT make postemergence surface applications using sprayable fluid fertilizer as the carrier because severe crop injury may occur.

DO NOT graze treated area or feed treated cotton forage to livestock following application of this product.

DO NOT exceed 4 quarts (3 lbs acetochlor) per acre per year when making a second application.

**Application Rates (minimum and maximum range)**

SOIL TEXTURAL GROUP	BROADCAST RATE PER ACRE*					
	Less than 1.5% Organic Matter (quarts)			1.5% or More Organic Matter (quarts)		
Coarse	1.25	To	1.6	1.25	To	1.7
Medium	1.25	To	1.7	1.25	To	1.9
Fine	1.25	To	1.9	1.25	To	2.0

\* Use the higher rate in the range for areas of heavy weed infestation.

**14.3 [Insert Brand Name] plus Roundup Agricultural Herbicides in Roundup Ready Cotton**

This program may be used postemergence over-the-top in a tank mixture with a Roundup agricultural herbicide in Roundup Ready Cotton when cotton is completely emerged until the 4-leaf (node) stage of development (until the fifth true leaf reaches the size of a quarter). This program may also be used postemergence directed through first bloom when applied with a precision post-directed or hooded sprayer. Refer to Roundup agricultural herbicide labels for specific weeds controlled postemergence.

**Over-the-top applications of this tank mix to Roundup Ready Cotton made after the 4-leaf (node) stage of development may result in boll loss, delayed maturity and/or yield loss.**

**Approved Application Systems**

Ground: Broadcast boom

Aerial: Fixed-wing and helicopter. **Allowed in selected states only - see Aerial Application Equipment section [insert section number] of this label for additional information.**

**Approved Application Methods**

**Postemergence Surface**

This tank mix may be applied after Roundup Ready Cotton is completely emerged until the 4-leaf (node) stage of development. The optimum timing and rate of application is when cotton is in 2 to 3 leaf stage at 1.5 qts/A. If this tank mix is used after the 4-leaf (node) stage, it must be applied with a precision post-directed or hooded sprayer. Contact of the spray with the cotton leaves should be avoided to the maximum extent possible. Labeled use rates for this tank mix are defined in the table below. Use the higher rate on larger weeds and where heavy weed infestations exist. This tank mix should be applied when weeds are 2 to 4 inches in height and before the weed height and/or density become competitive with the crop.

For difficult to control weeds such as fall panicum, barnyardgrass, crabgrass, shattercane, broadleaf signalgrass and Pennsylvania smartweed use the higher rates of Roundup agricultural herbicides.

DO NOT make postemergence surface applications using sprayable fluid fertilizer as the carrier because severe crop injury may occur.

**AVOID DRIFT. EXTREME CARE MUST BE USED WHEN APPLYING THIS PRODUCT IN A TANK MIXTURE WITH A ROUNDUP AGRICULTURAL HERBICIDE TO PREVENT INJURY TO DESIRABLE PLANTS AND CROPS WHICH DO NOT CONTAIN A GLYPHOSATE TOLERANCE GENE.**

DO NOT exceed 4 quarts (3 lbs. acetochlor) per acre per year when making a second application.

DO NOT graze treated area or feed treated cotton forage to livestock following application of this product.

**Application Rates (minimum and maximum range)**

	BROADCAST RATE PER ACRE*	
SOIL TEXTURAL GROUP	[Insert Brand Name] HERBICIDE (quarts)	ROUNDUP AGRICULTURAL HERBICIDES
Coarse	1.25 to 1.7	Per Labeled Rate
Medium	1.25 to 1.9	Per Labeled Rate
Fine	1.25 to 2.0	Per Labeled Rate

\* Use the higher rate in the range for areas of heavy weed infestation.

**14.4 [Insert Brand Name] plus Roundup Agricultural Herbicides in Roundup Ready Flex Cotton**

This program may be used postemergence in a tank mixture with a Roundup agricultural herbicide in Roundup Ready Flex Cotton. Apply postemergence when cotton is completely emerged until cotton reaches first bloom. Refer to Roundup agricultural herbicide labels for specific weeds controlled postemergence.

**Approved Application Systems**

Ground: Broadcast boom

Aerial: Fixed-wing and helicopter. **Allowed in selected states only - see Aerial Application Equipment section [insert section number] of this label for additional information.**

**Approved Application Methods****Postemergence Surface**

This tank mix may be applied after cotton is completely emerged and until cotton reaches first bloom. The optimum timing and rate of application is when cotton is in 2 to 3 leaf stage at 1.5 qts/A. Directed applications may be used to increase soil coverage and canopy penetration after cotton reaches 5 to 6 leaf stage. Labeled use rates for this tank mix are defined in the table below. Use the higher rate on larger weeds and where heavy weed infestations exist. This tank mix should be applied when weeds are 2 to 4 inches in height and before the weed height and/or density become competitive with the crop.

For difficult to control weeds such as fall panicum, barnyardgrass, crabgrass, shattercane, broadleaf signalgrass and Pennsylvania smartweed use the higher rates of Roundup agricultural herbicides.

DO NOT make postemergence surface applications using sprayable fluid fertilizer as the carrier because severe crop injury may occur.

AVOID DRIFT. EXTREME CARE MUST BE USED WHEN APPLYING THIS PRODUCT IN A TANK MIXTURE WITH A ROUNDUP AGRICULTURAL HERBICIDE TO PREVENT INJURY TO DESIRABLE PLANTS AND CROPS WHICH DO NOT CONTAIN A GLYPHOSATE TOLERANCE GENE.

DO NOT exceed 4 quarts (3 lbs. acetochlor) per acre per year when making a second application.

DO NOT graze treated area or feed treated cotton forage to livestock following application of this product.

**Application Rates (minimum and maximum range)**

	BROADCAST RATE PER ACRE*	
SOIL TEXTURAL GROUP	[Insert Brand Name] HERBICIDE (quarts)	ROUNDUP AGRICULTURAL HERBICIDES

Coarse	1.25 to 1.7	Per Labeled Rate
Medium	1.25 to 1.9	Per Labeled Rate
Fine	1.25 to 2.0	Per Labeled Rate

\* Use the higher rate in the range for areas of heavy weed infestation.

#### 14.5 *[Insert Brand Name]* Additional Tank-Mixtures for Postemergence Over-The-Top Use in Cotton (All Types)

It is the applicator's responsibility to ensure that all products used in a tank mixture with this product are registered for the specific postemergence application timing in cotton. Read and follow all applicable restrictions and limitations and directions for use involving tank mixing on all product labels included in the tank mixture, including any applicable crop injury precautions. The end-user must follow the most restrictive directions for use and precautionary statements on the labeling of each product in the tank mixture.

This product may be tank-mixed with the following products when applied postemergence over-the-top in cotton:

*[Insert active ingredient(s) only from the list below, and/or insert brand name(s) of products containing the active ingredient(s) only from the list below, that, at the time of label printing, are registered for use postemergence to cotton:]*

clethodim, fenoxaprop-P-ethyl, fluazifop-P, pyriithiobac sodium, quizalofop-P-ethyl, sethoxydim  
Assure II, Envoke, Fusilade, Ignite, Poast Plus, Pyrimax, Select MAX, Staple]

#### 14.6 *[Insert Brand Name]* Additional Tank-Mixtures for Post-Directed Use in Cotton (All Types)

It is the applicator's responsibility to ensure that all products used in a tank mixture with this product are registered for the specific post-directed application timing in cotton. Read and follow all applicable restrictions and limitations and directions for use involving tank mixing on all product labels included in the tank mixture, including any applicable crop injury precautions. The end-user must follow the most restrictive directions for use and precautionary statements on the labeling of each product in the tank mixture.

This product may be tank-mixed with the following products when applied post-directed in cotton:

*[Insert active ingredient(s) only from the list below, and/or insert brand name(s) of products containing the active ingredient(s) only from the list below, that, at the time of label printing, are registered for use post-directed to cotton:]*

carfentrazone-ethyl, diuron, flumioxazin, MSMA, pendimethalin, quizalofop-P-ethyl, prometryn, pyriithiobac sodium, trifloxysulfuron-sodium  
Aim, Caparol, Chateau, Direx, Envoke, Layby-Pro, Rowel, Staple, Valor]

### 15.0 PEANUT

#### 15.1 *[Insert Brand Name]* for Preplant, At-Planting, or Preemergence Use in Peanut

This product, when applied preplant, at-planting, or preemergence in peanut will provide preemergence control or reduced competition of the annual weeds listed in the "WEEDS CONTROLLED" section of this label. If weeds are emerged at the time of application, apply a labeled postemergence herbicide with this product to control the emerged weeds. Observe the directions for use, precautions, and restrictions on the label of the postemergence herbicide.

#### Approved Application Systems

Ground: Broadcast boom  
 Aerial: Fixed-wing and helicopter. **Allowed in selected states only - see Aerial Application Equipment section [insert section number] of this label for additional information.**

**Approved Application Methods**

**Preplant, At-planting, or Preemergence Surface**

This product may be applied preplant, at-planting, or preemergence to peanut at 1.25 to 2 quarts (0.94 to 1.5 lbs a.i.) per acre. Apply broadcast to the soil surface according to the rate table listed below.

**Tank Mixtures:** It is the applicator’s responsibility to ensure that all products used in a tank mixture with this product are registered for the specific preplant or preemergence application timing in peanut. Read and follow all applicable restrictions and limitations and directions for use involving tank mixing on all product labels included in the tank mixture, including any applicable crop injury precautions. The end-user must follow the most restrictive directions for use and precautionary statements on the labeling of each product in the tank mixture.

This product may be applied early preplant or preemergence to peanut together with the following products in order to expand the weed control spectrum:

[Insert active ingredient(s) only from the list below, and/or insert brand name(s) of products containing the active ingredient(s) only from the list below, that, at the time of label printing, are registered for use preplant or preemergence in peanut:

pendimethalin, ethalfluralin, diclosulam, trifluralin

Prowl®, Sonalan®, Strongarm®, Treflan®, Rowel, Valor]

Preplant *soil incorporated* applications together with Prowl, Sonalan, Strongarm or Treflan are not recommended due to risk of crop injury and reduced weed control.

Application of [Insert Brand Name] in a tank mixture with other products, or to soils where other applications of soil applied herbicides have been made, may increase the potential for injury with this product.

Application of [Insert Brand Name] followed by conditions that do not foster adequate crop growth, or cause stress (cold, wet soils), waterlogged conditions, excessive irrigation or rainfall, may result in crop injury.

Application made before weeds emerge, or after clean cultivation, is necessary, as this product will not control emerged weeds.

DO NOT exceed a total of 4 quarts (3 lbs acetochlor) per acre per season when making multiple applications.

Do not exceed a total of 3 applications per season.

Allow a minimum of 90 days between last application and grazing or feeding of peanut hay to livestock.

**Application Rates (minimum and maximum range)**

	BROADCAST RATE PER ACRE*	
SOIL TEXTURAL GROUP	Less than 1.5% Organic Matter (quarts)	1.5% or More Organic Matter (quarts)



Coarse	1.25	to	1.6	1.25	to	1.7
Medium	1.25	to	1.7	1.25	to	1.9
Fine	1.25	to	1.9	1.25	to	2.0

\* Use the higher rate in the range for areas of heavy weed infestation.

## 15.2 *[Insert Brand Name]* for Postemergence Use in Peanut

This product, when applied postemergence in peanut will provide preemergence control or reduced competition of the annual weeds listed in the "WEEDS CONTROLLED" section of this label. If weeds are emerged at the time of application, apply a labeled postemergence herbicide with this product to control the emerged weeds. Observe the directions for use, precautions, and restrictions on the label of the postemergence herbicide.

### Approved Application Systems

Ground: Broadcast boom

Aerial: Fixed-wing and helicopter. **Allowed in selected states only - see Aerial Application Equipment section *[insert section number]* of this label for additional information.**

### Approved Application Methods

#### Postemergence Surface

*[Insert Brand Name]* may be applied postemergence to peanut at 1.25 to 2 quarts per acre after crop emergence up through the R1 growth stage (beginning bloom). R1 ends as 50% of the plants in an area have a visible peg (R2). Apply broadcast over the top of the crop or directed to the soil surface according to the rate table listed below. Do not exceed 2 quarts (1.5 lbs a.i.) per acre as a single application. Allow at least 7 days between sequential applications.

**Tanks Mixtures:** It is the applicator's responsibility to ensure that all products used in a tank mixture with this product are registered for the specific postemergence application timing in peanut. Read and follow all applicable restrictions and limitations and directions for use involving tank mixing on all product labels included in the tank mixture, including any applicable crop injury precautions. The end-user must follow the most restrictive directions for use and precautionary statements on the labeling of each product in the tank mixture.

This product may be applied postemergence to peanut together with the following products to expand weed control spectrum or for control of emerged weeds at the time of application:

*[Insert active ingredient(s) only from the list below, and/or insert brand name(s) of products containing the active ingredient(s) only from the list below, that, at the time of label printing, are registered for use postemergence in peanut:*

2,4-DB, flumioxazin, paraquat, imazapic, lactofen, bentazon, acifluofen

Gramoxone®, Firestorm®, Parazone®, Cadre®, Cobra®, Storm®, Ultra Blazer®]

Application of *[Insert Brand Name]* in a tank mixture with other products or to soils where other applications of soil applied herbicides have been made, may increase the potential for injury with this product.

Application of *[Insert Brand Name]* followed by conditions that do not foster adequate crop growth, or cause stress (cold, wet soils), waterlogged conditions, excessive irrigation or rainfall, may result in crop injury.

Application made before weeds emerge, or after clean cultivation, is necessary, as this product will not control emerged weeds.

DO NOT exceed a total of 4 quarts (3 lbs acetochlor) per acre per season when making multiple applications.

Do not exceed a total of 3 applications per season.

Allow a minimum of 90 days between last application and grazing or feeding of peanut hay to livestock.

**Application Rates (minimum and maximum range)**

SOIL TEXTURAL GROUP	BROADCAST RATE PER ACRE*					
	Less than 1.5% Organic Matter (quarts)			1.5% or More Organic Matter (quarts)		
Coarse	1.25	to	1.6	1.25	to	1.7
Medium	1.25	to	1.7	1.25	to	1.9
Fine	1.25	to	1.9	1.25	to	2.0

\* Use the higher rate in the range for areas of heavy weed infestation.

**16.0 Forage or Grain Sorghum (Milo)**

**16.1 [Insert Brand Name] Preplant Incorporated, Preemergence, or Postemergence in Sorghum**

This product, when applied preplant incorporated, preemergence, or postemergence in sorghum, as one or two applications, will provide preemergence control or reduced competition of the annual grasses and broadleaf weeds listed in the "WEEDS CONTROLLED" section of the label. If weeds are emerged at time of application, apply a labeled postemergence herbicide with this product to control the emerged weeds. Observe the directions for use, precautions and restrictions on the label of the postemergence herbicide.

Preplant Incorporated and preemergence applications of this product must be made ONLY to sorghum planted with seed that has been properly treated with seed protectant or safener. Application rates from the table below should be based on the soil texture and the tolerance of the sorghum hybrid.

NOTE: In Texas, use only in the Panhandle area and the fine-textured soils of the Gulf Coast and the Blacklands. In the Texas Panhandle and Oklahoma Panhandle, do not apply preplant incorporated.

**Approved Application Systems**

Ground: Broadcast boom

Aerial: Fixed-wing and helicopter. **Allowed in selected states only - see Aerial Application Equipment section [insert section number] of this label for more information.**

**Approved Application Methods**

**Preplant Incorporated; Preemergence Surface; Postemergence Surface**

Apply this product preplant incorporated, preemergence, or postemergence to sorghum before the crop exceeds 11 inches in height (in general, 5 to 6 leaf sorghum). This product will not control emerged weeds, therefore, emerged weeds must be controlled by a labeled postemergence herbicide or cultural means. If sorghum seed is not properly treated with seed protectant or safener, preplant and preemergence applications of [Insert Brand Name] herbicide will severely injure the crop.

**Tank Mixtures:** It is the applicator's responsibility to ensure that all products used in a tank mixture with this product are registered for the specific application timing in sorghum. Read and follow all applicable restrictions and limitations and directions for use involving tank mixing on all product labels included in the tank mixture, including any applicable crop injury precautions. The end-user must follow the most restrictive directions for use and precautionary statements on the labeling of each product in the tank mixture.

This product may be tank-mixed with the following products for applications in sorghum:

*[Insert active ingredient(s) only from the list below, and/or insert brand name(s) of products containing the active ingredient(s) only from the list below, that, at the time of label printing, are registered for use in sorghum:*

atrazine, bromoxynil, dicamba, 2,4-D, pyrasulfotole, Buctril, Husky]

DO NOT exceed 4 quarts (3 lbs acetochlor) per acre per year when making multiple applications.

DO NOT make postemergence surface applications using sprayable fluid fertilizer as the carrier, because severe crop injury may occur.

DO NOT graze treated area or feed treated sorghum forage to livestock for 60 days following application of this product.

**Application Rates (minimum and maximum range)**

SOIL TEXTURAL GROUP	Broadcast Rate Per Acre	
	<i>[Insert Brand Name]</i> * (quarts) Less than 1.5% organic matter	<i>[Insert Brand Name]</i> * (quarts) 1.5% or more organic matter
Coarse	1.5 to 2.25	2.0 to 2.5
Medium	1.5 to 2.25	2.0 to 3.0
Fine	1.5 to 2.5	2.25 to 3.0

\* Use the higher rate in the range for areas of heavy weed infestation.

**17.0 SOYBEAN**

**17.1 *[Insert Brand Name]* for Preplant, At-Planting, or Preemergence Use in Soybean**

When applied preplant, at-planting, or preemergence in soybean, including Roundup Ready Soybean and Roundup Ready 2 Yield Soybean, this product will provide preemergence control or reduced competition of the annual weeds listed in the “WEEDS CONTROLLED” section of this label. If weeds are emerged at the time of application, apply a labeled postemergence herbicide to control emerged weeds. Use of a residual herbicide for the control of weeds not listed on this label is recommended. Applications may be made in a tank mixture with the products listed below. Observe all directions for use, precautions, and restrictions on the labeling of the tank mixed postemergence herbicide or residual herbicide.

**Approved Application Systems**

Ground: Broadcast boom

Aerial: Fixed-wing and helicopter. **Allowed in selected states only - see Aerial Application Equipment section *[insert section number]* of this label for additional information.**

**Approved Application Methods**

**Preplant, At-planting or Preemergence Surface**

*[Insert Brand Name]* may be applied preplant, at-planting or preemergence to **soybean** at 1.25 to 2 quarts per acre (qts/A) according to the rate table below. The optimum rate of application is 1.5 qts/A. Apply broadcast to the soil surface according to the rate table listed below. Mechanical incorporation is not recommended. This product will not control emerged weeds.

Application of this product with other postemergence or soil applied herbicides may increase the potential for crop injury.

Application of this product followed by conditions that do not favor adequate crop growth or which cause stress (cold, wet soils), or under waterlogged conditions from excessive irrigation or rainfall, may result in crop injury.

DO NOT exceed 4 quarts per acre per year when making a second application, including a postemergence application to soybeans.

**Application Rates (minimum and maximum range)**

SOIL TEXTURAL GROUP	BROADCAST RATE PER ACRE*					
	Less than 1.5% Organic Matter (quarts)			1.5% or More Organic Matter (quarts)		
Coarse	1.25	To	1.6	1.25		1.7
Medium	1.25	To	1.7	1.25	to	1.9
Fine	1.25	To	1.9	1.25	to	2.0

\* Use the higher rate in the range for areas of heavy weed infestation.

**Tank Mixtures:** It is the applicator’s responsibility to ensure that all products used in a tank mixture with this product are registered for the specific pre-plant or preemergence application timing in soybean. Read and follow all applicable restrictions and limitations and directions for use involving tank mixing on all product labels included in the tank mixture, including any applicable crop injury precautions. The end-user must follow the most restrictive directions for use and precautionary statements on the labeling of each product in the tank mixture.

This product may be tank mixed with the following products when applied preplant, at-planting, or preemergence in soybean, including Roundup Ready Soybean and Roundup Ready 2 Yield Soybean.

*[Insert active ingredient(s) only from the list below, and/or insert brand name(s) of products containing the active ingredient(s) only from the list below, that, at the time of label printing, are registered for use preplant or preemergence in soybean:]*

fomesafen, glyphosate, metribuzin, paraquat, pendimethalin,

Authority Assist, Authority First, Authority MTZ, Authority XL, Authority MAXX, Gramoxone Inteon, Flexstar, Prowl, Reflex, Roundup Brand Agricultural Herbicides.]

*[For the specific tank mixture products below, select from the following list of states for insertion into the label at the time of label printing:]*

**In the following states only:**

Alabama, Arkansas, Delaware, Georgia, Illinois, Indiana, Kansas, Kentucky, Louisiana, Maryland, Mississippi, Missouri, Nebraska, North Carolina, Ohio, Oklahoma, South Carolina, Tennessee, Texas, and Virginia,]

**this product may be tank mixed** with the following products when applied preplant, at-planting, or preemergence in soybean, including Roundup Ready Soybeans and Roundup Ready 2 Yield Soybeans.

Conventional Tillage Conditions:

For soybeans planted under conventional tillage conditions this product may be tank mixed with the following products and applied preplant up to 14 days prior to planting.

No-Till or Minimum Tillage Conditions:

In soybeans planted under no-till or minimum tillage conditions on wheat stubble or non-till field corn stubble this product may be tank mixed with the following products and applied preplant, at-planting, or preemergence:

[Insert active ingredient(s) only from the list below, and/or insert brand name(s) of products containing the active ingredient(s) only from the list below, that, at the time of label printing, are registered for use preplant or preemergence in soybean:]

flumioxazin, chlorimuron-ethyl, chloransulam-methyl, Rowel®, Rowel® FX, Valor® SX, Valor® XLT, Gangster®]

Applications of this product in the tank mixtures allowed above followed by cool wet weather conditions may result in crop injury

## 17.2 [Insert Brand Name] for Postemergence Use in Soybean

This product, when applied postemergence in soybeans, Roundup Ready Soybeans and Roundup Ready 2 Yield Soybeans, as one or two applications, will provide preemergence control or reduced competition of the annual grasses and broadleaf weeds listed in the "WEEDS CONTROLLED" section of this label. If weeds are emerged at time of application, apply a labeled postemergence herbicide with this product to control the emerged weeds. See section [insert section number] of this label for recommended tank mix products for postemergence applications in soybeans. Observe the directions for use, precautions and restrictions on the label of the postemergence herbicide.

### Approved Application Systems

Ground: Broadcast boom

Aerial: Fixed-wing and helicopter. **Allowed in selected states only - see Aerial Application Equipment section [insert section number] of this label for additional information.**

### Approved Application Methods

#### Postemergence Surface

Apply this product postemergence to soybeans and prior to weed emergence. The application should be made after soybeans are completely emerged but before soybeans reach growth stage R2. Apply this product when crop is small or direct spray to the soil surface to minimize interference of spray by crop. The optimum timing and rate of application is when soybeans are V2-V3 at 1.5 qts/A. Directed applications may be used to increase soil coverage and canopy penetration after soybean growth stage V5. Use rates are defined in the table below. Use the higher rate where heavy weed infestations exist. Weeds emerged at the time of application are not controlled by this product. If weeds are emerged at application, apply a labeled postemergence herbicide with this product to control the emerged weeds or shallowly cultivate or rotary hoe to improve performance. See section [insert section number] of this label for recommended tank mix products for postemergence applications in soybeans.

Apply [Insert Brand Name] broadcast over-the-top or directed to the soil surface, according to the rate table listed below. Application made before weeds emerge or after clean cultivation is necessary as this product will not control emerged weeds.

DO NOT exceed 4 quarts (3 lbs. acetochlor) per acre per year when making a second application.

DO NOT make postemergence surface applications using sprayable fluid fertilizer as the carrier because severe crop injury may occur.

DO NOT graze treated area or feed treated soybean forage to livestock following application of this product.

### Application Rates (minimum and maximum range)

SOIL TEXTURAL GROUP	BROADCAST RATE PER ACRE*					
	Less than 1.5% Organic Matter (quarts)			1.5% or More Organic Matter (quarts)		
Coarse	1.25	To	1.6	1.25		1.7
Medium	1.25	To	1.7	1.25	to	1.9
Fine	1.25	To	1.9	1.25	to	2.0

\* Use the higher rate in the range for areas of heavy weed infestation.

### 17.3 *[Insert Brand Name]* plus Roundup Agricultural Herbicides in Roundup Ready Soybeans and Roundup Ready 2 Yield Soybeans

This program may be used postemergence in a tank mixture with a Roundup agricultural herbicide to Roundup Ready Soybeans and Roundup Ready 2 Yield Soybeans. Use postemergence when soybeans are completely emerged until the soybeans reach growth stage R2. Refer to Roundup agricultural herbicide product labels for specific weeds controlled postemergence.

#### Approved Application Systems

Ground: Broadcast boom

Aerial: Fixed-wing and helicopter. **Allowed in selected states only - see Aerial Application Equipment section *[insert section number]* of this label for additional information.**

#### Approved Application Methods

##### Preplant, At-planting or Preemergence Surface

*[Insert Brand Name]* may be applied preplant, at-planting or preemergence to the soybeans at 1.25 to 2 quarts per acre (qts/A) according to the rate table below. The optimum rate of application is 1.5 qts/A. Apply broadcast to the soil surface according to the rate table listed below. Mechanical incorporation is not recommended. This product will not control emerged weeds.

##### Postemergence Surface

This tank mix may be applied after soybeans are completely emerged and until the soybeans reach growth stage R2. The optimum timing and rate of application is when soybeans are V2-V3 at 1.5 qts/A. Directed applications may be used to increase soil coverage and canopy penetration after soybean growth stage V5. Labeled use rates for this tank mixture are defined in the table below. Use the higher rate on larger weeds and where heavy weed infestations exist. This tank mix should be applied when weeds are 2 to 4 inches in height and before the weed height and/or density become competitive with the crop.

For difficult to control weeds such as fall panicum, barnyardgrass, crabgrass, shattercane, broadleaf signalgrass and Pennsylvania smartweed use the higher rates of Roundup agricultural herbicides.

DO NOT make postemergence surface applications using sprayable fluid fertilizer as the carrier because severe crop injury may occur.

AVOID DRIFT. EXTREME CARE MUST BE USED WHEN APPLYING THIS PRODUCT IN A TANK MIXTURE WITH A ROUNDUP AGRICULTURAL HERBICIDE TO PREVENT INJURY TO DESIRABLE PLANTS AND CROPS WHICH DO NOT CONTAIN A GLYPHOSATE TOLERANCE GENE.

DO NOT exceed 4 quarts (3 lbs. acetochlor) per acre per year when making a second application, including a postemergence application.

DO NOT graze treated area or feed treated soybean forage to livestock following application of this product.

**Application Rates (minimum and maximum range)**

	BROADCAST RATE PER ACRE*	
SOIL TEXTURAL GROUP	[Insert Brand Name] HERBICIDE (quarts)	ROUNDUP AGRICULTURAL HERBICIDE
Coarse	1.25 to 1.7	Per Labeled Rate
Medium	1.25 to 1.9	Per Labeled Rate
Fine	1.25 to 2.0	Per Labeled Rate

\* Use the higher rate in the range for areas of heavy weed infestation.

**17.4 [Insert brand name] Additional Tank-Mixtures for Applications Postemergence to Soybean (All Types)**

It is the applicator’s responsibility to ensure that all products used in a tank mixture with this product are registered for the specific postemergence (in-crop) application timing in soybean. Read and follow all applicable restrictions and limitations and directions for use involving tank mixing on all product labels included in the tank mixture, including any applicable crop injury precautions. The end-user must follow the most restrictive directions for use and precautionary statements on the labeling of each product in the tank mixture.

This product may be applied in a tank-mixture with the following products **postemergence** to soybean, including Roundup Ready Soybeans and Roundup Ready 2 Yield Soybeans.

[Insert active ingredient(s) only from the list below, and/or insert brand name(s) of products containing the active ingredient(s) only from the list below, that, at the time of label printing, are registered for use postemergence to soybean:]

acifluorfen, bentazon, chlorimuron ethyl, clethodim, cloransulam-methyl, fenoxaprop-P-ethyl, fluazifop-P, fomesafen, imazamox, imazethapyr, lactofen, quizalofop-P-ethyl, sethoxydim, thifensulfuron-methyl,

Arrow, Assure II, Basagran, Classic, Cobra, Extreme, FirstRate, Flexstar, Fusilade DX, Fusion, Harmony GT XP, Poast, Poast Plus, Pursuit, Pursuit Plus, Raptor, Reflex, Select, Select MAX, Synchrony STS, Targa, Ultra Blazer]

**18.0 SUGAR BEET**

**18.1 [Insert Brand Name] for Preplant, At-Planting, or Preemergence Use in Sugar Beet**

This product, when applied preplant, at-planting, or preemergence in sugar beet, will provide preemergence control or reduced competition of the annual weeds listed in the “WEEDS CONTROLLED” section of this label. If weeds are emerged at the time of application, apply a labeled postemergence herbicide with this product to control the emerged weeds. Observe the directions for use, precautions, and restrictions on the label of the postemergence herbicide.

**Approved Application Systems**

Ground: Broadcast boom

Aerial: Fixed-wing and helicopter. **Allowed in selected states only - see Aerial Application Equipment section [insert section number] of this label for additional information.**

**Approved Application Methods**

## Preplant; At-planting; Preemergence Surface

[Insert Brand Name] may be applied preplant, at-planting, or preemergence to sugar beets at 1.25 to 2 quarts (0.94 to 1.5 lbs a.i.) per acre. Apply broadcast to the soil surface according to the rate table listed below.

**Tank Mixtures:** It is the applicator's responsibility to ensure that all products used in a tank mixture with this product are registered for the specific preplant or preemergence application timing in sugar beet. Read and follow all applicable restrictions and limitations and directions for use involving tank mixing on all product labels included in the tank mixture, including any applicable crop injury precautions. The end-user must follow the most restrictive directions for use and precautionary statements on the labeling of each product in the tank mixture.

This product may be applied in a tank mixture, early preplant or preemergence to sugar beets with the following products in order to expand the weed control spectrum.

[Insert active ingredient(s) only from the list below, and/or insert brand name(s) of products containing the active ingredient(s) only from the list below, that, at the time of label printing, are registered for use preplant or preemergence in sugar beets:

Ethofumesate, Nortron® SC herbicide]

Applications of this product in a tank mixture with Norton SC herbicide may result in severe crop injury; refer to Norton SC product label for crop injury precautions.

Application of this product in tank mixtures with other products, including with adjuvants, or to soils where other applications of soil applied herbicides have been made, may increase the potential for crop injury.

Application of this product followed by conditions that do not foster adequate crop growth, or cause stress (cold, wet soils), waterlogged conditions, excessive irrigation or rainfall, may result in crop injury.

Application of this product followed by conditions that result in loss of sugar beet stand may result in significant crop injury when a subsequent sugar beet crop is replanted into the treated area. If this product has been applied and the crop fails because of adverse weather or any other reason, immediate replanting of sugar beets is not recommended. A crop that is approved for direct application on the [Insert Brand Name] label may be replanted if the sugar beet stand is lost.

Application of this product before weeds emerge or after clean cultivation, or in a labeled tank mix with an effective postemergence herbicide, is necessary, as [Insert Brand Name] will not control emerged weeds.

DO NOT exceed a total of 4 quarts (3 lbs. acetochlor) per acre per season when making multiple applications.

Do not exceed a total of 3 applications per season in sugar beets.

Allow a minimum of 70 days between last application and harvest of sugar beets, and grazing or feeding of sugar beet tops to livestock.

### Application Rates (minimum and maximum range)

SOIL TEXTURAL GROUP	BROADCAST RATE PER ACRE*					
	Less than 1.5% Organic Matter (quarts)			1.5% or More Organic Matter (quarts)		
Coarse	1.25	to	1.6	1.25	to	1.7



Medium	1.25	to	1.7	1.25	to	1.9
Fine	1.25	to	1.9	1.25	to	2.0

\* Use the higher rate in the range for areas of heavy weed infestation.

## 18.2 [*Insert Brand Name*] for Postemergence Use in Sugar Beet

This product, when applied postemergence in sugar beets, will provide preemergence control or reduced competition of the annual weeds listed in the "WEEDS CONTROLLED" section of this label. If weeds are emerged at the time of application, apply a labeled postemergence herbicide with this product to control the emerged weeds. Observe the directions for use, precautions, and restrictions on the label of the postemergence herbicide.

### Approved Application Systems

Ground: Broadcast boom

Aerial: Fixed-wing and helicopter. **Allowed in selected states only - see Aerial Application Equipment section [*insert section number*] of this label for additional information.**

### Approved Application Methods

#### Postemergence Surface

[*Insert Brand Name*] may be applied postemergence to sugar beets at 1.25 to 2 quarts per acre from the 2 leaf up to the 8-leaf stage, with the 4-leaf stage being the ideal timing. Apply broadcast over the top of the crop or directed to the soil surface according to the rate table listed below. Do not exceed 2 quarts (1.5 lbs a.i.) per acre as a single application. Allow at least 7 days between sequential applications.

**Tank Mixtures:** It is the applicator's responsibility to ensure that all products used in a tank mixture with this product are registered for the specific postemergence application timing in sugar beet. Read and follow all applicable restrictions and limitations and directions for use involving tank mixing on all product labels included in the tank mixture, including any applicable crop injury precautions. The end-user must follow the most restrictive directions for use and precautionary statements on the labeling of each product in the tank mixture.

This product may be applied in a tank mixture postemergence to sugar beets with the following products to expand weed control spectrum or for control of emerged weeds at the time of application, however, severe crop injury may result:

[*Insert active ingredient(s) only from the list below, and/or insert brand name(s) of products containing the active ingredient(s) only from the list below, that, at the time of label printing, are registered for use postemergence in sugar beets:*]

ethofumesate, desmedipham, chlethodim, clopyralid, triflurosulfuron methyl, Betamix®, Nortron® SC, Select®, Stinger®, UpBeet®]

Application of this product in a tank mixture with Betamix®, Nortron® SC, Select®, Stinger® or UpBeet® may result in severe crop injury; refer the individual product labels for crop injury precautions.

[*Insert Brand Name*] may be applied postemergence to sugar beets in a tank mixture with Roundup® Brand Agricultural Herbicides only when used on Roundup Ready® Sugarbeets.

Application of this product in tank mixtures with other products, including with adjuvants, or to soils where other applications of soil applied herbicides have been made, may increase the potential for crop injury.

Application of this product followed by conditions that do not foster adequate crop growth, or cause stress (cold, wet soils), waterlogged conditions, excessive irrigation or rainfall, may result in crop injury.

Application of this product followed by conditions that result in loss of sugar beet stand may result in significant crop injury when a subsequent sugar beet crop is replanted into the treated area. User should take care to ensure that crop stand is at a desirable level before using [Insert Brand Name]. If this product has been applied and the crop fails because of adverse weather or any other reason, immediate replanting of sugar beets is not recommended. A crop that is approved for preemergence application on the [Insert Brand Name] label may be replanted if the sugar beet stand is lost.

Application of this product made before weeds emerge or after clean cultivation, or application in a labeled tank-mix with an effective postemergence herbicide, is necessary, as [Insert Brand Name] will not control emerged weeds.

DO NOT exceed a total of 4 quarts (3 lbs. acetochlor) per acre per season when making multiple applications.

Do not exceed a total of 3 applications per season in sugar beets.

Allow a minimum of 70 days between last application and harvest of sugar beets, and grazing or feeding of sugar beet tops to livestock.

**Application Rates (minimum and maximum range)**

SOIL TEXTURAL GROUP	BROADCAST RATE PER ACRE*					
	Less than 1.5% Organic Matter (quarts)			1.5% or More Organic Matter (quarts)		
Coarse	1.25	to	1.6	1.25	to	1.7
Medium	1.25	to	1.7	1.25	to	1.9
Fine	1.25	to	1.9	1.25	to	2.0

\* Use the higher rate in the range for areas of heavy weed infestation.

**19.0 LIMIT OF WARRANTY AND LIABILITY**

This Company warrants that this product conforms to the chemical description on the label and is reasonably fit for the purposes set forth in the Complete Directions for Use label booklet ("Directions") when used in accordance with those Directions under the conditions described therein. TO THE EXTENT CONSISTENT WITH APPLICABLE LAW, NO OTHER EXPRESS WARRANTY OR IMPLIED WARRANTY OF FITNESS FOR PARTICULAR PURPOSE OR MERCHANTABILITY IS MADE. This warranty is also subject to the conditions and limitations stated herein.

To the extent consistent with applicable law, buyer and all users shall promptly notify this Company of any claims whether based in contract, negligence, strict liability, other tort or otherwise.

Buyer and all users are responsible for all loss or damage from use or handling which results from conditions beyond the control of this Company to the extent consistent with applicable law, including, but not limited to, incompatibility with products other than those set forth in the Directions, unusual weather, weather conditions which are outside the range considered normal at the application site and for the time period when the product is applied, as well as weather conditions which are outside the application ranges set forth in the Directions, application in any manner not explicitly set forth in the Directions, moisture conditions outside the moisture range specified in the Directions, or the presence of products other than those set forth in the Directions in or on the soil, crop or treated vegetation.

This Company does not warrant any product reformulated or repackaged from this product except in accordance with this Company's stewardship requirements and with express written permission from this Company.

TO THE EXTENT CONSISTENT WITH APPLICABLE LAW, THE EXCLUSIVE REMEDY OF THE USER OR BUYER, AND THE LIMIT OF THE LIABILITY OF THIS COMPANY OR ANY OTHER SELLER FOR ANY AND ALL LOSSES, INJURIES OR DAMAGES RESULTING FROM THE USE OR HANDLING OF THIS PRODUCT (INCLUDING CLAIMS BASED IN CONTRACT, NEGLIGENCE, STRICT LIABILITY, OTHER TORT OR OTHERWISE) SHALL BE THE PURCHASE PRICE PAID BY THE USER OR BUYER FOR THE QUANTITY OF THIS PRODUCT INVOLVED, OR, AT THE ELECTION OF THIS COMPANY OR ANY OTHER SELLER, THE REPLACEMENT OF SUCH QUANTITY, OR, IF NOT ACQUIRED BY PURCHASE, REPLACEMENT OF SUCH QUANTITY. TO THE EXTENT CONSISTENT WITH APPLICABLE LAW, IN NO EVENT SHALL THIS COMPANY OR ANY OTHER SELLER BE LIABLE FOR ANY INCIDENTAL, CONSEQUENTIAL OR SPECIAL DAMAGES.

Buyer and all users are deemed to have accepted the terms of this LIMIT OF WARRANTY AND LIABILITY which may not be varied by any verbal or written agreement.

---

WARRANT, Rowel, Roundup, Roundup Ready, and Roundup Ready Plus, are trademarks of Monsanto Technology LLC. *[This listing will be updated at time of printing, if necessary.]* All other trademarks are the property of their respective owners.

EPA Reg. No. 524-591

In case of an emergency involving this product,  
Call Collect, day or night, (314) 694-4000.

© [year]

Packed For:  
MONSANTO COMPANY  
800 N. LINDBERGH BLVD.  
ST. LOUIS, MISSOURI 63167 USA

## SUPPLEMENTAL LABELING

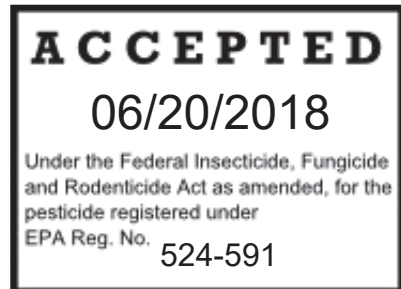
READ THE ENTIRE LABEL AFFIXED TO THE CONTAINER FOR *[INSERT BRAND NAME]* BEFORE PROCEEDING WITH THE USE DIRECTIONS CONTAINED IN THIS SUPPLEMENTAL LABELING.

Use of *[Insert Brand Name]* according to this labeling is subject to the use precautions and limitations imposed by the label affixed to the container and in this supplemental labeling for *[Insert Brand Name]*.

It is a violation of federal law to use this product in any manner inconsistent with its labeling. The labeling must be in the possession of the user at the time of herbicide application.

This supplemental label expires on July 1, 2021 and must not be used or distributed after this date.

Primary Brand Name:  
MON 63410 Herbicide  
Alternate Brand Name:  
WARRANT<sup>®</sup> Herbicide



EPA Reg. No. 524-591

ACETOCHLOR	GROUP	15	HERBICIDE
------------	-------	----	-----------

*[Alternate label text:*

**Roundup Ready Plus<sup>®</sup>**  
**Crop Management Solutions]**

SHAKE WELL BEFORE USING

---

**For Preplant, At-Planting, or Preemergence, and Postemergence Applications in Alfalfa, including Roundup Ready Alfalfa**

---

Keep Out of Reach of Children.

**CAUTION!**

In case of an emergency involving this product, call collect, day or night, 314-694-4000.

---

### DIRECTIONS FOR USE

It is a violation of Federal law to use this product in any manner inconsistent with its labeling. This label must be in the possession of the user at the time of herbicide application.

See the "Product Information" and "Mixing, Spraying, and Handling Instructions" sections of the main label booklet for *[Insert Brand Name]* for additional product use restrictions and essential product performance information.

---

**Read the "Limit of Warranty and Liability" in the label booklet for *[Insert Brand Name]* before using. These terms apply to this supplemental label and if these terms are not acceptable, return the product unopened at once.**

---

This product, when applied preplant, at-planting, or preemergence in newly seeded stands, or postemergence in newly seeded or established stands of alfalfa, including Roundup Ready alfalfa, will provide preemergence control or reduced competition of the annual weeds listed in

the “WEEDS CONTROLLED” section of this label. If weeds are emerged at the time of application, apply a labeled postemergence herbicide with this product to control the emerged weeds. Observe the directions for use, precautions, and restrictions on the label of the postemergence herbicide.

**Do not use this product on alfalfa grown for seed production.**

### **Approved Application Systems**

Ground: Broadcast boom

Aerial: Fixed-wing and helicopter. **Allowed in selected states only** - see **Aerial Application Equipment section of the main label booklet for additional information.**

### **Approved Application Methods**

#### **Preplant, At-planting, or Preemergence Surface:**

##### ***New Stand Establishment (Seeding Year):***

This product may be applied preplant, at the time of planting, or after planting but prior to emergence of newly seeded stands of alfalfa, including Roundup Ready alfalfa, at rates of 1.25 up to 2 quarts (0.94 to 1.5 lbs a.i.) per acre in a single application. Apply this product broadcast to the soil surface based on soil texture and percent organic matter according to the rate table provided below.

Do not exceed a total of 3 applications of this product per alfalfa growing season.

#### **Postemergence Surface (In-crop):**

##### ***New Stand Establishment (Seeding Year):***

**For fall-planted alfalfa**, including Roundup Ready alfalfa, this product may be applied at 1.25 to 2 quarts per acre up to or at the 4th-trifoliolate stage following emergence of the new stand, or following green-up or re-growth the following spring. Wait a minimum of 20 days after application before cutting for forage or hay, or before open grazing of forage by livestock.

**For spring-planted alfalfa**, including Roundup Ready alfalfa, this product may be applied at 1.25 to 2 quarts per acre up to or at the 4th-trifoliolate stage following emergence of the new stand. Wait a minimum of 20 days after application before cutting for forage or hay, or before open grazing of forage by livestock.

**After either the first or second cutting in the seeding year, but no later than 7 days after the cutting**, a sequential application of this product may be made at 1.25 to 2 quarts per acre. Wait a minimum of 20 days between application and cutting for forage or hay, or before open grazing of forage by livestock.

Do not exceed a maximum of 2 quarts per acre of this product in any single application.

Do not exceed a total of 3 applications of this product per alfalfa growing season.

Do not exceed a combined total of 4 quarts (3 lbs a.i.) per acre per year in a newly established stand (seeding year) when making multiple applications of this product or other acetochlor containing products.

Application of this product followed by conditions that do not foster adequate stand growth or which cause stress (cold, wet soils), waterlogged conditions, excessive irrigation or rainfall, may result in crop injury.

*[Optional label statements:*

Do not replant alfalfa into an alfalfa stand where *[insert brand name]* has been previously applied, as crop injury may result.

Application of this product followed by conditions that result in loss of the alfalfa stand may result in significant crop injury when alfalfa is subsequently replanted into the treated area.

The user is responsible to ensure that the alfalfa stand is at a desirable level before using *[insert brand name]*.

If *[insert brand name]* has been applied and the alfalfa stand fails due to adverse weather or any other reasons, replanting alfalfa or sugar beets is not recommended.

See the “Replanting and Rotational Crops” section of the main label booklet for this product for a list of crops that may be replanted immediately.]

***Established Alfalfa Stands (Non-Seeding Year):***

This product may be applied postemergence (in-crop) after spring green-up in established stands of all varieties of alfalfa, including Roundup Ready alfalfa.

This product may be applied broadcast over top of the alfalfa stand according to the rate table listed below. Applications of this product may be made between cuttings, and no later than 7 days after a cutting, at a rate of 1.25 to 2 quarts per acre. Remove any previously cut forage or hay from the field before making an application.

Allow a minimum of 20 days between an application and subsequent cutting for forage or hay, or before open grazing of forage by livestock.

Do not exceed a maximum of 2 quarts (1.5 lbs a.i.) per acre of this product as a single application.

Do not exceed a total of 3 applications of this product per alfalfa growing season.

Do not exceed a combined total of 4 quarts (3 lbs a.i.) per acre per year in established stands when making multiple applications of this product or other acetochlor containing products.

*[Optional label statements:* Application of this product followed by conditions that result in loss of the alfalfa stand may result in significant crop injury when alfalfa is subsequently replanted into the treated area. The user should take care to ensure that stand is at a desirable level before using *[insert brand name]*. If *[insert brand name]* has been applied and the stand fails due to adverse weather or any other reasons, replanting alfalfa or sugar beets is not recommended. See the “Replanting and Rotational Crops” section of the main label booklet for this product for a list of crops that may be replanted immediately.]

**Tank Mixtures:**

It is the applicator’s responsibility to ensure that all products used in a tank mixture with this product are registered for the specific postemergence application timing in alfalfa. Read and follow all applicable restrictions and limitations and directions for use involving tank mixing on all product labels included in the tank mixture, including any applicable crop injury precautions. The end-user must follow the most restrictive directions for use and precautionary statements on the labeling of each product in the tank mixture.

This product may be applied **postemergence** to alfalfa in a tank-mix with the following products to expand weed control spectrum or for control of emerged weeds at the time of application.

[Insert the active ingredient name(s) or brand name of product(s) containing the following active ingredient(s) that, at the time of label printing, are registered for use preplant or preemergence in alfalfa:

*2,4-DB, clethodim, glyphosate, imazamox, imazethapyr,*

*Pursuit, Raptor, Roundup Brand Agricultural Herbicides, Select Max]*

Application of [Insert Brand Name] in tank mixture with products not recommended on this label or to soils where other applications of soil applied herbicides have been made may increase the potential for injury with this product.

**RESTRICTIONS:**

Do not use this product on alfalfa grown for seed production.

Do not exceed a combined total of 4 quarts (3 lbs a.i.) per acre per year in newly established stands (seeding year) or in established alfalfa stands (non-seeding year), when making multiple applications of this product or other acetochlor containing products.

Do not exceed a maximum of 2 quarts (1.5 lbs a.i.) per acre of this product as a single application.

Do not exceed a total of 3 applications of this product, including preplant, at-planting, or preemergence, plus postemergence applications, per alfalfa growing season.

Remove domestic livestock from alfalfa stands before making applications of this product.

Allow a minimum of 20 days between applications of this product and open grazing of the alfalfa by livestock or before cutting of alfalfa for forage or hay.

SOIL TEXTURAL GROUP	BROADCAST APPLICATION RATES PER ACRE*					
	Less than 1.5% Organic Matter (quarts)			1.5% or More Organic Matter (quarts)		
Coarse	1.25	to	1.6	1.25	to	1.7
Medium	1.25	to	1.7	1.25	to	1.9
Fine	1.25	to	1.9	1.25	to	2.0

\* Use the higher rate in the range for areas of heavy weed infestation.