

524-549

4/17/2014

1/20

UNITED STATES ENVIRONMENTAL PROTECTION AGENCY
WASHINGTON, D.C. 20460



FIFRA

FIFRA

OFFICE OF CHEMICAL SAFETY
AND POLLUTION PREVENTION

4-17-14

Stephen Adams
Monsanto Company
1300 I (Eye) Street, NW
Suite 450 East
Washington, DC 20005

Subject: Supplemental Label Amendments (For Use in Berry and Small Fruit Crops, Citrus Fruit Crops, Pome Fruit Crops, Bulb Vegetable Crops, Fruiting Vegetable Crops, and Root and Tuber Vegetables) / RD 1617 Herbicide
EPA Reg. No.: 524-549

Dear Mr. Adams:

The supplemental labels referred to above, submitted in connection with registration under the Federal Insecticide, Fungicide, and Rodenticide Act, as amended, are acceptable.

Submit one copy of the final printed labels for the record before you release the product for shipment. A stamped copy of the labels are enclosed for your records. The supplemental labels must be incorporated into the master label within 18 months of the date of this notice. If these conditions are not complied with, the registration will be subject to cancellation in accordance with FIFRA section 6(e). Your release for shipment of the product constitutes acceptance of these conditions. If you have any questions please call Erik Kraft at 703-308-9358 or email at Kraft.Erik@epa.gov.

Sincerely,

A handwritten signature in black ink, appearing to read "Kable 'Bo' Davis".

Kable "Bo" Davis
Product Manager 25
Herbicide Branch
Registration Division (7505P)

SUPPLEMENTAL LABELING

This supplemental label expires on May 1, 2017 and must not be used or distributed after this date.

READ THE ENTIRE LABEL FOR ROUNDUP POWERMAX HERBICIDE BEFORE PROCEEDING WITH THE USE DIRECTIONS CONTAINED IN THIS SUPPLEMENTAL LABELING.

When using Roundup PowerMAX Herbicide as permitted according to this supplemental labeling, read and follow all applicable directions, restrictions, and precautions on the label booklet provided with the pesticide container and on this supplemental labeling. This supplemental labeling must be in the possession of the user at the time of pesticide application.

Primary Brand Name:

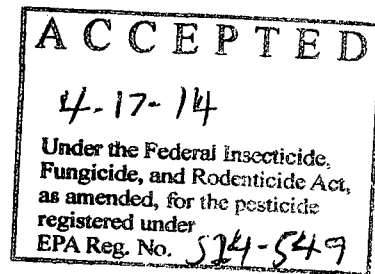
RD 1617 Herbicide

Alternate Brand Name(s):

Roundup PowerMAX® Herbicide

EPA Reg. No. 524-549

Roundup PowerMAX is a trademark of Monsanto Company



Use in Berry and Small Fruit Crops

Keep out of reach of children

CAUTION!

In case of an emergency involving this product, call collect, day or night, 314-694-4000.

DIRECTIONS FOR USE

It is a violation of Federal law to use this product in any manner inconsistent with its labeling.

This labeling must be in the possession of the user at the time of herbicide application.

AVOID CONTACT OF THIS HERBICIDE WITH FOLIAGE, GREEN STEMS, EXPOSED NON-WOODY ROOTS OR FRUIT OF CROPS (EXCEPT AS SPECIFIED FOR INDIVIDUAL ROUNDUP READY CROPS), DESIRABLE PLANTS AND TREES, AS SEVERE INJURY OR DESTRUCTION COULD RESULT.

See the "PRODUCT INFORMATION" and "MIXING" sections of the Roundup PowerMAX herbicide product label for important product use information.

LABELED CROPS: All cultivars, varieties and/or hybrids of Amur River grape; Aronia berry; Bayberry; Bearberry; Bilberry; Blackberry (including Andean blackberry, arctic blackberry, bingleberry, black satin berry, boysenberry, brombeere, California blackberry, Chesterberry, Cherokee blackberry, Cheyenne blackberry, common blackberry, coryberry, darrowberry, dewberry, Dirksen thornless berry, evergreen blackberry, Himalayaberry, hullberry, lavacaberry, loganberry, lowberry, Lucretiaberry, mammoth blackberry, marionberry, mora, mures deronce, nectarberry, Northern dewberry, olallieberry, Orgeon evergreen berry, phenomenalberry, rangeberry, ravenberry, rossberry, Shawnee blackberry, Southern dewberry, tayberry, youngberry, zarzamora); Blueberry (highbush and lowbush); Buffaloberry; Che; Chilean guava; Chokecherry; Cloudberry; Cranberry (including highbush); Currant (black, Buffalo, red, native); Elderberry; European barberry; Gooseberry; Grape; Honeysuckle (edible); Huckleberry; Jostaberry; Juneberry (Saskatoon berry); Kiwifruit (fuzzy and hardy); Ligonberry; Maypop; Mountain

pepper berries; Mulberry; Muntries; Partridgeberry; Phalsa; Pincherry; Raspberry (black, red and wild); Riberry; Salal; Schisandra berry; Sea buckthorn; Serviceberry

TYPES OF APPLICATION: Preplant (site preparation); Site Weed Control; Middles (in between rows of trees, vines or bushes); Strips (within rows of trees, vines, or bushes); Selective Equipment (shielded sprayer, wiper applicator); Directed Spray; Spot Treatment; Perennial Grass Suppression; Cut Stump Application

USE INSTRUCTIONS: This product may be applied in middles (in between rows of trees, vines or shrubs), strips (within rows of trees, vines or shrubs), and for weed control or perennial grass suppression in established berry and small fruit crops. It may also be used for site preparation prior to planting or transplanting these crops. Apply 11 fluid ounces to 3.3 quarts of this product per acre as directed in the "ANNUAL WEEDS RATE SECTION" and "PERENNIAL WEEDS RATE SECTION" of the Roundup PowerMAX herbicide product label. Use the higher application rates within the given range when weeds are stressed, growing in dense populations or greater than 12 inches tall. Repeat applications may be made up to a maximum of 7 quarts of this product per acre per year. See the "PRODUCT INFORMATION" section of the Roundup PowerMAX product label for more information on Maximum Application Rates

PRECAUTIONS: To avoid damage, herbicide spray must not be allowed to contact desirable vegetation, including green shoots, canes, or foliage. Use extreme care to avoid contact of this herbicide solution, spray, drift or mist with foliage or green bark of trunk, branches, suckers, fruit or other parts of bushes, canes and vines. Avoid application when recent pruning wounds or other mechanical injury have occurred. Contact of this product with other than matured brown bark could result in serious crop damage or destruction. Only shielded or directed sprayers may be used in crops where potential for crop contact is high, and then only where there is sufficient clearance. USE THIS PRODUCT WITH EXTREME CARE AROUND RASPBERRY, AS SERIOUS CROP DAMAGE CAN OCCUR IF ANY PART OF THE VINE COMES INTO CONTACT WITH THIS PRODUCT. Apply only when green shoots, canes or foliage are not in the spray zone. In the Northeast and Great Lakes regions, apply this product in grape vineyards prior to the end of the bloom stage in order to avoid crop injury, or apply using a shielded sprayer or wiper applicator.

For application in strips (within rows of trees, vines and shrubs), only selective equipment (directed spray, hooded sprayer, shielded sprayer, or wiper applicator) may be used in order to minimize the potential for overspray or drift of this product onto the crop. For berry crops, hooded sprayers must be fully enclosed including top, sides, front and back. Only wiper applicators or shielded sprayers capable of preventing all contact of this product with the crop may be used. See additional use instructions and precautions in the "APPLICATION EQUIPMENT AND TECHNIQUES" section of the Roundup PowerMAX herbicide product label.

RESTRICTIONS: Allow a minimum of 3 days between application of this product and transplanting. Allow a minimum of 30 days between application of this product and harvest of cranberries, or the planting of any crop not listed on the Roundup PowerMAX herbicide product label. Allow a minimum of 14 days between application and harvest for all other berry and small fruit crops listed on this label. Do not use selective equipment in kiwi.

Middles (in between rows)

USE INSTRUCTIONS: This product will control or suppress annual and perennial weeds and ground covers growing in between rows of vine and shrub crops listed on this label. If weeds are under drought stress, irrigate prior to application. Reduced weed control could result if weeds have been recently mowed at the time of application.

TANK MIXTURES: A tank mixture of this product with Goal 2XL may be applied for annual weed control in between rows (middles) of berry and small fruit crops when weeds are stressed or growing in dense populations. Application of 11 to 22 fluid ounces of this product, plus 3 to 12 fluid ounces of Goal 2XL, per acre will control annual weeds with a maximum height or length of 6 inches, including crabgrass, common groundsel, junglerice, common lambsquarters, redroot pigweed, London rocket, common ryegrass,

shepherd's-purse, annual sowthistle, filaree (suppression), horseweed/marestail, stinging nettle and common purslane (suppression). This tank mixture will also control common cheeseweed (malva) or hairy fleabane with a maximum height or length of 3 inches.

This product may also be applied to row middles in tank mixtures with the following products. Ensure that the product used is labeled for application within the crop to be being grown. Read and follow label directions for all products in the tank mixture.

[Insert active ingredient(s) or brand name of product(s) containing the following active ingredients that, at the time of printing, are registered for use in middles (in-between rows) of berry and small fruit crops:

bromacil; clethodim; diuron; fluazifop-P-butyl; flumioxazin; glufosinate-ammonium; napropamide; norflurazon; oryzalin; oxyfluorfen; pendimethalin; sethoxydim; simazine

Chateau; Devrinol 50-DF; Direx 4L; Fusilade DX; Goal 2XL; GoalTender; Karmex DF; Karmex II DF; Poast; Prowl; Prowl H2O; Princep Caliber 90; Rely 200; Rely 280; Select Max; Simazine 4L; Simazine 80W; Simazine 90 DF; Sim-Trol 4L; Solicam DF; Surflan AS; Surflan 75; Surflan 90DF]

Strips (within rows)

TANK MIXTURES: This product may be applied within rows of tree or vine crops in tank mixtures with the following products. Ensure that the product used is labeled for application within the crop being grown. Read and follow label directions for all products in the tank mixture.

[Insert active ingredient(s) or brand name of product(s) containing the following active ingredients that, at the time of printing, are registered for use in strips (within rows) of berry and small fruit crops:

bromacil; clethodim; diuron; fluazifop-P-butyl; flumioxazin; glufosinate-ammonium; napropamide; norflurazon; oryzalin; oxyfluorfen; pendimethalin; sethoxydim; simazine

Chateau; Devrinol 50-DF; Direx 4L; Fusilade DX; Goal 2XL; GoalTender; Karmex DF; Karmex II DF; Poast; Prowl; Prowl H2O; Princep Caliber 90; Rely 200; Rely 280; Select Max; Simazine 4L; Simazine 80W; Simazine 90 DF; Sim-Trol 4L; Solicam DF; Surflan AS; Surflan 75; Surflan 90DF]

RESTRICTIONS: Do not apply these tank mixtures in Puerto Rico. Refer to each individual tank-mix product label for restrictions and precautions; use according to the most restrictive precautionary statements for each product in the tank mixture.

Perennial Grass Suppression

This product will suppress perennial grasses such as bahiagrass, bermudagrass, tall fescue, orchardgrass, Kentucky bluegrass, and quackgrass that are grown as ground covers in tree, vine and shrub crops.

For suppression of tall fescue, fine fescue, orchardgrass and quackgrass, apply 4 fluid ounces of this product in 10 to 20 gallons of water per acre.

For suppression of Kentucky bluegrass covers, apply 4 fluid ounces of this product per acre. Do not add ammonium sulfate.

For best results, mow cool-season grass covers in the spring to even their height and then apply this product 3 to 4 days after mowing.

For suppression of vegetative growth and seed head inhibition of bahiagrass for approximately 45 days, apply 4 fluid ounces of this product in 10 to 25 gallons of water per acre prior to seed head emergence and 1 to 2 weeks after full green-up or after mowing to a uniform height of 3 to 4 inches.

For suppression for up to 120 days, apply 3 fluid ounces of this product per acre, followed by an application of 2 to 3 fluid ounces per acre about 45 days later. Make no more than two applications per year.

For burndown of bermudagrass, apply 22 to 44 fluid ounces of this product in 3 to 20 gallons of water per acre. Make this application only if a reduction of the bermudagrass stand can be tolerated. When burndown is required prior to harvest, make the application a minimum of 21 days prior to harvest to allow sufficient time for burndown to occur.

For suppression of bermudagrass, apply 4 to 11 fluid ounces of this product per acre east of the Rocky Mountains and 11 fluid ounces of this product per acre west of the Rocky Mountains in a total spray volume of 3 to 20 gallons per acre no sooner than 1 to 2 weeks after full green-up. If the bermudagrass is mowed prior to application, maintain a minimum of 3 inches in height. Sequential applications may be made when re-growth occurs and bermudagrass injury and stand reduction can be tolerated. East of the Rocky Mountains, apply 4 to 7 fluid ounces of this product per acre in shaded conditions or where a lesser degree of suppression is desired.

Spot Treatment

USE INSTRUCTIONS: Spot treatment application using a handheld sprayer or other appropriate application equipment listed under "APPLICATION EQUIPMENT AND TECHNIQUES" on the Roundup PowerMAX herbicide product label may be used to control weeds in berry and small fruit crops listed on this label. For control of weeds growing in dry ditches (interior and perimeter) of cranberry production areas, drop water level to remove standing water in the ditches and apply a 1- to 2-percent solution of this product with a handheld sprayer to adequately wet the vegetation only; do not spray to the point of runoff. To achieve maximum weed control in dry ditches, apply this product within 1 day after water drawdown to ensure application to actively growing weeds and allow a minimum of 2 days after application before reintroduction of water.

RESTRICTIONS: Allow a minimum of 30 days between spot treatment application and harvest of cranberries. Do not apply by air. Do not apply directly to water. Use nozzles that produce medium- to large-sized droplets to minimize drift and avoid crop injury.

Post-Harvest Application in Cranberry Production

USE INSTRUCTIONS: This product may be applied after the harvest of cranberries to control weeds growing within the field. Apply this product to vines that appear dormant (after they have turned red) using a handheld sprayer, wiper applicator, or any other appropriate application equipment listed in the "APPLICATION EQUIPMENT AND TECHNIQUES" section of the Roundup PowerMAX herbicide product label. With a handheld sprayer, apply a 0.4- to 0.7-percent solution of this product and spray adequately to wet vegetation only; do not spray to the point of runoff. With a handheld boom sprayer, apply 44 to 86 fluid ounces of this product per acre.

PRECAUTIONS: Even though vines appear dormant, contact of this product with desirable vegetation could result in damage or severe plant injury. Cranberry plants that are directly sprayed could be killed.

RESTRICTIONS: Apply this product only after cranberries have been harvested and do not apply to more than 10 percent of the total bog. Allow a minimum of 6 months between post-harvest application and the next harvest of cranberries. Do not apply by air. Do not apply directly to water.

Read the "Limit of Warranty and Liability" in the label booklet for Roundup PowerMAX Herbicide before using. These terms apply to this supplemental labeling and if these terms are not acceptable, return the product unopened at once.

© [YEAR]

MONSANTO COMPANY
800 N. LINDBERGH BLVD.
ST. LOUIS, MISSOURI 63167 USA

[INSERT DATE]

[PRINT PLATE NUMBER]

6/20

SUPPLEMENTAL LABELING

This supplemental label expires on May 1, 2017 and must not be used or distributed after this date.

READ THE ENTIRE LABEL FOR ROUNDUP POWERMAX HERBICIDE BEFORE PROCEEDING WITH THE USE DIRECTIONS CONTAINED IN THIS SUPPLEMENTAL LABELING.

When using Roundup PowerMAX Herbicide as permitted according to this supplemental labeling, read and follow all applicable directions, restrictions, and precautions on the label booklet provided with the pesticide container and on this supplemental labeling. This supplemental labeling must be in the possession of the user at the time of pesticide application.

Primary Brand Name:

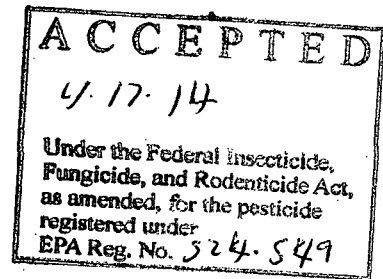
RD 1617 Herbicide

Alternate Brand Name(s):

Roundup PowerMAX® Herbicide

EPA Reg. No. 524-549

Roundup PowerMAX is a trademark of Monsanto Company



Use in Citrus Fruit Crops

Keep out of reach of children

CAUTION!

In case of an emergency involving this product, call collect, day or night, 314-694-4000.

DIRECTIONS FOR USE

It is a violation of Federal law to use this product in any manner inconsistent with its labeling.

This labeling must be in the possession of the user at the time of herbicide application.

AVOID CONTACT OF THIS HERBICIDE WITH FOLIAGE, GREEN STEMS, EXPOSED NON-WOODY ROOTS OR FRUIT OF CROPS (EXCEPT AS SPECIFIED FOR INDIVIDUAL ROUNDUP READY CROPS), DESIRABLE PLANTS AND TREES, AS SEVERE INJURY OR DESTRUCTION COULD RESULT.

See the "PRODUCT INFORMATION" and "MIXING" sections of the Roundup PowerMAX herbicide product label for important product use information.

LABELED CROPS: All cultivars, varieties and/or hybrids of Calamondin; Chironja; Citron; Citrus hybrids; Grapefruit (including Japanese summer); Kumquat; Lemon; Lime (including Australian desert lime, Australian finger lime, Australian round lime, Brown river finger lime, Mount white, New Guinea wild, Russell river, sweet, and Tahiti); Mandarin (including Mediterranean and Satsuma); Orange (all); Pummelo; Tangelo; Tangerine (Mandarin); Tangor; Uniq Fruit (ugli)

TYPES OF APPLICATION: Preplant (site preparation); Site Weed Control, Middles (in between rows of trees, vines or bushes); Strips (within rows of trees, vines or bushes); Selective Equipment (shielded sprayer, wiper applicator); Directed Spray; Spot Treatment; Perennial Grass Suppression; Cut Stump Application

USE INSTRUCTIONS: This product may be applied in middles (in between rows of trees), strips (within rows of trees), and for weed control or perennial grass suppression in established citrus groves. It may

also be used for site preparation prior to planting or transplanting these crops. Apply 11 fluid ounces to 3.3 quarts of this product per acre as directed in the "ANNUAL WEEDS RATE SECTION" and "PERENNIAL WEEDS RATE SECTION" of the Roundup PowerMAX herbicide product label. Use the higher application rates within the given range when weeds are stressed, growing in dense populations or greater than 12 inches tall. Repeat applications may be made up to a maximum of 7 quarts of this product per acre per year. See the "PRODUCT INFORMATION" section of the Roundup PowerMAX herbicide product label for more information on Maximum Application Rates.

PRECAUTIONS: Use extreme care to avoid contact of this herbicide solution, spray, drift or mist with foliage or green bark of trunk, branches, suckers, fruit or other parts of trees. Avoid application when recent pruning wounds or other mechanical injury have occurred. Contact of this product with other than matured brown bark could result in serious crop damage or destruction. Only shielded or directed sprayers may be used in crops where potential for crop contact is high, and then only where there is sufficient clearance. For application in strips (within rows of trees), only selective equipment (directed spray, hooded sprayer, shielded sprayer, or wiper applicator) may be used in order to minimize the potential for overspray or drift of this product onto the crop. Only wiper applicators or shielded sprayers capable of preventing all contact of this product with the crop may be used. In citron groves, apply as a directed spray only. See additional use instructions and precautions in the "APPLICATION EQUIPMENT AND TECHNIQUES" section of the Roundup PowerMAX herbicide product label.

RESTRICTIONS: Allow a minimum of 3 days between application and transplanting trees for any citrus fruit crop listed on this label. Allow a minimum of 30 days between application and the planting of any crop not listed on the Roundup PowerMAX Herbicide product label. Allow a minimum of 1 day between application of this product and harvest of citrus fruit crops.

Middles (in between rows)

USE INSTRUCTIONS: This product will control or suppress annual and perennial weeds and ground covers growing in between rows of the citrus fruit crops listed on this label. If weeds are under drought stress, irrigate prior to application. Reduced weed control could result if weeds have been recently mowed at the time of application.

TANK MIXTURES: A tank mixture of this product with Goal 2XL may be applied for annual weed control in between rows (middles) of citrus fruit trees when weeds are stressed or growing in dense populations. Application of 11 to 22 fluid ounces of this product, plus 3 to 12 fluid ounces of Goal 2XL, per acre will control annual weeds with a maximum height or length of 6 inches, including crabgrass, common groundsel, junglerice, common lambsquarters, redroot pigweed, London rocket, common ryegrass, shepherd's-purse, annual sowthistle, filaree (suppression), horseweed/marestail, stinging nettle and common purslane (suppression). This tank mixture will also control common cheeseweed (malva) or hairy fleabane with a maximum height or length of 3 inches.

This product may also be applied to row middles in tank mixtures with the following products. Ensure that the specific product used is labeled for application within the crop being grown. Read and follow label directions for all products in the tank mixture.

[Insert active ingredient(s) or brand name of product(s) containing the following active ingredients that, at the time of printing, are registered for use in middles (in-between rows) of citrus fruit crops:

2,4-D; bromacil; clethodim; diuron; fluzafop-P-butyl; flumioxazin; napropamide; norflurazon; oryzalin; oxyfluorfen; pendimethalin; penoxsulam; rimsulfuron; saflufenacil; sethoxydim; simazine; thiazopyr

Alion; Chateau; Direx 4L; Dri-Clean; Fusilade DX; Goal 2XL; GoalTender; Karmex DF; Karmex II DF; Krovar I DF; Matrix FNV; Pindar GT; Poast; Prowl; Prowl H2O; Princep Caliber 90; Select Max; Simazine 4L; Simazine 80W; Simazine 90DF; Sim-Trol 4L; Solicam DF; Surflan AS; Surflan 75W; Treevix Powered by Kixor; Visor 2E]

Strips (within rows)

TANK MIXTURES: This product may be applied within rows of citrus fruit trees in tank mixtures with the following products. Ensure that the product used is labeled for application within the crop being grown. Read and follow label directions for all products in the tank mixture.

[Insert active ingredient(s) or brand name of product(s) containing the following active ingredients that, at the time of printing, are registered for use in strips (within rows) of citrus fruit crops:

2,4-D; bromacil; clethodim; diuron; fluazifop-P-butyl; flumioxazin; napropamide; norflurazon; oryzalin; oxyfluorfen; pendimethalin; penoxsulam; rimsulfuron; saflufenacil; sethoxydim; simazine; thiazopyr

Alion; Chateau; Direx 4L; Dri-Clean; Fusilade DX; Goal 2XL; GoalTender; Karmex DF; Karmex II DF; Krovar I DF; Matrix FNV; Pindar GT; Poast; Prowl; Prowl H2O; Princep Caliber 90; Select Max; Simazine 4L; Simazine 80W; Simazine 90DF; Sim-Trol 4L; Solicam DF; Surflan AS; Surflan 75W; Treevix Powered by Kixor; Visor 2E]

RESTRICTIONS: Do not apply these tank mixtures in Puerto Rico. Refer to each individual tank-mix product label for restrictions and precautions; use according to the most restrictive precautionary statements for each product in the tank mixture.

Perennial Grass Suppression

This product will suppress perennial grasses such as bahiagrass, bermudagrass, tall fescue, orchardgrass, Kentucky bluegrass, and quackgrass that are grown as ground covers in citrus fruit crops.

For suppression of tall fescue, fine fescue, orchardgrass and quackgrass, apply 4 fluid ounces of this product in 10 to 20 gallons of water per acre.

For suppression of Kentucky bluegrass covers, apply 4 fluid ounces of this product per acre. Do not add ammonium sulfate.

For best results, mow cool-season grass covers in the spring to even their height and apply this product 3 to 4 days after mowing.

For suppression of vegetative growth and seedhead inhibition of bahiagrass for approximately 45 days, apply 4 fluid ounces of this product in 10 to 25 gallons of water per acre. Apply 1 to 2 weeks after full green-up or after mowing to a uniform height of 3 to 4 inches. This application must be made prior to seedhead emergence.

For suppression up to 120 days, apply 3 fluid ounces of this product per acre, followed by an application of 2 to 3 fluid ounces per acre about 45 days later. Make no more than 2 applications per year.

For burndown of bermudagrass, apply 22 to 44 fluid ounces of this product in 3 to 20 gallons of water per acre. Use this treatment only if a reduction of the bermudagrass stand can be tolerated. When burndown is required prior to harvest, allow at least 21 days prior to harvest to allow sufficient time for burndown to occur.

For suppression of bermudagrass, apply 4 to 11 fluid ounces of this product per acre east of the Rocky Mountains and 11 fluid ounces of this product per acre west of the Rocky Mountains in a total spray volume of 3 to 20 gallons per acre no sooner than 1 to 2 weeks after full green-up. If the bermudagrass is mowed prior to application, maintain a minimum of 3 inches in height. Sequential applications may be made when re-growth occurs and bermudagrass injury and stand reduction can be tolerated. East of the Rocky Mountains, apply 4 to 7 fluid ounces of this product per acre in shaded conditions or where a lesser degree of suppression is desired.

Cut Stump Application

USE INSTRUCTIONS: Application of this product to freshly cut tree stumps may be made during site preparation or site renovation prior to transplanting tree crops. This product will control the re-growth and re-sprouting of stumps of many types of tree species, some of which are listed below.

9/20

Citrus Trees: Calamondin, Chironja, Citron, Citrus hybrids, Grapefruit, Kumquat, Lemon, Lime, Mandarin (Tangerine), Orange (all), Pummelo, Tangelo, Tangor

Cut the tree or re-sprout close to the soil surface and immediately apply a 50- to 100-percent solution of this product to the freshly cut surface using application equipment capable of covering the entire cambium. A delay in application could result in reduced performance. For best results, cut the tree during period of active growth and full leaf expansion and apply this product.

PRECAUTIONS: DO NOT MAKE A CUT STUMP APPLICATION WHEN THE ROOTS OF ADJACENT DESIRABLE TREES MIGHT BE GRAFTED TO THE ROOTS OF THE CUT STUMP, AS INJURY COULD OCCUR IN THE ADJACENT TREES. Some sprouts, stems, or trees can share a common root system. Adjacent trees having a similar age, height and spacing could be an indicator of a shared root system. Whether grafted or shared, injury is likely to occur to adjacent stems or trees when this product is applied to one or more trees sharing a common root system.

The following use instructions pertain to application in Florida and Texas only.

For burndown or control of the weeds listed below, apply this product at the specified rate in 3 to 30 gallons of water per acre. Where weed foliage is dense, use 10 to 30 gallons of water per acre.

For goatweed, apply 44 to 64 fluid ounces of this product in 20 to 30 gallons of water per acre when plants are actively growing. Apply 44 fluid ounces per acre when plants are less than 8 inches tall and 64 fluid ounces per acre when plants are greater than 8 inches tall. If goatweed is greater than 8 inches tall, the use of this product in a tank mixture with Krovar I or Karmex could improve weed control. Refer to the individual product labels for a listing of specific crops, rates, geographic restrictions and precautionary statements.

Perennial weeds:

S = Suppression B = Burndown
PC = Partial control C = Control

WEED SPECIES	[INSERT BRAND NAME] Rate Per Acre			
	0.7 QT	1.3 QT	2 QT	3.3 QT
Bermudagrass	B	--	PC	C
Guineagrass				
Texas and Florida Ridge	B	C	C	C
Florida Flatwoods	--	B	C	C
Paragrass	B	C	C	C
Torpedograss	S	--	PC	C

RESTRICTIONS: Allow a minimum of 1 day between application and harvest of citrus fruit crops.

Read the "Limit of Warranty and Liability" in the label booklet for Roundup PowerMAX Herbicide before using. These terms apply to this supplemental labeling and if these terms are not acceptable, return the product unopened at once.

© [YEAR]

MONSANTO COMPANY
800 N. LINDBERGH BLVD.
ST. LOUIS, MISSOURI 63167 USA

[INSERT DATE]

[PRINT PLATE NUMBER]

10/20

SUPPLEMENTAL LABELING

This supplemental label expires on May 1, 2017 and must not be used or distributed after this date.

READ THE ENTIRE LABEL FOR ROUNDUP POWERMAX HERBICIDE BEFORE PROCEEDING WITH THE USE DIRECTIONS CONTAINED IN THIS SUPPLEMENTAL LABELING.

When using Roundup PowerMAX Herbicide as permitted according to this supplemental labeling, read and follow all applicable directions, restrictions, and precautions on the label booklet provided with the pesticide container, and on this supplemental labeling. This supplemental labeling must be in the possession of the user at the time of pesticide application.

Primary Brand Name:

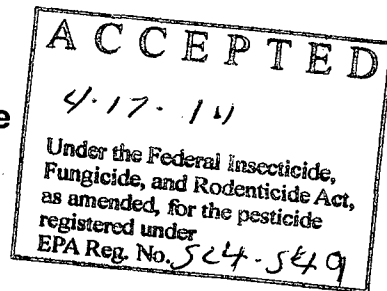
RD 1617 Herbicide

Alternate Brand Name(s):

Roundup PowerMAX® Herbicide

EPA Reg. No. 524-549

Roundup PowerMAX is a trademark of Monsanto Company



Use in Pome Fruit Crops

Keep out of reach of children

CAUTION!

In case of an emergency involving this product, call collect, day or night, 314-694-4000.

DIRECTIONS FOR USE

It is a violation of Federal law to use this product in any manner inconsistent with its labeling.

This labeling must be in the possession of the user at the time of herbicide application.

AVOID CONTACT OF THIS HERBICIDE WITH FOLIAGE, GREEN STEMS, EXPOSED NON-WOODY ROOTS OR FRUIT OF CROPS (EXCEPT AS SPECIFIED FOR INDIVIDUAL ROUNDUP READY CROPS), DESIRABLE PLANTS AND TREES, AS SEVERE INJURY OR DESTRUCTION COULD RESULT.

See the "PRODUCT INFORMATION" and "MIXING" sections of the Roundup PowerMAX herbicide product label for important product use information.

LABELED CROPS: All cultivars, varieties and/or hybrids of Apple; Azarole; Crabapple, Loquat; Mayhaw; Medlar; Pear (including Asian pear); Quince (including Chinese and Japanese quince); Tejocote

TYPES OF APPLICATION: Preplant (site preparation); Site Weed Control; Middles (in between rows of trees, vines or bushes); Strips (within rows of trees, vines or bushes); Selective Equipment (shielded sprayer, wiper applicator); Directed Spray; Spot Treatment; Perennial Grass Suppression; Cut Stump Application

USE INSTRUCTIONS: This product may be applied in middles (in between rows of trees), strips (within rows of trees), and for weed control or perennial grass suppression in established pome fruit orchards. It may also be used for site preparation prior to planting or transplanting these crops. Apply 11 fluid ounces to 3.3 quarts of this product per acre as directed in the "ANNUAL WEEDS RATE SECTION" and "PERENNIAL WEEDS RATE SECTION" of the Roundup PowerMAX herbicide product label. Use the

11/20

higher application rates within the given range when weeds are stressed, growing in dense populations or greater than 12 inches tall. Repeat applications may be made up to a maximum of 7 quarts of this product per acre per year. See the "PRODUCT INFORMATION" section of the Roundup PowerMAX herbicide product label for more information on Maximum Application Rates.

PRECAUTIONS: Use extreme care to avoid contact of this herbicide solution, spray, drift or mist with foliage or green bark of trunk, branches, suckers, fruit or other parts of trees. Avoid application when recent pruning wounds or other mechanical injury have occurred. Contact of this product with other than matured brown bark could result in serious crop damage or destruction. Only shielded or directed sprayers may be used in crops where potential for crop contact is high, and then only where there is sufficient clearance. For application in strips (within rows of trees), only selective equipment (directed spray, hooded sprayer, shielded sprayer, or wiper applicator) may be used in order to minimize the potential for overspray or drift of this product onto the crop. Only wiper applicators or shielded sprayers capable of preventing all contact of this product with the crop may be used. See additional use instructions and precautions in the "APPLICATION EQUIPMENT AND TECHNIQUES" section of the Roundup PowerMAX herbicide product label.

RESTRICTIONS: Allow a minimum of 3 days between application and transplanting.

Middles (in between rows)

USE INSTRUCTIONS: This product will control or suppress annual and perennial weeds and ground covers growing in between rows of the pome fruit tree crops listed on this label. If weeds are under drought stress, irrigate prior to application. Reduced weed control could result if weeds have been recently mowed at the time of application.

TANK MIXTURES: A tank mixture of this product with Goal 2XL may be applied for annual weed control in between rows (middles) of pome fruit trees when weeds are stressed or growing in dense populations. Application of 11 to 22 fluid ounces of this product, plus 3 to 12 fluid ounces of Goal 2XL, per acre will control annual weeds with a maximum height or length of 6 inches, including crabgrass, common groundsel, junglerice, common lambsquarters, redroot pigweed, London rocket, common ryegrass, shepherd's-purse, annual sowthistle, filaree (suppression), horseweed/marestail, stinging nettle and common purslane (suppression). This tank mixture will also control common cheeseweed (malva) or hairy fleabane with a maximum height or length of 3 inches.

This product may also be applied to row middles in tank mixtures with the following products. Ensure that the specific product used is labeled for application within the crop being grown. Read and follow label directions for all products in the tank mixture.

[Insert active ingredient(s) or brand name of product(s) containing the following active ingredients that, at the time of printing, are registered for use in middles (in-between rows) of pome fruit crops:

2,4-D; clethodim; diuron; fluazifop-P-butyl; flumioxazin; glufosinate-ammonium; indaziflam; norflurazon; oryzalin; oxyflufen; pendimethalin; pyraflufen ethyl; rimsulfuron; saflufenacil; sethoxydim; simazine

Alion; Chateau; Direx 4L; Dri-Clean; Fusilade DX; Goal 2XL; GoalTender; Karmex DF; Karmex II DF; Matrix FNV; Orchard Master CA; Poast; Prowl; Prowl H2O; Princep Caliber 90; Rely 200; Rely 280; Select Max; Simazine 4L; Simazine 80W; Simazine 90DF; Sim-Trol 4L; Solicam DF; Surflan AS; Surflan 75W; Treevix Powered by Kixor; Venue]

Strips (within rows)

TANK MIXTURES: This product may be applied within rows of pome fruit trees in tank mixtures with the following products. Ensure that the product used is labeled for application within the crop being grown. Read and follow label directions for all products in the tank mixture.

12/20

[Insert active ingredient(s) or brand name of product(s) containing the following active ingredients that, at the time of printing, are registered for use in strips (within rows) of pome fruit crops:

~~2,4-D; clethodim; diuron; fluazifop-P-butyl; flumioxazin; glufosinate-ammonium; indaziflam; norflurazon; oryzalin; oxyflurofen; pendimethalin; pyraflufen ethyl; rimsulfuron; saflufenacil; sethoxydim; simazine~~

Alion; Chateau; Direx 4L; Dri-Clean; Fusilade DX; Goal 2XL; GoalTender; Karmex DF; Karmex II DF; Matrix FNV; Orchard Master CA; Poast; Prowl; Prowl H2O; Princep Caliber 90; Rely 200; Rely 280; Select Max; Simazine 4L; Simazine 80W; Simazine 90DF; Sim-Trol 4L; Solicam DF; Surflan AS; Surflan 75W; Treevix Powered by Kixor; Venue]

RESTRICTIONS: Do not apply these tank mixtures in Puerto Rico. Refer to each individual tank-mix product label for restrictions and precautions; use according to the most restrictive precautionary statements for each product in the tank mixture.

Perennial Grass Suppression

This product will suppress perennial grasses such as bahiagrass, bermudagrass, tall fescue, orchardgrass, Kentucky bluegrass, and quackgrass that are grown as ground covers in pome fruit crops.

For suppression of tall fescue, fine fescue, orchardgrass and quackgrass, apply 4 fluid ounces of this product in 10 to 20 gallons of water per acre.

For suppression of Kentucky bluegrass covers, apply 4 fluid ounces of this product per acre. Do not add ammonium sulfate.

For best results, mow cool-season grass covers in the spring to even their height and apply this product 3 to 4 days after mowing.

For suppression of vegetative growth and seedhead inhibition of bahiagrass for approximately 45 days, apply 4 fluid ounces of this product in 10 to 25 gallons of water per acre. Apply 1 to 2 weeks after full green-up or after mowing to a uniform height of 3 to 4 inches. This application must be made prior to seedhead emergence.

For suppression up to 120 days, apply 3 fluid ounces of this product per acre, followed by an application of 2 to 3 fluid ounces per acre about 45 days later. Make no more than 2 applications per year.

For burndown of bermudagrass, apply 22 to 44 fluid ounces of this product in 3 to 20 gallons of water per acre. Use this treatment only if a reduction of the bermudagrass stand can be tolerated. When burndown is required prior to harvest, allow at least 21 days prior to harvest to allow sufficient time for burndown to occur.

For suppression of bermudagrass, apply 4 to 11 fluid ounces of this product per acre east of the Rocky Mountains and 11 fluid ounces of this product per acre west of the Rocky Mountains in a total spray volume of 3 to 20 gallons per acre no sooner than 1 to 2 weeks after full green-up. If the bermudagrass is mowed prior to application, maintain a minimum of 3 inches in height. Sequential applications may be made when re-growth occurs and bermudagrass injury and stand reduction can be tolerated. East of the Rocky Mountains, apply 4 to 7 fluid ounces of this product per acre in shaded conditions or where a lesser degree of suppression is desired.

Cut Stump Application

USE INSTRUCTIONS: Application of this product to freshly cut tree stumps may be made during site preparation or site renovation prior to transplanting tree crops. This product will control the re-growth and re-sprouting of stumps of many types of tree species, some of which are listed below.

Fruit Trees: Apple; Loquat; Mayhaw; Pear; Quince

Cut the tree or re-sprout close to the soil surface and immediately apply a 50- to 100-percent solution of this product to the freshly cut surface using application equipment capable of covering the entire

13/20

cambium. A delay in application could result in reduced performance. For best results, cut the tree during period of active growth and full leaf expansion and apply this product.

----- PRECAUTIONS: DO NOT MAKE A-CUT STUMP APPLICATION WHEN THE ROOTS OF ADJACENT DESIRABLE TREES MIGHT BE GRAFTED TO THE ROOTS OF THE CUT STUMP, AS INJURY COULD OCCUR IN THE ADJACENT TREES. Some sprouts, stems, or trees can share a common root system. Adjacent trees having a similar age, height and spacing could be an indicator of a shared root system. Whether grafted or shared, injury is likely to occur to adjacent stems or trees when this product is applied to one or more trees sharing a common root system.

RESTRICTIONS: Allow a minimum of 1 day between application and harvest of pome fruit crops.

Read the "Limit of Warranty and Liability" in the label booklet for Roundup PowerMAX Herbicide before using. These terms apply to this supplemental labeling and if these terms are not acceptable, return the product unopened at once.

© [YEAR]

MONSANTO COMPANY
800 N. LINDBERGH BLVD.
ST. LOUIS, MISSOURI 63167 USA

[INSERT DATE]

[PRINT PLATE NUMBER]

19/20

SUPPLEMENTAL LABELING

This supplemental label expires on May 1, 2017 and must not be used or distributed after this date.

READ THE ENTIRE LABEL FOR ROUNDUP POWERMAX HERBICIDE BEFORE PROCEEDING WITH THE USE DIRECTIONS CONTAINED IN THIS SUPPLEMENTAL LABELING.

When using Roundup PowerMAX Herbicide as permitted according to this supplemental labeling, read and follow all applicable directions, restrictions, and precautions on the label booklet provided with the pesticide container and on this supplemental labeling. This supplemental labeling must be in the possession of the user at the time of pesticide application.

Primary Brand Name:

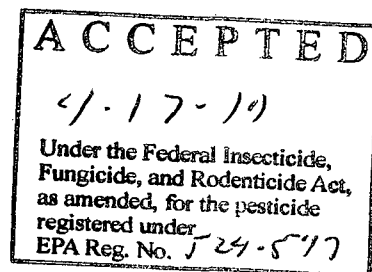
RD 1617 Herbicide

Alternate Brand Name(s):

Roundup PowerMAX® Herbicide

EPA Reg. No. 524-549

Roundup PowerMAX is a trademark of Monsanto Company



Use in Bulb Vegetable Crops

Keep out of reach of children

CAUTION!

In case of an emergency involving this product, call collect, day or night, 314-694-4000.

DIRECTIONS FOR USE

It is a violation of Federal law to use this product in any manner inconsistent with its labeling.

This labeling must be in the possession of the user at the time of herbicide application.

AVOID CONTACT OF THIS HERBICIDE WITH FOLIAGE, GREEN STEMS, EXPOSED NON-WOODY ROOTS OR FRUIT OF CROPS (EXCEPT AS SPECIFIED FOR INDIVIDUAL ROUNDUP READY CROPS), DESIRABLE PLANTS AND TREES, AS SEVERE INJURY OR DESTRUCTION COULD RESULT.

See the "PRODUCT INFORMATION" and "MIXING" sections of the Roundup PowerMAX herbicide product label for important product use information.

LABELED CROPS: All cultivars, varieties and/or hybrids of Chive (fresh leaves, including Chinese chive); Daylily (bulb); Elegans hosta; Fritillaria (bulb and leaves); Garlic (bulb, including great-headed and serpent garlic); Kurrant, Leek (including lady's and wild leek); Lily (bulb); Onion (including Beltsville bunching, bulb, Chinese bulb, fresh, green, macrostem, pearl, potato bulb, tree tops and Welsh onion tops); Shallot (bulb and fresh leaves)

TYPES OF APPLICATION: Chemical Fallow; Preplant Fallow Beds; Preplant; At-Planting; Preemergence; Prior to Transplanting Vegetables; Hooded Sprayer in Row Middles; Shielded Sprayer in Row Middles; Wiper Applicator in Row Middles; Post-Harvest

USE INSTRUCTIONS: See the "ANNUAL AND PERENNIAL CROPS" section of the Roundup PowerMAX herbicide product label for important product use information.

15/20

PRECAUTIONS: This product could cause crop injury when applied prior to transplanting or direct-seeding crops into plastic mulch. Remove residual product from the plastic prior to planting with a single 0.5-inch application of water, either by natural rainfall or irrigation. Ensure that the wash water flushes off the plastic mulch and does not enter the transplant holes. Application of this product at crop emergence will result in injury or death to emerged seedlings.

Avoid contact of this herbicide with foliage, green shoots or stems, bark, exposed roots (including those emerging from plastic mulch), or fruit of crops, as severe crop injury or destruction could result. Transplanted seedlings coming into contact with freshly treated vegetation could result in significant crop injury.

Preemergence application must be made before crop emergence to avoid severe crop injury. Apply before seed germination in coarse sandy soils to further minimize the risk of injury. In crops with vines, make hooded sprayer, shielded sprayer and wiper applicator treatments to row middles prior to vine development, otherwise severe crop injury or destruction could result.

RESTRICTIONS: Application using selective equipment, including wiper applicators and hooded sprayers, must be made a minimum of 14 days prior to harvest. Post-harvest and fallow application must be made a minimum of 30 days prior to the planting of any crop not listed on the Roundup PowerMAX herbicide product label. See additional use instructions in the "APPLICATION EQUIPMENT AND TECHNIQUES" section of the Roundup PowerMAX herbicide product label.

Read the "Limit of Warranty and Liability" in the label booklet for Roundup PowerMAX Herbicide before using. These terms apply to this supplemental labeling and if these terms are not acceptable, return the product unopened at once.

© [YEAR]

MONSANTO COMPANY
800 N. LINDBERGH BLVD.
ST. LOUIS, MISSOURI 63167 USA

[INSERT DATE]

[PRINT PLATE NUMBER]

16/20

SUPPLEMENTAL LABELING

This supplemental label expires on May 1, 2017 and must not be used or distributed after this date.

READ THE ENTIRE LABEL FOR ROUNDUP POWERMAX HERBICIDE BEFORE PROCEEDING WITH THE USE DIRECTIONS CONTAINED IN THIS SUPPLEMENTAL LABELING.

When using Roundup PowerMAX Herbicide as permitted according to this supplemental labeling, read and follow all applicable directions, restrictions, and precautions on the label booklet provided with the pesticide container and on this supplemental labeling. This supplemental labeling must be in the possession of the user at the time of pesticide application.

Primary Brand Name:

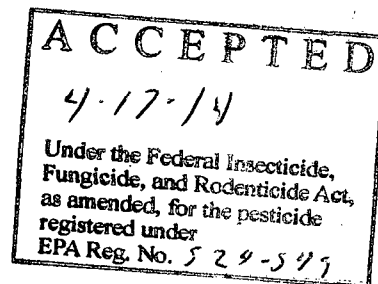
RD 1617 Herbicide

Alternate Brand Name(s):

Roundup PowerMAX® Herbicide

EPA Reg. No. 524-549

Roundup PowerMAX is a trademark of Monsanto Company



Use in Fruiting Vegetable Crops

Keep out of reach of children

CAUTION!

In case of an emergency involving this product, call collect, day or night, 314-694-4000.

DIRECTIONS FOR USE

It is a violation of Federal law to use this product in any manner inconsistent with its labeling.

This labeling must be in the possession of the user at the time of herbicide application.

AVOID CONTACT OF THIS HERBICIDE WITH FOLIAGE, GREEN STEMS, EXPOSED NON-WOODY ROOTS OR FRUIT OF CROPS (EXCEPT AS SPECIFIED FOR INDIVIDUAL ROUNDUP READY CROPS), DESIRABLE PLANTS AND TREES, AS SEVERE INJURY OR DESTRUCTION COULD RESULT.

See the "PRODUCT INFORMATION" and "MIXING" sections of the Roundup PowerMAX herbicide product label for important product use information.

LABELED CROPS: All cultivars, varieties and/or hybrids of Eggplant (including African, pea and scarlet); Cocona; Garden huckleberry; Goji berry; Groundcherry (*Physalis* spp); Martinynia, Naranjilla; Okra; Pepino; Pepper (includes bell pepper, chili pepper, cooking pepper, pimento, sweet pepper); Roselle; Sunberry; Tomatillo; Tomato

TYPES OF APPLICATION: Chemical Fallow; Preplant Fallow Beds; Preplant; At-Planting; Preemergence; Prior to Transplanting Vegetables; Hooded Sprayer in Row Middles; Shielded Sprayer in Row Middles; Wiper Applicator in Row Middles; Post-Harvest

USE INSTRUCTIONS: See the "ANNUAL AND PERENNIAL CROPS" section of the Roundup PowerMAX herbicide product label for important product use information.

17/20

PRECAUTIONS: This product could cause crop injury when applied prior to transplanting or direct-seeding crops into plastic mulch. Remove residual product from the plastic prior to planting with a single 0.5-inch application of water, either by natural rainfall or irrigation. Ensure that the wash water flushes off the plastic mulch and does not enter the transplant holes. Application of this product at crop emergence will result in injury or death to emerged seedlings.

Avoid contact of this herbicide with foliage, green shoots or stems, bark, exposed roots (including those emerging from plastic mulch), or fruit of crops, as severe crop injury, or destruction could result. Transplanted seedlings coming into contact with freshly treated vegetation could result in significant crop injury.

Preemergence application must be made before crop emergence to avoid severe crop injury. Apply before seed germination in coarse sandy soils to further minimize the risk of injury. In crops with vines, make hooded sprayer, shielded sprayer and wiper applicator treatments to row middles prior to vine development, otherwise severe crop injury or destruction could result.

RESTRICTIONS: Allow a minimum of 3 days between application and planting. For tomato and tomatillo, do not apply using a hooded or shielded sprayer in row middles because of the potential for crop injury. Application using selective equipment, including wiper applicators and hooded sprayers, must be made a minimum of 14 days prior to harvest. Post-harvest and fallow applications must be made a minimum of 30 days prior to the planting of any crop not listed on the Roundup PowerMAX herbicide product label. See additional use instructions in the "APPLICATION EQUIPMENT AND TECHNIQUES" section of the Roundup PowerMAX herbicide product label.

Read the "Limit of Warranty and Liability" in the label booklet for Roundup PowerMAX Herbicide before using. These terms apply to this supplemental labeling and if these terms are not acceptable, return the product unopened at once.

© [YEAR]

MONSANTO COMPANY
800 N. LINDBERGH BLVD.
ST. LOUIS, MISSOURI 63167 USA

[INSERT DATE]

[PRINT PLATE NUMBER]

18/20

SUPPLEMENTAL LABELING

This supplemental label expires on May 1, 2017 and must not be used or distributed after this date.

READ THE ENTIRE LABEL FOR ROUNDUP POWERMAX HERBICIDE BEFORE PROCEEDING WITH THE USE DIRECTIONS CONTAINED IN THIS SUPPLEMENTAL LABELING.

When using Roundup PowerMAX Herbicide as permitted according to this supplemental labeling, read and follow all applicable directions, restrictions, and precautions on the label booklet provided with the pesticide container and on this supplemental labeling. This supplemental labeling must be in the possession of the user at the time of pesticide application.

Primary Brand Name:

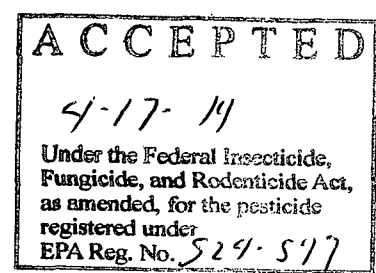
RD 1617 Herbicide

Alternate Brand Name(s):

Roundup PowerMAX® Herbicide

EPA Reg. No. 524-549

Roundup PowerMAX is a trademark of Monsanto Company



Use in Root and Tuber Vegetable Crops

Keep out of reach of children

CAUTION!

In case of an emergency involving this product, call collect, day or night, 314-694-4000.

DIRECTIONS FOR USE

It is a violation of Federal law to use this product in any manner inconsistent with its labeling.

This labeling must be in the possession of the user at the time of herbicide application.

AVOID CONTACT OF THIS HERBICIDE WITH FOLIAGE, GREEN STEMS, EXPOSED NON-WOODY ROOTS OR FRUIT OF CROPS (EXCEPT AS SPECIFIED FOR INDIVIDUAL ROUNDUP READY CROPS), DESIRABLE PLANTS AND TREES, AS SEVERE INJURY OR DESTRUCTION COULD RESULT.

See the "PRODUCT INFORMATION" and "MIXING" sections of the Roundup PowerMAX herbicide product label for important product use information.

LABELED CROPS: Arracacha; Arrowroot; Chinese artichoke; Jerusalem artichoke; Beet (garden); Burdock; Canna; Carrot; Cassava (bitter and sweet); Celeriac; Chayote (root); Chervil (turnip-rooted); Chicory; Chufa; Dasheen (taro); Galangal; Ginger; Ginseng; Horseradish; Leren; Kava (turnip-rooted); Parsley (turnip rooted); Parsnip; Potato; Radish; Oriental radish; Rutabaga; Salsify; Black salsify; Spanish salsify; Skirret; Sweet potato; Tanier; Turmeric; Turnip; Wasabi; Yacon; Yam bean; True yam

TYPES OF APPLICATION: Chemical Fallow; Preplant Fallow Beds; Preplant; At-Planting; Preemergence; Prior to Transplanting Vegetables; Hooded Sprayer in Row Middles; Shielded Sprayer in Row Middles; Wiper Applicator in Row Middles; Directed Application (non-bearing ginseng); Wiper Applicator (carrot, rutabaga and sweet potato only); Post-Harvest

USE INSTRUCTIONS: See the "ANNUAL AND PERENNIAL CROPS" section of the Roundup PowerMAX herbicide product label for important product use information.

19/20

PRECAUTIONS: This product could cause crop injury when applied prior to transplanting or direct-seeding crops into plastic mulch. Remove residual product from the plastic prior to planting with a single 0.5-inch application of water, either by natural rainfall or irrigation. Ensure that the wash water flushes off the plastic mulch and does not enter the transplant holes. Application of this product at crop emergence will result in injury or death to emerged seedlings.

Avoid contact of this herbicide with foliage, green shoots or stems, bark, exposed roots (including those emerging from plastic mulch), or fruit of crops, as severe crop injury or destruction could result. Transplanted seedlings coming into contact with freshly treated vegetation could result in significant crop injury.

Preemergence application must be made before crop emergence to avoid severe crop injury. Apply before seed germination in coarse sandy soils to further minimize the risk of injury. In crops with vines, make hooded sprayer, shielded sprayer and wiper applicator treatments to row middles prior to vine development, otherwise severe crop injury or destruction could result.

RESTRICTIONS: Application using selective equipment, including wiper applicators and hooded sprayers, must be made a minimum of 14 days prior to harvest. Post-harvest and fallow application must be made a minimum of 30 days prior to the planting of any crop not listed on the Roundup PowerMAX herbicide product label. See additional use instructions in the "APPLICATION EQUIPMENT AND TECHNIQUES" section of the Roundup PowerMAX herbicide product label.

Directed Application (Non-Bearing Ginseng Only)

USE INSTRUCTIONS: This product may be used for weed control in established non-bearing ginseng. Application may be made with boom sprayer equipment, CDA, shielded sprayer, wiper applicator, hand-held or backpack wand, lance, or orchard gun. See additional use instructions in the "APPLICATION EQUIPMENT AND TECHNIQUES" section of the Roundup PowerMAX herbicide product label.

PRECAUTIONS: Control the application so as not to allow any contact of this product with the ginseng plant. Droplets, mist, foam or splatter of the herbicide solution settling onto desirable vegetation could result in discoloration, stunting or destruction.

RESTRICTIONS: Application must be made a minimum of one year prior to harvest.

Wiper Applicator (Carrot, Rutabaga and Sweet Potato Only)

USE INSTRUCTIONS: Apply a 33-percent solution of this product by volume in water using a wiper applicator operated over the top of carrot, rutabaga and sweet potato for the control of tall weeds. See additional use instructions for wiper applicators in the "APPLICATION EQUIPMENT AND TECHNIQUES" section of the Roundup PowerMAX herbicide product label.

PRECAUTIONS: Droplets, mist, foam or splatter of the herbicide solution settling onto desirable vegetation could result in discoloration, stunting or destruction.

RESTRICTIONS: For carrot, a maximum of two wiper or sponge bar applications may be made a minimum of 60 days prior to harvest following the first application and 7 days prior to harvest following the second application or if only one wiper application is made over the top of the carrot crop. For rutabaga, allow a minimum of 14 days between application and harvest. For sweet potato, a maximum of five wiper or sponge bar applications may be made with a minimum of 14 days between applications and a minimum of 7 days prior to harvest.

Read the "Limit of Warranty and Liability" in the label booklet for Roundup PowerMAX Herbicide before using. These terms apply to this supplemental labeling and if these terms are not acceptable, return the product unopened at once.

© [YEAR]

MONSANTO COMPANY
800 N. LINDBERGH BLVD.
ST. LOUIS, MISSOURI 63167 USA

20/20

[INSERT DATE]

[PRINT PLATE NUMBER]