



UNITED STATES ENVIRONMENTAL PROTECTION AGENCY
WASHINGTON, D.C. 20460

OFFICE OF
PREVENTION, PESTICIDES AND
TOXIC SUBSTANCES

MAY 17 2006

Ms. Dawn Fee-White
Monsanto Company
1300 I (Eye) Street N.W., Suite 450 East
Washington, DC 20005

Dear Ms. Fee-White:

Subject: Degree Xtra Herbicide (Atrazine Reregistration)
EPA Registration No. 524-511
Submissions Dated October 25, 2004 and February 1, 2005

The scientific review and evaluation of the information/ labeling submitted above have been completed. The confidential statements of formula dated February 1, 2005 are acceptable and supersedes all previously approved versions. Our records have been modified accordingly.

Based on your response to the Atrazine Interim Reregistration Eligibility Decision the Agency is accepting the labeling designated as 2005-2, provided the following changes are made.

1. Revise the list of PPE for re-entry within the Agricultural Use Requirements box, to read coveralls, shoes plus socks, and chemical resistant gloves made of any waterproof material.
2. In your Limit of Warranty and Liability, revise the third paragraph to read "**To the fullest extent permitted by law**, buyers and users are responsible for all loss or damage from use or handling which results from conditions beyond the control of this company..."
3. In your Limit of Warranty and Liability, revise the last sentence of your sixth paragraph to read "**TO THE FULLEST EXTENT PERMITTED BY LAW, IN NO EVENT SHALL THE COMPANY OR ANY OTHER SELLER BE LIABLE FOR ANY INCIDENTAL, CONSEQUENTIAL OR SPECIAL DAMAGES.**"

Enclosed is a copy of your label stamped "Acceptable with Comments". Amended labeling supersedes all previously approved ones. Final reregistration will await completion of cumulative assessments and completion of reregistration requirements for active ingredient acetochlor.

Page 2
524-511

Submit one copy of your final printed labeling incorporating the above changes for our files.

Sincerely,

Vivian K. Walters for
James A. Tompkins
Product Manager 25
Herbicide Branch
Registration Division (7505P)

36038D7-1/53

RESTRICTED USE PESTICIDE

due to ground and surface water concerns and oncogenicity concerns For retail sale to and use only by Certified Applicators, or persons under their direct supervision and only for those uses covered by the Certified Applicator's certification.



Degree Xtra[®] herbicide is an encapsulated herbicide for weed control in Field Corn, Production Seed Corn, Silage Corn and Popcorn.

SHAKE WELL BEFORE USING

Complete Directions for Use

EPA Reg. No 524-511

2005-2

CONTENTS 2

Read the entire label before using this product.

Use only according to label instructions.

Read "LIMIT OF WARRANTY AND LIABILITY" before buying or using. If terms are not acceptable, return at once unopened.

THIS IS AN END-USE PRODUCT. MONSANTO DOES NOT INTEND AND HAS NOT REGISTERED IT FOR REFORMULATION. SEE INDIVIDUAL CONTAINER LABEL FOR REPACKAGING LIMITATIONS.

CONTENTS

1	1.0	INGREDIENTS.....	4
2	2.0	IMPORTANT PHONE NUMBERS.....	4
3	3.0	PRECAUTIONARY STATEMENTS.....	4
	3.1	Hazards to Humans and Domestic Animals.....	4
	3.2	Environmental Hazards.....	6
4	4.0	STORAGE AND DISPOSAL.....	8
5	5.0	GENERAL INFORMATION.....	10
	5.1	Use Restrictions.....	11
	5.2	Tile-Outletted Terraced Fields Containing Standpipes.....	14
6	6.0	SOIL-TEXTURE.....	15
7	7.0	MIXING, SPRAYING AND HANDLING INSTRUCTIONS.....	15
	7.1	Equipment Cleaning and Repair.....	16
	7.2	Sprayer Compatibility.....	16
	7.3	Standard Sprayable Fluid Fertilizer Compatibility Test.....	18
8	8.0	APPLICATION SYSTEMS.....	21
	8.1	Ground Broadcast Treatment.....	21
	8.2	Ground Band Treatment.....	21
9	9.0	APPLICATION TIMING AND METHODS.....	22
	9.1	Early Preplant Surface Application.....	22
	9.2	Preplant Incorporation Application.....	22
	9.3	Preemergence Surface Application.....	23
	9.4	Postemergence Surface Application.....	23

9.5	Cultivation Information	24
10	10.0 WEEDS CONTROLLED	24
10.1	Annual Grasses Controlled	24
10.2	Annual Broadleaves Controlled	25
10.3	Annual Grasses Partially Controlled	26
10.4	Annual Broadleaves Partially Controlled	27
11	11.0 CONSERVATION OR MINIMUM TILLAGE SYSTEMS	28
11.1	At-Planting Applications	29
11.2	Control or Suppression of Emerged Weeds	30
11.2.1	Roundup Agricultural Herbicides	30
11.2.2	Gramoxone MAX	31
11.2.3	2,4-D	32
11.3	Early Preplant Application	32
11.3.1	Degree Xtra	33
12	12.0 CONVENTIONAL TILLAGE SYSTEMS	35
12.1	Degree Xtra	35
12.2	Degree Xtra Plus Roundup Agricultural Herbicides Postemergence on Roundup Ready Corn	36
12.3	Degree Xtra Plus Accent	37
12.4	Degree Xtra Plus Balance PRO	38
12.5	Degree Xtra Plus Banvel or Clanty	39
12.6	Degree Xtra Plus Callisto	41
12.7	Degree Xtra Plus Hornet WDG	41
12.8	Degree Xtra Plus Marksman	43
12.9	Degree Xtra Plus Permit	45
12.10	Degree Xtra Plus Princep	46
12.11	Degree Xtra Plus Prowl	47
12.12	Degree Xtra Plus Pursuit	47
12.13	Degree Xtra Plus Python WDG	49
12.14	LIMIT OF WARRANTY AND LIABILITY	50

458

INGREDIENTS 4

1.0 INGREDIENTS

ACTIVE INGREDIENTS

*Acetochlor, 2-chloro-N-ethoxymethyl-N-(2-ethyl-6-methylphenyl)acetamide	29.0%
**Atrazine, 2-chloro-4-(ethylamino)-6-(isopropylamino)-s-triazine and related triazines	14.5%
OTHER INGREDIENTS	56.5%
	100.0%

*Contains 324 grams per liter or 2.70 pounds per U.S. gallon of the active ingredient acetochlor.

**Contains 161 grams per liter or 1.34 pounds per U.S. gallon of the active ingredient atrazine and related triazines.

Protected by U.S. Patent Nos. 5,225,570 and 5,925,595. No license granted under any non-U.S. patent(s).

2.0 IMPORTANT PHONE NUMBERS

FOR PRODUCT INFORMATION OR ASSISTANCE IN USING THIS PRODUCT, CALL TOLL-FREE:
1-800-332-3111.

IN CASE OF AN EMERGENCY INVOLVING THIS HERBICIDE PRODUCT, OR FOR MEDICAL ASSISTANCE, CALL COLLECT, DAY OR NIGHT,
(314) 694-4000

3.0 PRECAUTIONARY STATEMENTS

3.1 Hazards to Humans and Domestic Animals

Keep out of reach of children.

CAUTION!

Prolonged or repeated skin contact may cause allergic reactions in some individuals

Avoid contact with skin or clothing

Wash thoroughly with soap and water after handling

FIRST AID	
IF ON SKIN OR ON CLOTHING	<ul style="list-style-type: none"> • Take off contaminated clothing • Rinse skin immediately with plenty of water for 15 to 20 minutes • Call a poison control center or doctor for treatment advice • Sensitized persons should avoid further contact and reuse of contaminated clothing
<ul style="list-style-type: none"> • Have the product container or label with you when calling a poison control center or doctor or going for treatment • You may also contact (314) 694-4000 collect day or night, for emergency medical treatment information • This product is identified as Degree Xtra herbicide, EPA Registration No. 524-511. 	

Personal Protective Equipment (PPE)

Some materials that are chemical-resistant to this product are listed below. If you want more options, follow the instructions for Category A or an EPA chemical-resistance category selection chart.

Mixers, loaders, applicators, and other handlers must wear: long-sleeved shirt and long pants; chemical-resistant gloves such as nitrile, neoprene or polyvinylchloride; shoes plus socks; chemical-resistant apron when mixing, loading, cleaning up spills, or cleaning equipment or otherwise exposed to the concentrate. See EPA Hearing Controls for additional requirements.

ACCEPTED
with COMMENTS
In EPA Letter Dated:
MAY 17 2006
Under the Federal Insecticide,
Fungicide, and Rodenticide Act,
as amended, for the pesticide
registered under EPA Reg. No.
524-511

PRECAUTIONARY STATEMENTS 6

Engineering Controls When applicators use enclosed cabs in a manner that meets the requirements listed in the Worker Protection Standard (WPS) for agricultural pesticides (40 CFR 170.240 (d) (5)), the handler PPE requirements may be reduced or modified as specified in the WPS.

Follow manufacturer's instructions for cleaning/maintaining PPE. If no such instructions for washables exist, use detergent and hot water. Keep and wash PPE separately from other laundry. Discard clothing or other absorbent materials that have been drenched or heavily contaminated with the product's concentrate. Do not reuse them.

IMPORTANT: When reduced PPE is worn because an enclosed cab is being used, applicators must be provided all PPE specified above for "applicators and other handlers" and have such PPE immediately available for use in an emergency, such as a spill or equipment breakdown.

User Safety Recommendations

Users should

- Wash hands before eating, drinking, chewing gum, using tobacco or using the toilet.
- Remove clothing/PPE immediately if pesticide gets inside. Then wash thoroughly and put on clean clothing.
- Remove PPE immediately after handling this product. Wash the outside of gloves before removing. As soon as possible, wash thoroughly and change into clean clothing.

3.2 Environmental Hazards

Atrazine can travel (seep or leach) through soil and can enter ground water which may be used as drinking water. Atrazine has been found in ground water. Users are advised not to apply atrazine on sand and loamy sand soils where the water table (ground water) is close to the surface and where these soils are very permeable. For more information, your local agricultural agencies can provide further

9/58

information on the type of soil in your area and the location of ground water

Ground water contamination may be reduced by diking and flooring of permanent liquid bulk storage sites with an impermeable material. This product is toxic to fish and aquatic invertebrates. Do not apply directly to water or to areas where surface water is present or to intertidal areas below the mean high water mark. Do not apply when weather conditions favor drift from treated areas. Runoff and drift from treated areas may be hazardous to aquatic organisms in neighboring areas. Do not contaminate water when disposing of equipment washwaters.

This chemical demonstrates the properties and characteristics associated with chemicals detected in ground water. The use of this chemical in areas where soils are permeable, particularly where the ground water is shallow, may result in ground water contamination.

Acetochlor has properties that may result in surface water contamination via dissolved runoff and runoff erosion. Practices should be followed to minimize the potential for dissolved runoff and/or runoff erosion.

See Sections 5.1, Use Restrictions, and 5.2, Tile-Outletted Terraced Fields Containing Standpipes, for additional specific information.

DIRECTIONS FOR USE

It is a violation of Federal law to use this product in any manner inconsistent with its labeling. This product can only be used in accordance with the Directions for Use on this label or in separately published Monsanto Supplemental Labeling.

Do not apply this product in a way that will contact workers or other persons, either directly or through drift. Only protected handlers may be in the area during application. For any requirements specific to your State or Tribe, consult the agency responsible for pesticide regulations.

ANY USE OF THIS PRODUCT IN AN AREA WHERE USE IS PROHIBITED IS A VIOLATION OF FEDERAL LAW. Before using this product, you must consult the Atrazine Watershed Information Center (AWIC) to determine whether the use of this product is prohibited in your watershed.

ENVIRONMENTAL HAZARDS 7

10/58

ENVIRONMENTAL HAZARDS 8

AWIC can be accessed through www.atrazine-watershed.info or 1-866-365-3014. If use of this product is prohibited in your watershed, you may return this product to your point of purchase or contact Monsanto Company for a refund.

Agricultural Use Requirements

Use this product only in accordance with its labeling and with the Worker Protection Standard, 40 CFR part 170. This Standard contains requirements for the protection of agricultural workers on farms, forests, nurseries, and greenhouses, and handlers of agricultural pesticides. It contains requirements for training, decontamination, notification, and emergency assistance. It also contains specific instructions and exceptions pertaining to the statements on this label about personal protective equipment (PPE) and restricted-entry interval. The requirements in this box only apply to uses of this product that are covered by the Worker Protection Standard.

Do not enter or allow worker entry into treated areas during the restricted entry interval (REI) of 12 hours.

Exception: if the product is soil-injected or soil-incorporated, the Worker Protection Standard under certain circumstances allows workers to enter the treated area if there will be no contact with anything that has been treated.

PPE required for early entry to treated areas that is permitted under the Worker Protection Standard and that involves contact with anything that has been treated, such as plants, soil, or water: is coveralls over long-sleeved shirt and long pants, socks and chemical-resistant footwear, and chemical-resistant gloves made of any waterproof material.

4.0 STORAGE AND DISPOSAL

Do not contaminate water, foodstuffs, feed or seed by storage or disposal.

11/58

PESTICIDE STORAGE: Keep container closed to prevent spills and contamination

PESTICIDE DISPOSAL: Wastes resulting from the use of this product that cannot be used or chemically reprocessed should be disposed of in a landfill approved for pesticide disposal or in accordance with applicable Federal, state or local procedures.

CONTAINER DISPOSAL: Emptied container retains vapor and product residue. Observe all labeled safeguards until container is cleaned, reconditioned, or destroyed.

FOR REFILLABLE PORTABLE (Mini-bulk) OR BULK CONTAINERS:

Instructions for Users: When the container is empty, replace the cap and seal all openings that have been made during usage, and return the container to the point of purchase, or to an alternate location designated by the registrant at the time of purchase of this product. If not returned to the point of purchase or a designated location, triple rinse or pressure rinse the empty container and offer it for recycling if available. If not refilled or recycled, then puncture and dispose of in a sanitary landfill or by incineration or, if allowed by state and local authorities, by burning. If burned, stay out of smoke.

Instructions for Users and Refillers: This container must only be refilled with this pesticide product. Do not reuse this container for any other purpose. Do not transport if this container is damaged or leaking. If the container is damaged or leaking or obsolete, or to obtain information about recycling refillable containers, contact Monsanto Company at 1-800-768-6387. Cleaning is not necessary prior to refilling with the same product. Clean container before final disposal. Disposal of this container must be in compliance with state and local regulations.

Instructions for Refillers: Prior to refilling, inspect carefully for damage such as cracks, punctures, abrasions, worn-out threads and closure devices. Check for leaks after refilling and before transporting. If the container cannot be refilled, triple rinse or pressure

STORAGE AND DISPOSAL 9

12/58

STORAGE AND DISPOSAL 10

Rinse the empty container and offer for recycling if available. If not recycled, then puncture and dispose of in a sanitary landfill or by incineration, or if allowed by state and local authorities, by burning. If burned, stay out of smoke.

FOR PLASTIC 1-WAY CONTAINERS:
Do not reuse container. Triple rinse container, then puncture and dispose of in a sanitary landfill, or by incineration, or if allowed by state and local authorities, by burning. If burned, stay out of smoke.

FOR DRUMS:
Do not reuse container. Return container per the Monsanto container return program. If not returned, triple rinse container, then puncture and dispose of in a sanitary landfill, or by incineration, or if allowed by state and local authorities, by burning. If burned, stay out of smoke.

5.0 GENERAL INFORMATION

This product is recommended for control of yellow nutsedge and many annual grasses and broadleaf weeds listed in the "WEEDS CONTROLLED" section of this label. This product alone will not control emerged seedlings. This product may be applied either as a pre-emergence application before or after planting or after crop emergence. This product may also be shallowly incorporated prior to planting to incorporate the pre-emergence treatment into the upper 1 inch of soil. Except in no-till or conservation tillage systems, the seedbed should be prepared and free of clods and trash.

Read and carefully observe cautionary statements and all other information appearing on the labeling of all products used in mixtures and sequential products. Use according to the most restrictive label directions for each product in the mixture.

NOTE: Use this product for weed control in corn only. CORN (ALL TYPES, INCLUDING SWEET CORN), MILO (SORGHUM), SOYBEANS, WHEAT, OR TOBACCO CAN BE PLANTED THE YEAR FOLLOWING THE

13/58

USE OF THIS PRODUCT IF SOYBEANS ARE TO BE PLANTED THE FOLLOWING YEAR, THERE IS THE POSSIBILITY OF CROP INJURY DUE TO CARRYOVER OF ATRAZINE.

5.1 Use Restrictions

This chemical demonstrates the properties and characteristics associated with chemicals detected in ground water. The use of this chemical in areas where soils are permeable, particularly where the ground water is shallow, may result in ground water contamination. Do not apply to the following soils where depth to ground water is 30 feet or less: sands with less than 3 percent organic matter; loamy sands with less than 2 percent organic matter, or sandy loams with less than 1 percent organic matter.

Atrazine can travel (seep or leach) through soil and can enter ground water which may be used as drinking water. Atrazine has been found in ground water. Users are advised not to apply atrazine to sand and loamy sand soils where the water table (ground water) is close to the surface and where these soils are very permeable, i.e. well drained. Your local agricultural agencies can provide further information on the type of soil in your area and the location of ground water.

This product must not be mixed or loaded, or used within 50 feet of all wells including abandoned wells, drainage wells, and sink holes. Operations that involve mixing, loading, rinsing, or washing of this product into or from pesticide handling or application equipment or containers within 50 feet of any well are prohibited unless conducted on an impervious pad constructed to withstand the weight of the heaviest load that may be positioned on or moved across the pad. Such a pad shall be designed and maintained to contain any product spill or equipment leaks, container or equipment rinse or washwater, and rain water that may fall on the pad. Surface water shall not be allowed to either flow over or from the pad, which means the pad must be self-contained. The pad shall be sloped to facilitate material

14/58

GENERAL INFORMATION 12

removal. An unroofed pad shall be of sufficient capacity to contain at a minimum 110 percent of the capacity of the largest pesticide container or application equipment on the pad. A pad that is covered by a roof of sufficient size to completely exclude precipitation from contact with the pad shall have a minimum containment capacity of 100 percent of the capacity of the largest pesticide container or application equipment on the pad. Containment capacities as described above shall be maintained at all times. The above-specified minimum containment capacities do not apply to vehicles when delivering pesticide shipments to the mixing/loading sites.

States may have in effect additional requirements regarding well-head setbacks and operational area containment.

This product must not be mixed or loaded within 50 feet of intermittent streams and rivers, natural or impounded lakes and reservoirs. This product must not be applied within 66 feet of the points where field surface water runoff enters perennial or intermittent streams and rivers or within 200 feet around natural or impounded lakes and reservoirs. If this product is applied to highly erodible land, the 66-foot buffer or setback from runoff entry points must be planted to crop, seeded with grass, or other suitable crop.

Where there are state/local requirements regarding atrazine use (including lower maximum rates and/or higher setbacks), which are different from the label, the more restrictive/protective requirements apply.

Do not flood irrigate to apply or incorporate this product.

Product must be used in a manner that will prevent back siphoning into wells, spills or improper disposal of excess pesticide, spray mixtures or rinsates.

Do not apply this product through any type of irrigation system.

Disposal of excess pesticide, spray mixtures or rinsate should be according to label use instructions or according to the State Pesticide or Environmental Control Agency or the Hazardous Waste representative at the nearest EPA regional office.

15/58

Do not apply under conditions that favor runoff or wind erosion of soil containing this product to non-target areas. To prevent off-site movement due to runoff or wind erosion:

Avoid treating powdery dry or light sandy soils when conditions are favorable for wind erosion. Under these conditions, the soil surface should first be settled by rainfall or irrigation.

Do not apply to impervious substrates such as paved or highly compacted surfaces or frozen or snow covered soils.

Do not use tailwater from the first flood or furrow irrigation of treated fields to treat non-target crops unless at least 1/2 inch of rainfall has occurred between application and the first irrigation.

Do not apply this product using aerial application equipment.

Do not apply when wind conditions favor drift to non-target sites. To minimize spray drift to non-target areas:

Use low pressure application equipment capable of producing a large droplet spray. Do not use nozzles that produce a fine droplet spray. Minimize drift by using sufficient spray volume to ensure adequate coverage with large droplet size sprays.

Keep ground driven spray boom as low as possible above the target surface.

Make application when the wind velocity favors on-target product deposition (approximately 3 to 10 miles per hour). Do not apply when wind velocity exceeds 15 miles per hour. Avoid application when gusts approach 15 miles per hour.

Low humidity and high temperatures increase the likelihood of spray drift to sensitive areas. Avoid spraying during conditions of low humidity and/or high temperatures. Do not apply during inversion conditions.

Use of this product not consistent with this label may result in injury to persons, animals or crops, or other unintended consequences.

For field corn storage use, allow 60-day preharvest interval.

Flush sprayer with clean water after use.

Do not rotate to crops other than soybeans, corn, milo (grain

GENERAL INFORMATION 13

GENERAL INFORMATION 14

sorghum) wheat or tobacco.

The maximum atrazine broadcast application rates for corn:

- If no atrazine was applied prior to corn emergence, apply a maximum of 2 pounds active ingredient per acre broadcast. If a postemergence treatment is required following an earlier herbicide application, the total atrazine applied may not exceed 2.5 pounds active ingredient per acre per calendar year.
- Apply a maximum of 2.0 pounds active ingredient per acre as a single preemergence application on soils that are not highly erodible or on highly erodible soils (as defined by the Natural Resources Conservation Service) if at least 30 percent of the soil is covered with plant residues, or
- Apply a maximum of 1.6 pounds active ingredient per acre as a single preemergence application on highly erodible soils (as defined by the Natural Resources Conservation Service) if less than 30 percent of the surface is covered with plant residues, or 2.0 pounds active ingredient per acre if only applied postemergence.

When tank mixing or sequentially applying, atrazine or products containing atrazine to corn, the total pounds atrazine applied (pounds active ingredient per acre) must not exceed 2.5 pounds active ingredient per year.

5.2 Tile-Outletted Terraced Fields Containing Standpipes

To ensure protection of surface water from runoff through standpipes with tile-outlets in terraced fields, one of the following restrictions must be used in applying atrazine to tile-terraced fields containing standpipes

- 1 Do not apply this product within 66 feet of standpipes in tile-outletted terraced fields
- 2 Apply this product to the entire tile-outletted terraced field and immediately incorporate it to a depth of 2 to 3 inches in the entire field

17/58

3 Apply this product to the entire tie-outletted terraced field under a no-till practice only when a high crop residue management practice is used. High crop residue management is described as a crop management practice where little or no crop residue is removed from the field during and after crop harvest.

6.0 SOIL TEXTURE

Applicators should evaluate soil conditions carefully to assure that they choose the correct label rate.

The recommended use rates of this product and the other herbicides labeled for use in tank mixtures with this product vary with soil texture. Unless soil texture is specifically named, rate tables throughout this label refer to only three soil textural groups: coarse, medium and fine. The following is a complete listing of soil textures included in each of these three soil textural groups.

SOIL TEXTURAL GROUP	SOIL TEXTURE
Coarse	sand, loamy sand, sandy loam
Medium	loam, silt loam, silt, sandy clay loam
Fine	silty clay loam, clay loam, sandy clay, silty clay, clay

Refer to the above table to determine the corresponding soil textural group for the soil to be treated.

7.0 MIXING, SPRAYING AND HANDLING INSTRUCTIONS

NOTE: Direct contact or exposure to this product or spray mixtures of this product should be minimized. The following instructions for transfer, mixing, cleaning or repairing equipment should be followed in order to minimize this exposure. Review the protective clothing requirements as listed in the "PRECAUTIONARY STATEMENTS" section of this label and do not use this product until you have the appropriate protective clothing.

18/58

MIXING 16

2.5 Gallon Containers

Open pouring from these containers can result in exposure from splashing or spilling. Special care in lifting and pouring is strongly recommended

Bulk Containers

Open pouring from these containers can result in exposure from splashing or spilling and is not recommended. This product should be transferred from these containers to the mix or spray tank using pumps or transfer probes. The probe or pump should not be removed from the container or disconnected until the container is emptied or rinsed. Use the pump or probe system to rinse the empty container and transfer the rinsate directly to the mix or spray tank.

7.1 Equipment Cleaning and Repair

Cleaning and repair of transfer systems and application equipment is a source of exposure to this product. Care should be taken to minimize exposure during cleaning and repair to transfer systems application equipment. Whenever possible, these systems or equipment should be rinsed before being cleaned or repaired.

When repairs must be made during transfer or application, the equipment should be shut down, and special care taken to avoid contact with the pesticide.

7.2 Sprayer Compatibility

Always predetermine the compatibility of this product or labeled mixtures of this product with water carrier or sprayable fluid fertilizer carrier by mixing small proportional quantities in advance. See the "STANDARD SPRAYABLE FLUID FERTILIZER COMPATIBILITY TEST" section in this label to determine the compatibility of this product and the labeled tank mixtures recommended for use with sprayable fluid fertilizer carrier.

Mix this product or labeled tank mixtures of this product with the appropriate carrier as follows:

19/58

1. Place a 20- to 35-mesh screen or wetting basket over filling port.
2. Through the screen, fill the sprayer tank one-half full with appropriate carrier.
3. If a compatibility agent is necessary to improve mixing or to prevent the formation of undesirable and unsprayable gels or precipitates, while agitating add it to the carrier already in the tank. Use only compatibility agents cleared by FDA for this use. Read and follow all directions for use, cautionary statements and all other information appearing on the selected compatibility agent label. Check for adequate agitation.
4. If a wettable powder or dry flowable formulation is used, make a slurry with water, and add it slowly through the screen into the tank. Continue agitation.
5. If a flowable formulation is used, add slowly through screen into the tank. Mixing and compatibility may be improved when flowable is premixed one part flowable with one part water and added slowly to the tank in diluted form.
6. Add this product slowly through the screen into the tank. Mixing and compatibility may be improved when this product is prediluted with two parts of water and added to the tank in diluted form.
7. Complete filling the sprayer tank with carrier. If a Roundup® agricultural herbicide or Gramoxone® MAX is used, add the required amount near the end of the filling process. Remove hose from tank immediately after filling to avoid siphoning back into the water source.

Maintain good agitation at all times until the contents of the tank are sprayed.

NOTE: If spray mixture is allowed to settle at any time, thorough agitation is required to resuspend the mixture before spraying is resumed. Keep bypass line on or near bottom of tank to minimize foaming. Screen size in nozzle or line strainers should be no finer than 50-mesh. Carefully select proper nozzle to avoid spraying a

20/58

MIXING 18

fine mist. Check for even distribution of spray droplets. For best results with ground application, use flat-fan or whirl-chamber nozzle. To reduce loss of chemical due to drift of a fine mist, apply at pressures less than 40 psi.

7.3 Standard Sprayable Fluid Fertilizer Compatibility Test

Herbicides may not always mix evenly throughout a sprayable fluid fertilizer or the components may separate too quickly to make their combined use of practical value. This may be due to certain characteristics of the different fluid fertilizers. A simple test using small quantities of the components is suggested to provide compatibility potential. The test follows:

A. Materials Required For A Compatibility Test

1. Two one-quart jars with lid or stopper (marked "with" and "without").
2. TEAspoons (for a more exacting test, a five to ten milliliter (mL) pipette or graduated cylinder is desirable)
3. Sprayable fluid fertilizer to be tested.
4. The herbicide chemicals to be mixed
5. A compatibility agent (the purpose of the adjuvant is to help keep the fertilizer and crop protection chemical in suspension, if this assistance is needed).

B. Procedure

1. Add one pint of the sprayable fluid fertilizer that will be used or other herbicide carrier to each jar marked "with" and "without".



Add One Pint Liquid Fertilizer
to Two Quart Jars



2 To the jar marked "with", add 1/4 TEAspoon or 1.2 milliliters of a suitable compatibility agent; shake gently for five to ten seconds to mix (1/4 TEAspoon in one pint is the equivalent of two pints per 100 gallons of liquid fertilizer.)



To Jar Marked "With"
Add Compatibility Agent
And Shake To Mix.



3 To each jar add the appropriate amount of herbicide(s). If more than one is used, add them separately with the wettable powders or dry flowables added first, flowables second and liquid last. Shake gently five to ten seconds after each addition.



Add Herbicide(s) To Both Jars
And Shake To Mix



Amount To Be
Added Per Pint Of
Sprayable Fluid Fertilizer
(Assuming Volume is 25 Gallons/Acre)

HERBICIDE	RATE/ACRE	Level TEAspoons
Wettable	1 pound =	1.5
Powders	2 pounds =	3.0
or	3 pounds =	4.5
Dry Flowables	4 pounds =	6.0
	5 pounds =	7.5

22/58

MIXING 20

HERBICIDE	RATE/ACRE	Level	
		TEAspoons	Milliliters
Emulsifiable	1 pint =	0.5	or 2.4
Concentrates or	1 quart =	1.0	or 4.7
Flowables or	2 quarts =	2.0	or 9.5
Liquids or	3 quarts =	3.0	or 14.2
Solutions	1 gallon =	4.0	or 19.0
	5 quarts =	5.0	or 23.8

This compatibility test is designed for 25 gallons of spray per acre with the maximum labeled rate of herbicide. For changes in spray volume or herbicide rate, make appropriate changes in the ingredients of the test. Regardless of spray volume, the amount of compatibility agent should be equal to two or three pints (two pints = 1/4 TEAspoon or 1.2 milliliters; three pints = 3/8 TEAspoon or 1.8 milliliters per pint of sprayable liquid fertilizer) per 100 gallons of liquid fertilizer.

C. Observations and Decisions

1. If the herbicide(s) and the sprayable fluid fertilizer are compatible.
2. If a compatibility agent is necessary.

Five minutes after the final addition and mixing, observe both jars for the formation of large flakes, sludge, gels or other precipitates. Observe if the herbicide(s) cannot be physically mixed with the liquid fertilizer but remains as small oily particles in the solution.

If incompatibility in any form described above occurs in the jar with the compatibility agent added, the liquid fertilizer and the herbicide(s) should not be used together in the same spray tank.

If incompatibility as described above occurs in the jar "without" the adjuvant but not in the jar "with" adjuvant, the use of a compatibility adjuvant is recommended.

Both jars should be allowed to stand and be observed periodically for one-half hour. If the separate layers of liquid fertilizer and additives can be resuspended by shaking, commercial application is possible.

If a stable concentrate normally will go to the top after stand-

23/58

ing, wettable powders will either settle to the bottom of the tank or jar, or float to the top, depending upon the density of the fertilizers. If the herbicide(s) is compatible with fluid fertilizer in the foregoing test without having to use a compatibility agent, fluid fertilizer may be used for the premixing. If it is not compatible without the compatibility agent, the herbicide(s) should be premixed with water before adding to the spray tank.

8.0 APPLICATION SYSTEMS

8.1 Ground Broadcast Treatment

Apply this product and the labeled tank mixtures in 10 or more gallons of solution per acre using broadcast boom equipment. The carrier may be either water or sprayable fluid fertilizer as specified for the crop to be treated in the "DIRECTIONS FOR USE" section of this label. Do not apply during periods of gusty winds, when winds are in excess of 15 miles per hour or when other conditions favoring drift exist.

8.2 Ground Band Treatment

Apply a broadcast equivalent rate and volume per acre. To determine these:

$$\frac{\text{Band width in inches}}{\text{Row width in inches}} \times \text{Broadcast RATE per acre} = \text{Band RATE per acre}$$

$$\frac{\text{Band width in inches}}{\text{Row width in inches}} \times \text{Broadcast VOLUME per acre} = \text{Band VOLUME per acre}$$

APPLICATION TIMING & METHODS 22

9.0 APPLICATION TIMING AND METHODS

The maximum total per crop season for this product is 4.4 quarts.

9.1 Early Preplant Surface Application

This product and some labeled tank mixtures of this product may be applied in no-till and other conservation tillage systems before weeds emerge and up to 45 days before planting field corn or silage corn. Split applications can be made 30 to 45 days prior to planting with 60 percent of the recommended broadcast rate applied initially and the remaining 40 percent applied at planting. Applications made less than 30 days prior to planting can be made either as a split or as a single application. If weeds are present at the time of application apply this product in tank mixture with an appropriate contact herbicide. Observe directions for use, precautions and restrictions or the label of the contact herbicide. During the planting operation, be careful not to move untreated soil to the surface or move treated soil out of the row as weed control may be reduced.

9.2 Preplant Incorporation Application

This product and many of the labeled tank mixtures may be mixed into the upper 1-inch of soil using shallow incorporation equipment any time within 14 days prior to planting. Apply the recommended treatment rate to the soil surface as a broadcast application. Either existing soil moisture or subsequent precipitation or irrigation is required to bring incorporated herbicide treatments into contact with germinating weed seedlings. Irrigation within 10 days following application may improve weed control. If weeds emerge after treatment rotary hoe or shallowly cultivate immediately to improve performance but only cultivate if rainfall or irrigation does not occur within 10 to 14 days after application.

25/98

9.3 Preemergence Surface Application

This product and all labeled tank mixtures may be applied to the soil surface after planting and prior to either crop or weed emergence. Apply within 5 days of last preplant tillage. If weeds emerge after treatment, or if treatment is applied more than 5 days after last preplant tillage, rotary hoe or shallowly cultivate immediately to improve performance. Precipitation or overhead sprinkler irrigation is required after application to move the herbicide treatment into the weed germination zone. The amount of precipitation or overhead sprinkler irrigation required depends on existing soil mixture, soil type and percent organic matter content, but 1/2 to 3/4 inch is normally adequate. Performance is improved when moisture is received within 7 days after application and prior to weed emergence. High intensity or excessive rainfall or excessive irrigation after application may reduce control.

9.4 Postemergence Surface Application

This product and certain tank mixtures may be applied postemergence until corn reaches 11 inches in height. Application must be made prior to weed seedling emergence or in a tank mixture that controls emerged weeds. Read and follow all restrictions and directions or tank mix product labels. Refer to the specific treatment intended in the "DIRECTIONS FOR USE" section of the label to determine if postemergence applications to corn are recommended and determine the proper weed and corn growth stage limitations. Precipitation or overhead sprinkler irrigation is required after application to move the herbicide treatment into the weed germination zone to control weeds that have not emerged. The amount of precipitation or irrigation required depends on existing soil moisture, soil type and percent organic matter content, but 1/2 to 3/4 inch is normally adequate. If weeds emerge after treatment, rotary hoe or shallowly cultivate to improve performance.

26/58

APPLICATION TIMING & METHODS 24

NOTE: Postemergence application of this product in liquid fertilizer carriers can result in crop injury. Some leaf burn may occur on corn. DO NOT apply if air temperatures are expected to reach 85 degrees F within 24 hours after application. Surfactants, crop oil or other additives are not recommended unless specified in the tank mix instructions. APPLY TO FIELD CORN ONLY.

9.5 Cultivation Information

Delay cultivation after application for as long as possible unless weeds or grasses emerge. Shallowly cultivate or rotary hoe immediately if weeds or grasses emerge. If cultivation is necessary because of soil crusting or compaction, set equipment shallow and minimize lateral soil movement to avoid dilution or displacement of the herbicide treatment. If a band application is used and weeds have emerged in the treated band, set cultivator to throw soil into the row covering the band.

10.0 WEEDS CONTROLLED

When applied as directed under conditions described, this product alone will CONTROL the following weeds.

10.1 Annual Grasses Controlled

- | | |
|--|---|
| Barnyardgrass
<i>Echinochloa crus-galli</i> | Oat, wild
<i>Avena fatua</i> |
| Crabgrass
<i>Digitaria ischaemum</i>
<i>Digitaria sanguinalis</i> | Panicum, browntop
<i>Panicum fasciculatum</i> |
| Cupgrass, woolly*
<i>Eriochloa villosa</i> | Panicum, fall
<i>Panicum dichotomiflorum</i> |
| Foxtail, giant
<i>Setaria faberi</i> | Rice, red
<i>Oryza sativa</i> |

27/58

Foxtail, green, robust
 purple, robust white
Setaria viridis

Foxtail, yellow
Setaria futescens

Goosegrass
Elysiine indica

Signalgrass, broadleaf
Brachiaria platyphylla

Sprangletop, red
Leptochloa filiformis

Wheat, volunteer
Triticum aestivum

Witchgrass
Panicum capillare

*Apply 4.4 quarts of this product per acre to control this weed
 Control of these weeds can be erratic especially under dry weather
 conditions. Control escaped weeds with cultivation or application
 of an appropriate EPA-registered postemergence herbicide.

10.2 Annual Broadleaves Controlled

Beggarweed, Florida
Desmodium tortuosum

Carpetweed
Meligo verticillata

Cocklebur*
Xanthium strumarium

Galinsoga
Galinsoga spp.

Groundcherry, annual
Physalis spp.

Groundcherry, cutleaf
Physalis angulata

Henbit
Lamium amplexicaule

Jimsonweed
Datura stramonium

Mustard
Brassica spp.

Nightshade, black
Solanum nigrum

Nightshade, hairy
Solanum sarachoides

Pigweed; Carelessweed
Amaranthus spp.

Purslane
Portulaca oleracea

Pusley, Florida
Richardia scabra

Ragweed, common
Ambrosia artemisiifolia

Sida, prickly; Teaweed
Sida spinosa

28/58

WEEDS CONTROLLED 26

- | | |
|---|---|
| Kochia**
<i>Kochia scoparia</i> | Smartweed
<i>Polygonum pensylvanicum</i>
<i>Polygonum persicaria</i> |
| Lambsquarters
<i>Chenopodium album</i> | Velvetleaf; Buttonweed*
<i>Abutilon theophrasti</i> |
| Morningglory, annual*
<i>Ipomoea purpurea</i> | Waterhemp
<i>Amaranthus tuberculatus</i> |

*Use the higher rate in the recommended rate range. Control of these weeds can be erratic especially under dry weather conditions. Control escaped weeds with cultivation or application of an appropriate EPA-registered postemergence herbicide.

**Triazine-resistant biotypes may require a post sequential application of a non-triazine herbicide for control.

SEDGE

- Nutsedge, yellow***
Cyperus esculentus

*Preplant incorporate for control

10.3 Annual Grasses Partially Controlled

When applied immediately after planting or within 5 days of last tillage this product at a rate of 3.6 to 4.4 quarts per acre on a broadcast basis will reduce competition from the following HARD-TO-CONTROL weeds

- | | |
|---|---|
| Johnsongrass, seedling
<i>Sorghum halepense</i> | Sandbur, field
<i>Cenchrus incertus</i> |
| Millet, proso
<i>Panicum miliaceum</i> | Shattercane; Wild cane
<i>Sorghum bicolor</i> |
| Panicum, Texas
<i>Panicum texanum</i> | |

29/58

10.4 Annual Broadleaves Partially Controlled

Ragweed, giant
Ambrosia trifida

Sunflower, common
Helianthus annuus

Sicklepod
Cassia obtusifolia

NOTE: For hard-to-control weeds additional amounts of Harness® herbicide and/or atrazine may be added to the recommended treatment rates for this product to provide improved control. For more consistent control of common cocklebur, annual morningglory or velvetleaf additional atrazine may be applied so that the total atrazine rate is at least 1.5 quarts per acre on medium-textured soil with less than 3 percent organic matter and 1.5 to 2 quarts on medium- and fine-textured soils with 3 percent or greater organic matter content. For more consistent control of woolly cupgrass additional Harness herbicide may be applied so that the total acetochlor rate is 3.0 pounds per acre. The following table shows the amounts of Harness herbicide and/or atrazine that can be added to specific treatment rates of this product.

The maximum atrazine broadcast application rates for corn:

- If no atrazine was applied prior to corn emergence, apply a maximum of 2 pounds active ingredient per acre broadcast. If a postemergence treatment is required following an earlier herbicide application, the total atrazine applied may not exceed 2.5 pounds active ingredient per acre per calendar year.
- 2.0 pounds active ingredient per acre as a single preemergence application on soils that are not highly erodible or on highly erodible soils (as defined by the Natural Resources Conservation Service) if at least 30 percent of the soil is covered with plant residues, or
- 1.6 pounds active ingredient per acre as a single preemergence application on highly erodible soils (as defined by the Natural Resources Conservation Service).

36/58

WEEDS CONTROLLED 28

Resources Conservation Service) if less than 30 percent of the surface is covered with plant residues, or 2.0 pounds active ingredient per acre if only applied postemergence.

Do not use more than 4.4 quarts of this product per acre per calendar year.

RECOMMENDED RATE	PRODUCT ADDITION (maximum rate)	
	DEGREE XTRA (quarts)	HARNESS (pints)
2.4	1.6	1.2
2.9	1.2	1.0
3.2	0.9	0.9

11.0 CONSERVATION OR MINIMUM TILLAGE SYSTEMS

NOTE: Each section of this label provides recommended treatment rates for this product and tank mixtures including this product. Applications, which are not consistent with recommendations in this label, may result in unsatisfactory weed control, injury to crops, persons or animals, or other unintended consequences. Refer to specific product labels for crop rotation restrictions and cautionary statements of all products used in these tank mixtures, including precautions on soil pH sensitive varieties, minimum recropping interval and rotational guidelines.

Use the higher rates in the recommended ranges in areas of heavy weed infestation or where otherwise specified. If emerged weeds exist at planting, the application of a contact herbicide or tillage is recommended when possible to eliminate existing weeds. Do not apply when conditions favor drift.

Detailed information regarding "APPLICATION SYSTEMS" and "APPLICATION TIMINGS AND METHODS" should be carefully reviewed in conjunction with the information in this section. If the

specific information in this section differs from the "GENERAL INFORMATION", the specific information should control

11.1 At-Planting Applications

The tank mix recommendations in the "CONVENTIONAL TILLAGE SYSTEMS" section of this label may also be followed when using "CONSERVATION OR MINIMUM TILLAGE SYSTEMS". Follow all label precautions, directions and restrictions of tank-mix partners.

When applied as directed under the conditions described, the recommended tank mixtures control many emerged annual weeds, suppress many emerged perennial weeds and give preemergence control of many annual grasses and broadleaf weeds when corn will be planted directly into a cover crop, established sod or in previous crop residues. These tank mixtures will not control regrowth from perennial weeds.

DO NOT APPLY BY AIR.

Refer to specific product labels for crop rotation restrictions and cautionary statements of all products used in these tank mixtures. For mixing instructions, see the "MIXING AND SPRAYING INSTRUCTIONS" section of this label.

Degree Xtra herbicide and tank mixtures with Princep* or Pursuit* can be tank mixed with a Roundup agricultural herbicide, Gramoxone MAX and/or 2,4-D. See detailed instructions for tank mixes with Princep or Pursuit in Section 12.

Apply the recommended tank mixtures with a Roundup agricultural herbicide or 2,4-D (amine or low volatile ester) in 10 to 20 gallons of water or 10 to 60 gallons of nitrogen solution per acre, or the tank mixtures with Gramoxone MAX in 20 to 60 gallons of water or clear liquid fertilizer per acre immediately before, during or after planting, but BEFORE CROP EMERGENCE. As density of stubble, crop residue or weeds increase, spray gallonage and rate should be increased within the recommended ranges to ensure complete coverage. In the

CONSERVATION TILLAGE 30

absence of emerged vegetation, delete the Roundup agricultural herbicide Gramoxone MAX or 2,4-D portion of these tank mixtures

11.2 Control or Suppression of Emerged Weeds

ATTENTION AVOID DRIFT—EXTREME CARE MUST BE USED WHEN APPLYING THESE TANK MIXTURES TO PREVENT INJURY TO DESIRABLE PLANTS AND CROPS. Do not allow spray mist to drift since even minute quantities of spray can cause severe damage or destruction to nearby crops, plants or other areas on which treatment is not intended. Do not apply when winds are gusty or in excess of 5 miles per hour or when other conditions, including lesser wind velocities, will allow drift to occur. When spraying, avoid combinations of pressure and nozzle type that will result in fine particles mist which are more likely to drift.

11.2.1 Roundup Agricultural Herbicides

Annual Weeds

Apply a Roundup agricultural herbicide in these tank mixtures at the proper rate for the weed per the label instructions.

Perennial Weeds

At normal application rates in minimum tillage systems, perennial weeds may not be at the proper stage of growth for control. Use of labeled rates of Roundup agricultural herbicides, in the above mixtures under these conditions provides top kill and reduces competition from many emerged perennial grasses and broadleaf weeds.

USE OF THIS MIXTURE FOR BERMUDAGRASS OR JOHNSONGRASS CONTROL IS NOT RECOMMENDED.

NOTE: When using these tank mixtures, do not exceed labeled maximum rates.

33/58

Ammonium Sulfate

The addition of ammonium sulfate in the spray solution may increase the performance of Roundup agricultural herbicide tank mixtures on emerged annual weeds under adverse growing conditions. When using ammonium sulfate, add 2 percent dry ammonium sulfate by weight or 17 pounds per 100 gallons of water. Ammonium sulfate should be added to the water in the spray tank and completely dissolved prior to adding the herbicide or surfactant. Do not mix ammonium sulfate in fluid fertilizer solutions. The equivalent rate of ammonium sulfate in a liquid formulation may also be used.

If ammonium sulfate is added directly to the spray tank, add slowly with agitation. Adding too quickly may clog outlet lines. Nozzle tip plugging may result from the use of low quality ammonium sulfate. To determine quality, perform a jar test by adding 1/3 cup of ammonium sulfate to 1 gallon of water and agitate for one minute. If undissolved sediment is observed, predissolve the ammonium sulfate in water and filter prior to adding to the spray tank.

Surfactants

Nonionic surfactants that are labeled for use with herbicides may be used with some Roundup agricultural herbicides, check specific label for restrictions. Do not reduce rates of Roundup agricultural herbicides when adding surfactant. Use 0.5 percent surfactant concentration (2 quarts per 100 gallons of spray solution) when using surfactants that contain at least 50 percent active ingredient or a 1 percent surfactant concentration (4 quarts per 100 gallons of spray solution) for those surfactants containing less than 50 percent active ingredient. Read and carefully observe surfactant cautionary statements and other information appearing on the surfactant label.

11.2.2 Gramoxone MAX

When used as directed, Gramoxone MAX is a labeled tank mixture controls many emerged annual weeds and suppresses many emerged perennial weeds.

34/58

CONSERVATION TILLAGE 32

Broadcast Treatment

Apply 1.3 to 2.7 pints of Gramoxone MAX per acre in these tank mixtures immediately before, during or after planting but BEFORE CROP EMERGENCE. Use 1.3 to 1.7 pints when weeds are 1 to 3 inches tall, 1.7 to 2.0 pints when weeds are 3 to 6 inches tall and 2.0 to 2.7 pints when weeds are 6 inches tall. This mixture may not control weeds taller than 6 inches. As density of stubble, crop residue or weeds increases, spray gallonage should be increased within the recommended range for complete coverage. Add a nonionic spreader surfactant (approved for use on crops) containing at least 75 percent surfactant active agent at 8 ounces per 100 gallons of diluted spray. REFER TO THE GRAMOXONE MAX LABEL FOR PRECAUTIONARY STATEMENTS.

11.2.3 2,4-D

When used as directed, 2,4-D in labeled tank mixtures controls many emerged annual and perennial broadleaf weeds. For emerged weeds controlled, see the "WEEDS CONTROLLED" section of the label for 2,4-D.

Broadcast Treatment

Apply 1 to 2 pints of 2,4-D (amine or low volatile ester) in the recommended tank mixtures. Applications should be made 7 to 14 days before planting or 3 to 5 days after planting but BEFORE CORN EMERGES. As density of stubble, crop residue or weeds increase, spray gallonage should be increased within the recommended range for complete coverage.

DO NOT use 2,4-D on light, sandy soils, or where soil moisture is inadequate for normal weed growth. Observe all precautions and limitations on the 2,4-D label booklet.

11.3 Early Preplant Application

If emerged weeds are present at the time of treatment, a Roundup agricultural herbicide, Gramoxone MAX or 2,4-D should be added.

35/58

to this product according to the directions for use on their respective product labels. If unsatisfactory weed control occurs (due to excessively dry or excessively wet conditions) following the earlier application, a postemergence application of an appropriate labeled grass and/or broadleaf weed herbicide may be used. If a postemergence treatment includes the herbicide used early preplant, do not exceed the labeled rate for corn on a given soil texture.

11.3.1 Degree Xtra

This product, when applied in a single application will provide pre-emergence control or reduced competition of the annual grasses and broadleaf weeds listed in the "WEEDS CONTROLLED" section of this label. If weeds are emerged at time of application, apply a labeled contact herbicide with this product. Observe the directions for use, precautions and restrictions on the label of the contact herbicide.

Approved Application Systems

Ground: Broadcast boom

Approved Application Methods

Single Application

Application of this product should be made less than 30 days before planting but prior to weed emergence.

NOTE: Applications on coarse soils should not be made more than two weeks prior to planting.

Application Rates

SOIL TEXTURAL GROUP	BROADCAST RATE PER ACRE
	DEGREE XTRA* (quarts)
Coarse	2.9
Medium	2.9 to 3.7
Fine	3.2 to 3.7

In areas of heavy weed infestation use up to 4.3 quarts per acre on medium- and fine-textured soils.

3/9/58

CONSERVATION TILLAGE 34

In order to provide broad-spectrum weed control, single applications of this product must be followed with a planned postemergence application of a labeled broadleaf and/or grass herbicide. Observe the directions for use, precautions and restrictions on the label of the postemergence herbicide before use of these products.

If emerged weeds exist at planting, the application of a contact herbicide or tillage is recommended when possible to eliminate existing weeds.

Sequential Application

Application of this product following Princep, should be utilized for the control of fall panicum, crabgrass or broadleaf signalgrass. Apply 1 to 1.25 quarts per acre of Princep prior to weed emergence and no more than 45 days prior to planting. At or immediately following planting, but before crop emergence, apply the recommended rate of this product.

Application Rates

SOIL TEXTURAL GROUP	BROADCAST RATE PER ACRE
	DEGREE XTRA* (quarts)
Coarse	2.9
Medium	2.9 to 3.7
Fine	3.2 to 3.7

*In areas of heavy weed infestation use up to 4.3 quarts per acre on medium- and fine-textured soils

When using the Princep* Caliber 90* formulation use equivalent rates. One quart of Princep 4L equals 1.1 pounds of Princep Caliber 90

NOTE: LAND TREATED WITH PRINCEP SHOULD NOT BE PLANTED TO ANY CROP OTHER THAN CORN FOR ONE YEAR FOLLOWING TREATMENT AS CROP INJURY MAY OCCUR. AFTER HARVEST OF TREATED CROP, PLOW AND THOROUGHLY TILL THE SOIL IN THE FALL OR SPRING TO MINIMIZE POSSIBLE INJURY TO SPRING SEEDING ROTATIONAL CROPS

37/58

12.0 CONVENTIONAL TILLAGE SYSTEMS

NOTE: Each section of this label provides recommended treatment rates for this product and tank mixtures including this product. Applications which are not consistent with recommendations in this label may result in unsatisfactory weed control, injury to crops, persons or animals, or other unintended consequences. Refer to specific product labels for crop rotation restrictions and cautionary statements of all products used in these tank mixtures, including precautions on soil pH sensitive varieties, minimum recropping interval and rotational guidelines.

Use the higher rates in the recommended ranges in areas of heavy weed infestation or where otherwise specified. If emerged weeds exist at planting, the application of a contact herbicide or tillage is recommended when possible to eliminate existing weeds. Do not apply when conditions favor drift.

Detailed information regarding "APPLICATION SYSTEMS" and "APPLICATION TIMING AND METHODS" should be carefully reviewed in conjunction with the information in this section. If the specific information in this section differs from the "GENERAL INFORMATION," the specific information should control.

12.1 Degree Xtra

Apply this product in water or sprayable fluid fertilizer solution for control of yellow nutsedge and the annual grasses and broadleaf weeds listed in the "WEEDS CONTROLLED" section of this label.

Approved Application Systems

Ground Broadcast boom, banded

Approved Application Methods

Preplant Incorporated, Preemergence Surface, Postemergence Surface

CONVENTIONAL TILLAGE 36**Application Rates**

SOIL TEXTURAL GROUP	BROADCAST RATE PER ACRE
	DEGREE XTRA* (quarts)
Coarse	2.9
Medium	2.9 to 3.7
Fine	3.2 to 3.7

*In areas of heavy weed infestation use up to 4.3 quarts per acre on medium- and fine-textured soils.

12.2 Degree Xtra Plus Roundup Agricultural Herbicides Postemergence on Roundup Ready® Corn and Roundup Ready Corn 2

This program may be used preemergence and postemergence to Roundup Ready Corn and Roundup Ready Corn 2 until the corn reaches 11 inches in height. Refer to the Roundup WeatherMAX or other Roundup agricultural herbicide labels for specific weeds controlled postemergence.

AVOID DRIFT. EXTREME CARE MUST BE USED WHEN APPLYING THIS PRODUCT TO PREVENT INJURY TO DESIRABLE PLANTS AND CROPS WHICH DO NOT CONTAIN THE ROUNDUP READY GENE.

Approved Application Systems

Ground: Broadcast boom

Approved Application Methods**Preemergence Surface****Sequential Program**

This product may be applied preemergence to Roundup Ready Corn or Roundup Ready Corn 2 at the Roundup Ready Rate of 2 quarts per acre in a planned preemergence followed by a Roundup agricultural herbicide postemergence sequential program.

Postemergence Surface

This product may be applied postemergence to Roundup Ready Corn or Roundup Ready Corn 2 from seedling emergence until the corn is 11 inches in height. The Roundup Ready Rate for this product is 2 quarts per acre. Labeled use rates for this tank-mix are defined in the table below. Use the higher rate on larger weeds and where heavy weed infestations exist. This tank-mix should be applied when weeds are 2 to 4 inches in height and before the weed height and/or density become competitive with the crop.

For difficult to control weeds such as fall panicum, barnyardgrass, crabgrass, shattercane, broadleaf signalgrass and Pennsylvania smartweed use the higher rate of Roundup WeatherMAX or equivalent rates of other Roundup agricultural herbicides.

For mixing instructions, see the "MIXING, SPRAYING AND HANDLING" section of this label.

Roundup Ready Rate - Degree Xtra at 2.0 quarts per acre

Application Rates (minimum and maximum range)

SOIL TEXTURAL GROUP	BROADCAST RATE PER ACRE	
	DEGREE XTRA (quarts)	ROUNDUP WEATHERMAX** (ounces)
Coarse	1.5 to 2.9	16 to 22
Medium	1.5 to 3.7	16 to 22
Fine	1.5 to 3.7	16 to 22

**May use up to 32 ounces per acre on Roundup Ready Corn 2

12.3 Degree Xtra Plus Accent®

Apply this tank mixture in water after crop emergence to provide preemergence and postemergence control of certain grass and broadleaf weeds. Refer to the Accent herbicide label for specific weeds controlled postemergence.

Approved Application Systems

Ground: Broadcast boom, banded

CONVENTIONAL TILLAGE 37

40/58

CONVENTIONAL TILLAGE 38

Approved Application Methods

Postemergence Surface

Apply this tank mixture after corn emergence up to 11 inches in height and until grasses are 3 inches in height. Applications made after weeds exceed 3 inches in height may not provide satisfactory control. Always add a nonionic surfactant at 0.25 percent w/v. This tank mixture will not control certain emerged broadleaf weeds. Addition of Banvel or Permit[®] herbicide will improve performance on broadleaf weeds. Refer to the Accent herbicide label for specific weeds controlled. Some leaf burn to corn may occur occasionally but subsequent growth or yield should not be affected.

Application Rates

SOIL TEXTURAL GROUP	BROADCAST RATE PER ACRE	
	DEGREE XTRA* (quarts)	ACCENT (ounces)
Coarse	2.9	1/2 to 2/3
Medium	2.9 to 3.7	1/2 to 2/3
Fine	3.2 to 3.7	1/2 to 2/3

*In areas of heavy weed infestation use up to 4.3 quarts per acre on medium- and fine-textured soils.

12.4 Degree Xtra Plus Balance™ PRO

For Use In Field Corn And Silage Corn.

Approved Application Systems

Ground Broadcast boom, banded

Approved Application Method

Preemergence Surface

Balance PRO is not registered in all states. Follow all restrictions and precautions on the Balance PRO label including planting depth, environmental precautions, and soil type restrictions.

Follow the Balance PRO Technical Bulletins, 24(c) labels and 2(ee)

recommendations for additional use rate restrictions based on soil textures and depth to ground water in various states.

Application Rates

SOIL TEXTURAL GROUP	BROADCAST RATE PER ACRE			
	Less than 3% organic matter		3% or more organic matter	
	DEGREE XTRA (quarts)	BALANCE + PRO (ounces)	DEGREE XTRA (quarts)	BALANCE + PRO (ounces)
Coarse *	2.25 to 2.9	1.00 to 1.88	2.25 to 2.9	1.0 to 1.88
Medium	2.25 to 3.7	1.00 to 2.50	2.25 to 3.7	1.5 to 3.00
Fine	2.50 to 3.7	1.50 to 2.75	2.50 to 3.7	2.0 to 3.50

*It is not recommended to use Balance PRO on coarse soils with less than 1.5 percent organic matter.

12.5 Degree Xtra Plus Banvel or Clarity®

For use on level- or flat-planted field corn on soils with more than 2 percent organic matter.

Apply in water or sprayable fluid fertilizer solutions for control of the annual grasses and broadleaf weeds listed in the "WEEDS CONTROLLED" section of this label.

Approved Application Systems

Ground Broadcast boom banded

Approved Application Methods

Preemergence Surface

Apply this tank mixture after planting, before crop and weeds emerge and within 5 days of last preplant tillage operation. Corn seeds must be planted 1-1/2 inches or deeper beneath the soil surface. Direct chemical contact with corn seed must be avoided since crop injury may result. Apply far enough behind planter equipment to avoid any incorporation by the planter wheel or other covering.

CONVENTIONAL TILLAGE 39

42/58

CONVENTIONAL TILLAGE 40

device. Do not apply if corn seeds are planted less than 1-1/2 inches beneath the soil surface.

Postemergence Surface

Apply this tank mixture before grasses have reached the 2-leaf stage and the corn is less than 8 inches in height. Applications made to grasses beyond the 2-leaf stage may not provide satisfactory control. Addition of Accent to this tank mixture will improve control of emerged grasses. Some leaf burn to corn may occur occasionally but subsequent growth or yield should not be affected. Postemergence surface applications using sprayable fluid fertilizer as the carrier are not recommended because severe crop injury may occur.

NOTE. PREVENT DRIFT TO SOYBEANS OR OTHER DESIRABLE PLANTS. Do not use on furrow-irrigated corn, or when corn is planted at the bottom of a furrow, utilizing lister, till or other similar planting methods. DO NOT incorporate after planting or corn emergence. If it is necessary to drag for leveling or rotary hoe to break soil crust, DO NOT disturb the soil more than 1/2 inch deep.

Application Rates

	BROADCAST RATE PER ACRE	
SOIL TEXTURE GROUP	DEGREE XTRA* (quarts)	BANVEL or CLARITY (pints)
Coarse**	2.9	1
Medium	2.5 to 3.7	1
Fine	3.2 to 3.7	1

*In areas of heavy weed infestation use up to 4.3 quarts per acre on medium- and fine-textured soils.

**On coarse-textured soils containing 2 percent or more organic matter, use Degree Xtra plus Banvel or Clarity only on sandy loam. Do not use on sand and loamy sand with less than 2 percent organic matter. Refer to the "USE RESTRICTIONS" section of this label for restrictions.

43/58

12.6 Degree Xtra Plus Callisto®

For Postemergence Surface Applications For Field Corn, Production Seed Corn And Silage Corn.

Approved Application Systems

Ground Broadcast boom, banded

Approved Application Methods

Postemergence Surface

Callisto is not registered in all states. Follow all restrictions and precautions on the Callisto label including planting depth, environmental precautions, and soil type restrictions.

Application Rates

Degree Xtra may be tank mixed with 3 ounces of Callisto for postemergence applications. Use the labeled rates of Degree Xtra that correspond to the soil texture and organic matter. Broadleaf weeds should not exceed 5 inches in height and corn must be sprayed before it exceeds 11 inches in height. Accent herbicide may be added for postemergence grass control. Follow the label for Accent rates and maximum grass sizes.

Add 2.5 percent (v/v) spray grade UAN (28%N) or AMS (8.5 pounds per 100 gallons spray solution). DO NOT use Methylated Soybean Oil (MSO). DO NOT make post applications using sprayable fluid fertilizer as the carrier because severe crop injury may occur.

12.7 Degree Xtra Plus Hornet® WDG

For Use Only On Field Corn.

Apply in water or sprayable fluid fertilizer solutions for control of the annual grasses and broadleaf weeds listed in the "WEEDS CONTROLLED" section of this label.

Approved Application Systems

Ground Broadcast boom banded

Approved Application Methods

CONVENTIONAL TILLAGE

44/58

CONVENTIONAL TILLAGE 42

Preplant Surface, Preplant Incorporated

For minimum-tillage or no tillage systems this tank mix may be applied up to 30 days before planting. If weeds are present at the time of treatment, apply in a tank mixture combination with an appropriate contact herbicide. Observe all directions for use, precautions and restrictions on the label of the contact herbicide. During the planting operation, be careful not to move untreated soil to the surface or move treated soil out of the row, as weed control may be reduced.

Preemergence Surface

Apply this tank mixture after planting, before crop and weeds emerge and within 5 days of last preplant tillage operation. Adequate soil moisture is required for optimum herbicidal activity. Precipitation or overhead sprinkler irrigation is required after application to move the herbicide treatment into the weed germination zone. The amount of precipitation or overhead sprinkler irrigation required depends on existing soil moisture, soil type and percent organic matter content, but 1/2 to 3/4 inch is normally adequate. If adequate soil moisture is not received within 7 to 10 days after a surface applied treatment, a shallow cultivation is recommended to control established weeds and move the herbicide into the weed germination zone.

NOTE: For all soil applications of this tank mixture, corn seeds must be planted 1-1/2 inches or deeper beneath the soil surface.

DO NOT use this tank mixture when Counter™ (terbufos) or Thimet™ (phorate) insecticides are to be applied due to the risk of severe crop injury.

Postemergence Surface

Apply this tank mixture before grasses have reached the 2-leaf stage and the corn is less than 11 inches in height. Applications made to grasses beyond the 2-leaf stage may not provide satisfactory control. Some leaf burn to corn may occur occasionally but subsequent growth or yield should not be affected. Include a nonionic surfactant at 0.25 percent v/v (1 quart per 100 gallons) or crop oil concentrate

45/58

at 1 percent v/v for all postemergence applications DO NOT make postemergence surface tank mixture applications using sprayable fluid fertilizer as the total carrier because severe crop injury may occur.

NOTE: Avoid all direct or indirect contact with non-target plants. Spray drift of this tank mixture to emerged soybeans or soil to which soybeans will be planted during the same growing season may cause soybean injury.

NOTE: OBSERVE ALL PRECAUTIONS AND LIMITATIONS OF THE DEGREE XTRA HERBICIDE AND HORNET WDG LABELS BEFORE USE OF THIS TANK MIXTURE, INCLUDING PRECAUTIONS ON SOIL RESTRICTIONS, SOIL INSECTICIDES, ROTATIONAL RESTRICTIONS, AND SPRAYER CLEANUP

Application Rates

SOIL TEXTURAL GROUP	BROADCAST RATE PER ACRE	
	DEGREE XTRA* (quarts)	HORNET WDG** (ounces)
Coarse	2.9	3.0
Medium	2.9 to 3.7	3.0 to 4.0
Fine	3.2 to 3.7	3.0 to 4.0

* In areas of heavy weed infestation use up to 4.3 quarts per acre on medium- and fine-textured soils

** Hornet may be substituted for Hornet WDG at 80 percent of the rates above

12.8 Degree Xtra Plus Marksman®

For use on level- or flat-planted field corn on soils with more than 2 percent organic matter.

Apply in water or sprayable fluid fertilizer solutions for control of the annual grasses and broadleaf weeds listed for Degree Xtra herbicide plus atrazine in the "WEEDS CONTROLLED" section of this label.

Approved Application Systems

46/58

CONVENTIONAL TILLAGE 44

Ground: Broadcast boom, banded

Approved Application Methods

Preemergence Surface

Apply this tank mixture after planting, before crop and weeds emerge and within 5 days of last preplant tillage operation. Corn seeds must be planted 1-1/2 inches or deeper beneath the soil surface. Direct chemical contact with corn seed must be avoided since crop injury may result. Apply far enough behind planter equipment to avoid any incorporation by the planter wheel or other covering device. Do not apply if corn seeds are planted less than 1-1/2 inches beneath the soil surface.

Postemergence Surface

Apply this tank mixture before grasses reach the 2-leaf stage and the corn is less than 8 inches in height. Applications made beyond the 2-leaf stage will not provide satisfactory grass control. Some leaf burn to corn may occur occasionally but subsequent growth or yield should not be affected. Postemergence surface applications using sprayable fluid fertilizer as the carrier are not recommended because severe crop injury may occur.

NOTE: PREVENT DRIFT TO SOYBEANS OR OTHER DESIRABLE PLANTS. Do not use on furrow irrigated corn, or when corn is planted at the bottom of a furrow, utilizing lister, till or other similar planting methods. DO NOT incorporate after planting or corn emergence. If it is necessary to drag for leveling or rotary hoe to break soil crust, DO NOT disturb the soil more than 1/2 inch deep.

Application Rates

SOIL TEXTURAL GROUP	BROADCAST RATE PER ACRE	
	DEGREE XTRA* (quarts)	MARKSMAN (pints)
Coarse*	2.9	3.5
Medium	2.9 to 3.3	3.5
Fine	3.2 to 3.3	3.5

47/58

*On coarse-textured soils containing 2 percent or more organic matter use Degree Xtra plus Marksman only on sandy loam. Do not use on sand and loamy sand with less than 2 percent organic matter.

12.9 Degree Xtra Plus Permit

Apply this tank mixture in water after crop emergence to provide pre-emergence and postemergence control of certain grass and broad-leaf weeds. Refer to the Permit herbicide label for specific weeds controlled postemergence.

Approved Application Systems

Ground Broadcast boom, banded

Approved Application Methods

Postemergence Surface

Apply this tank mixture after corn emergence up to 11 inches in height and before grass weeds reach the 2-leaf stage. Applications made to grasses beyond the 2-leaf stage may not provide satisfactory control. Some leaf burn to corn may occur occasionally but subsequent growth of the crop should not be affected. DO NOT make postemergence surface applications using sprayable fluid fertilizer as the carrier because severe crop injury may occur.

Application Rates

SOIL TEXTURE (GR %)	BROADCAST RATE PER ACRE	
	DEGREE XTRA* (quarts)	PERMIT (ounces)
Clayey	2.9	2.3
Medium	2.9 to 3.7	2.3
Fine	3.2 to 3.7	2.3

*In areas of heavy weed infestation use up to 4.5 quarts per acre on medium and fine textured soils.

48/58

CONVENTIONAL TILLAGE 46

12.10 Degree Xtra Plus Princep

Apply this tank mixture in water or sprayable fluid fertilizer solutions for control of yellow nutsedge and the annual grasses and broadleaf weeds listed in the "WEEDS CONTROLLED" section of this label

Approved Application Systems

Ground Broadcast boom; banded

Approved Application Methods

Preplant Incorporated, Preemergence Surface

NOTE: LAND TREATED WITH PRINCEP SHOULD NOT BE PLANTED TO ANY CROP OTHER THAN CORN FOR ONE YEAR FOLLOWING TREATMENT AS CROP INJURY MAY OCCUR AFTER HARVEST OF TREATED CROP. PLOW AND THOROUGHLY TILL THE SOIL IN THE FALL OR SPRING TO MINIMIZE POSSIBLE INJURY TO SPRING SEEDED ROTATIONAL CROPS.

Application Rates

SOIL TEXTURAL GROUP	BROADCAST RATE PER ACRE	
	DEGREE XTRA* (quarts)	PRINCEP 4L** (quarts)
Coarse	2.9	0.8 to 1.0
Medium	2.9 to 3.7	0.8 to 1.5
Fine	3.2 to 3.7	0.8 to 1.5

*in areas of heavy weed infestation use up to 4.3 quarts per acre on medium- and fine-textured soils

**Use rates listed in this label when using Princep 4L. Use equivalent rates when using the Princep Caliber 90 formulation. One quart of Princep 4L equals 1.1 pounds of Princep Caliber 90

49/58

12.11 Degree Xtra Plus Prowl®

Apply this tank mixture in water or sprayable fluid fertilizer solutions for control of yellow nutsedge and the annual grasses and broadleaf weeds listed in the "WEEDS CONTROLLED" section of this label for Degree Xtra herbicide.

Approved Application Systems

Ground Broadcast boom, banded

Approved Application Methods

Preemergence Surface

Apply this tank mixture after planting, before crop and weed emergence and within 5 days after last preplant tillage operation. DO NOT preplant incorporate this tank mixture as serious crop injury can result.

Application Rates

SOIL TEXTURAL GROUP	BROADCAST RATE PER ACRE	
	DEGREE XTRA* (quarts)	PROWL** (pints)
Coarse	2.9	1.0
Medium	2.9 to 3.7	1.0 to 2.0
Fine	3.2 to 3.7	1.0 to 2.0

*In areas of heavy weed infestation use up to 4.3 quarts per acre on medium- and fine-textured soils.

** Use rates listed in this label when using Prowl. Use equivalent rates when using Prowl 3.3 EC. One quart of Prowl equals 1.2 quarts of Prowl 3.3 EC.

12.12 Degree Xtra Plus Pursuit

Apply this tank mixture in water after crop emergence to provide preemergence and postemergence control of certain grass and broadleaf weeds. Refer to the Pursuit herbicide label for specific controlled postemergence.

50/98

CONVENTIONAL TILLAGE 48

Approved Application Systems

Ground: Broadcast boom; banded

Approved Application Methods

Preplant Incorporated, Preemergence Surface, Postemergence Surface

Postemergence Surface

Apply this tank mixture before weeds reach 3 inches in height and the corn is no more than 11 inches in height. Applications made after weeds are beyond 3 inches in height may not provide satisfactory control. Some leaf burn to corn may occur occasionally but subsequent growth or yield should not be affected. DO NOT make postemergence surface applications using sprayable fluid fertilizer as the carrier because severe crop injury may occur.

NOTE: THIS TANK MIXTURE IS FOR USE ONLY ON SELECTED FIELD CORN HYBRIDS (IMI-CORN) WARRANTED BY THE SEED COMPANY TO POSSESS RESISTANCE/TOLERANCE TO DIRECT APPLICATION OF PURSUIT (FOR EXAMPLE: PIONEER® IR HYBRIDS). DO NOT APPLY PURSUIT TO CORN HYBRIDS WHICH LACK GENETIC RESISTANCE/TOLERANCE TO PURSUIT HERBICIDE. OBSERVE ALL PRECAUTIONS AND LIMITATIONS ON THE DEGREE XTRA HERBICIDE AND PURSUIT LABELS BEFORE USE OF THIS TANK MIXTURE INCLUDING PRECAUTIONS ON MINIMUM RECROPPING INTERVAL AND ROTATIONAL GUIDELINES

Application Rates

SOIL TEXTURAL GROUP	BROADCAST RATE PER ACRE	
	DEGREE XTRA* (quarts)	PURSUIT (ounces)
Coarse	2.9	4.0
Medium	2.9 to 3.7	4.0
Fine	3.2 to 3.7	4.0

* In areas of heavy weed infestation use up to 4.3 quarts per acre on medium- and fine-textured soils

5/58

36038D7_153 Bk new template.qxd 10/12/2005 12:47

12.13 Degree Xtra Plus Python® WDG

For Use Only On Field Corn.

Apply in water or sprayable fluid fertilizer solutions for control of the annual grasses and broadleaf weeds listed in the "WEEDS CONTROLLED" section of this label.

Approved Application Systems

Ground Broadcast boom, banded

Approved Application Methods

Preplant Surface Applied

For minimum-tillage or no tillage systems this tank mix may be applied up to 30 days before planting. If weeds are present at the time of treatment, apply in a tank mixture combination with an appropriate contact herbicide. Observe directions for use, precautions and restrictions on the label of the contact herbicide. During the planting operation, be careful not to move untreated soil to the surface or move treated soil out of the row, as weed control may be reduced.

Preemergence Surface

Apply this tank mixture after planting, before crop and weeds emerge and within 5 days of last preplant tillage operation. Adequate soil moisture is required for optimum herbicidal activity. Precipitation or overhead sprinkler irrigation is required after application to move the herbicide treatment into the weed germination zone. The amount of precipitation or overhead sprinkler irrigation required depends on existing soil moisture, soil type and percent organic matter content, but 1/2 to 3/4 inch is normally adequate. If adequate soil moisture is not received within 7 to 10 days after a surface applied treatment, a shallow cultivation is recommended to control established weeds and move the herbicide into the weed germination zone.

NOTE: For all applications of this tank mixture, corn seeds must be planted 1-1/2 inches or deeper beneath the soil surface.

CONVENTIONAL TILLAGE

49

52/58

CONVENTIONAL TILLAGE 50

DO NOT use this tank mixture when Counter (terbufos) or Thimet (phorate) insecticides are to be applied due to the risk of severe crop injury.
NOTE. Avoid all direct or indirect contact with non-target plants. Spray drift of this tank mixture to emerged soybeans or soil to which soybeans will be planted during the same growing season may cause soybean injury.

NOTE OBSERVE ALL PRECAUTIONS AND LIMITATIONS OF THE DEGREE XTRA HERBICIDE AND PYTHON LABELS BEFORE USE OF THIS TANK MIXTURE, INCLUDING PRECAUTIONS ON SOIL RESTRICTIONS, SOIL INSECTICIDES, ROTATIONAL RESTRICTIONS, AND SPRAYER CLEANUP.

Application Rates

SOIL TEXTURE GROUP	BROADCAST RATE PER ACRE	
	DEGREE XTRA* (quarts)	PYTHON WDG** (ounces)
Coarse	2.9	0.8
Medium	2.9 to 3.7	0.8 to 1.0
Fine	3.2 to 3.7	0.8 to 1.0

*In areas of heavy weed infestation use up to 4.3 quarts per acre on medium- and fine-textured soils.

**Refer to the "USE RESTRICTIONS" and "GENERAL INFORMATION" sections of this label and PYTHON WDG label for restrictions.

13.0 LIMIT OF WARRANTY AND LIABILITY

The Company warrants that this product conforms to the chemical description on the label and is reasonably fit for the purposes set forth in the Complete Directions for Use label booklet ("Directions") when used in accordance with those Directions under the conditions described therein. NO OTHER EXPRESS WARRANTY OR IMPLIED WARRANTY OF FITNESS FOR PARTICULAR PURPOSE OR

53/58

MERCHANTABILITY IS MADE. This warranty is also subject to the conditions and limitations stated herein.

Buyer and all users shall promptly notify this Company of any claims whether based in contract, negligence, strict liability other tort or otherwise

Buyer and all users are responsible for all loss or damage from use or handling which results from conditions beyond the control of this Company, including, but not limited to, incompatibility with products other than those set forth in the Directions, unusual weather, weather conditions which are outside the range considered normal at the application site and for the time period when the product is applied as well as weather conditions which are outside the application ranges set forth in the Directions, application in any manner not explicitly set forth in the Directions, moisture conditions outside the moisture range specified in the Directions, or the presence of products other than those set forth in the Directions in or on the soil, crop or treated vegetation.

This Company does not warrant any product reformulated or repackaged from this product except in accordance with this Company's stewardship requirements and with express written permission from this Company

THE EXCLUSIVE REMEDY OF THE USER OR BUYER, AND THE LIMIT OF THE LIABILITY OF THIS COMPANY OR ANY OTHER SELLER FOR ANY AND ALL LOSSES, INJURIES OR DAMAGES RESULTING FROM THE USE OR HANDLING OF THIS PRODUCT (INCLUDING CLAIMS BASED IN CONTRACT, NEGLIGENCE, STRICT LIABILITY OTHER TORT OR OTHERWISE) SHALL BE THE PURCHASE PRICE PAID BY THE USER OR BUYER FOR THE QUANTITY OF THIS PRODUCT INVOLVED, OR AT THE ELECTION OF THIS COMPANY OR ANY OTHER SELLER, THE REPLACEMENT OF SUCH QUANTITY OR, IF NOT ACQUIRED BY PURCHASE REPLACEMENT OF SUCH QUANTITY. IN NO EVENT SHALL THIS COMPANY OR ANY OTHER SELLER BE LIABLE FOR ANY INCIDENTAL CONSEQUENTIAL OR SPECIAL DAMAGES

LIMIT OF WARRANTY 51

54/58

LIMIT OF WARRANTY 52

Buyer and all users are deemed to have accepted the terms of this LIMIT OF WARRANTY AND LIABILITY which may not be varied by any verbal or written agreement.

Degree Xtra, Harness, Roundup, Roundup Ready and Roundup WeatherMAX are trademarks of Monsanto Technology LLC.

Permit is a registered trademark of, and used under license from, Nissan Chemical Industries, Ltd.

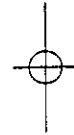
All other trademarks are the property of their respective owners.

55/58

| 36038D7_153 Bk new template..qxd 10/12/2005 | 12:47



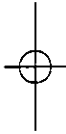
This page left blank intentionally.



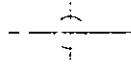
56/58

36038D7_153 Bk new template.qxd 10/12/2005 12:47

54



This page left blank intentionally



57/ 58

| 36038D7_153 Bk new template..qxd 10/12/2005 | 12:47



This page left blank intentionally



58/58

36038D7_153 Bk new template..qxd 10/12/2005 12:47

EPA Reg No 524-511

36038D7-1/53

In case of an emergency involving this product,
Call Collect day or night, (314) 694-4000

© 2005 MONSANTO COMPANY
ST LOUIS, MISSOURI USA 63167