

PM 25


524-485

1/49

Supplemental Labeling

Read the entire label for HARNESS® XTRA 5.6L herbicide before proceeding with the use directions contained in this supplemental labeling. Follow all application directions, restrictions and precautions on the EPA registered label.

"Label" as used in this supplemental labeling refers to the label booklet for HARNESS XTRA 5.6L and this supplement.



EPA Reg. No. 524-485

POSTEMERGENCE SURFACE APPLICATIONS FOR FIELD CORN, PRODUCTION SEED CORN, SILAGE CORN AND POPCORN

RESTRICTED USE PESTICIDE

Keep out of reach of children

CAUTION!

In case of emergency involving this product, Call Collect, day or night, (314)694-4000

It is a violation of Federal law to use this product in any manner inconsistent with its labeling. This label must be in possession of the user at the time of application.

When used according to label directions, this product and certain tank-mixtures may be applied after crop emergence to control or reduce competition from weeds listed in the "WEEDS CONTROLLED" section of the label.

Read all other product labels referred to in this supplemental label and follow all precautions and restrictions.

Postemergence surface applications should be made in water carrier only. **DO NOT** make postemergence surface applications using sprayable fluid fertilizer as the carrier because severe crop injury may occur.

Precipitation or overhead sprinkler irrigation is required after application to move the herbicide treatment into the weed germination zone to control unemerged weeds. The amount of precipitation or irrigation required depends on existing soil moisture, soil type, and percent organic matter content, but 1/4 to 3/4 inch is normally adequate. If

weeds emerge after treatment, rotary hoe or shallowly cultivate immediately to improve performance.

Postemergence Surface Application Use Rates

HARNESS® XTRA 5.6L

HARNESS XTRA 5.6L plus ACCENT™

HARNESS XTRA 5.6L plus BANVEL™ or CLARITY™

HARNESS XTRA 5.6L plus MARKSMAN™

HARNESS XTRA 5.6L plus PERMIT®

HARNESS XTRA 5.6L plus PURSUIT™

HARNESS® XTRA 5.6L

Apply this product before weeds reach the 2-leaf stage and the corn is no more than 11 inches in height. Applications made to weeds beyond the 2-leaf stage may not provide satisfactory control. Some leaf burn to corn may occur occasionally but subsequent growth or yield should not be affected.

BROADCAST RATE PER ACRE (QUARTS)

**SOIL
TEXTURAL
GROUP**

**Less than 3%
organic matter**

**3% or more
organic matter**

**Coarse
Medium
Fine**

**1.4
1.7 to 2.4
2.3 to 2.6**

**1.7
2.3 to 2.6
2.3 to 3.0**

HARNESS XTRA 5.6L plus ACCENT

Apply this tank-mixture after corn emergence up to 11 inches in height and until grasses are 3 inches in height. Applications made after grasses exceed 3 inches in height may not provide satisfactory control. Always add a nonionic surfactant at 0.25% v/v. Refer to the Accent herbicide label for specific weeds controlled postemergence. Some leaf burn to corn may occur occasionally but subsequent growth or yield should not be affected.

3/49

Application Rates

BROADCAST RATE PER ACRE				
SOIL TEXTURAL GROUP*	Less than 3% organic matter		3% or more organic matter	
	Harness Xtra 5.6L + ACCENT (QUARTS)	ACCENT (OUNCES)	Harness Xtra 5.6L + ACCENT (QUARTS)	ACCENT (OUNCES)
Coarse	1.4	1/2 to 2/3	1.7	1/2 to 2/3
Medium	1.7 to 2.3	1/2 to 2/3	2.3	1/2 to 2/3
Fine	2.3	1/2 to 2/3	2.3 to 3.0	1/2 to 2/3

HARNESS XTRA 5.6L plus BANVEL or CLARITY

Apply this tank-mixture before grasses reach the 2-leaf stage and the corn is no more than 8 inches in height. Applications made to grasses beyond the 2-leaf stage may not provide satisfactory control. Some leaf burn to corn may occur occasionally but subsequent growth or yield should not be affected.

Application Rates

BROADCAST RATE PER ACRE				
SOIL TEXTURAL GROUP	2 to 3% organic matter		3% or more organic matter	
	Harness Xtra 5.6L + BANVEL (QUARTS)	BANVEL (PINTS)	Harness Xtra 5.6L + BANVEL (QUARTS)	BANVEL (PINTS)
Coarse	1.4	1.0	1.7	1.0
Medium	1.7 to 2.3	1.0	2.3	1.0
Fine	2.3	1.0	2.3 to 3.0	1.0

4/99

HARNESS XTRA 5.6L plus MARKSMAN

Apply this tank-mixture before grasses reach the 2-leaf stage and the corn is no more than 8 inches in height. Applications made to grasses beyond the 2-leaf stage may not provide satisfactory control. Some leaf burn to corn may occur occasionally but subsequent growth or yield should not be affected.

Application Rates

BROADCAST RATE PER ACRE				
SOIL TEXTURAL GROUP	2 to 3% organic matter		3% or more organic matter	
	Harness Xtra 5.6L + MARKSMAN (QUARTS)	Harness Xtra 5.6L + MARKSMAN (PINTS)	Harness Xtra 5.6L + MARKSMAN (QUARTS)	Harness Xtra 5.6L + MARKSMAN (PINTS)
Coarse	1.4	2.5 to 3.5	1.7	2.5 to 3.5
Medium	1.7 to 2.3	2.5 to 3.5	2.3	2.5 to 3.5
Fine	2.3	2.5 to 3.5	2.3	2.5 to 3.5

HARNESS XTRA 5.6L plus PERMIT®

Apply this tank-mixture after corn emergence up to 11 inches in height and before grasses reach the 2-leaf stage. Applications made to grasses beyond the 2-leaf stage may not provide satisfactory control. Some leaf burn to corn may occur occasionally but subsequent growth or yield should not be affected.

5/40

Application Rates

BROADCAST RATE PER ACRE **				
SOIL TEXTURAL GROUP*	Less than 3% organic matter		3% or more organic matter	
	Harness Xtra 5.6L + PERMIT (QUARTS)	(OUNCES)	Harness Xtra 5.6L + PERMIT (QUARTS)	(OUNCES)
Coarse	1.4	2/3	1.7	2/3
Medium	1.7 to 2.3	2/3	2.3	2/3
Fine	2.3	2/3	2.3 to 3.0	2/3

HARNESS XTRA 5.6L plus PURSUIT

USE ONLY ON PURSUIT RESISTANT (IR) OR TOLERANT (IT) VARIETIES. Apply this tank-mixture before weeds reach 3 inches in height and the corn is no more than 11 inches in height. Applications made when weeds are beyond 3 inches in height may not provide satisfactory control. Contour™ or Resolve™ herbicide may be substituted for Pursuit in this tank-mixture. Refer to these product labels for recommended use rates. Some leaf burn to corn may occur occasionally but subsequent growth or yield should not be affected.

6/99

Application Rates

BROADCAST RATE PER ACRE

SOIL TEXTURAL GROUP*	Less than 3% organic matter		3% or more organic matter	
	Harness Xtra 5.6L + PURSUIT (QUARTS)	(OUNCES)	Harness Xtra 5.6L + PURSUIT (QUARTS)	(OUNCES)
Coarse**	1.4	4	1.7	4
Medium	1.7 to 2.3	4	2.3	4
Fine	2.3	4	2.3 to 3.0	4

Read the "Limit of Warranty and Liability" in the label booklet for Harness herbicide before using. These terms apply to this supplemental labeling and if these terms are not acceptable, return the product unopened at once.

- *Harness is a registered trademark of Monsanto Company
- *Permit is a registered trademark of, and used under license from, Nissan Chemical Industries, Ltd.
- ™Accent is a trademark of E.I. duPont de Nemours and Company.
- ™Banvel is a trademark of Sandoz, Inc.
- ™Clarity is a trademark of Sandoz, Inc.
- ™Contour is a trademark of American Cyanamid Company.
- ™Marksman is a trademark of Sandoz, Inc.
- ™Pursuit is a trademark of American Cyanamid Company.
- ™Resolve is a trademark of American Cyanamid Company.

Monsanto Company
800 North Lindbergh Boulevard
St. Louis, Missouri 63167

©Monsanto Company 1996

7/89

RESTRICTED USE PESTICIDE

due to ground and surface water concerns and oncogenicity concerns. Users must read and follow all precautionary statements and instructions for use in order to minimize potential for atrazine to reach ground and surface water. For retail sale to and use only by Certified Applicators, or persons under their direct supervision and only for those uses covered by the Certified Applicator's certification.

HARNESS XTRA® 5.6L

HERBICIDE
BY MONSANTO

Preemergence herbicide for weed control in Field Corn, Production Seed Corn, Silage Corn and Popcorn.

In case of an emergency involving this product or for user safety information on this product, Call Collect, day or night (314) 694-4000.

Complete Directions for Use

®Registered trademark of Monsanto Company

Harness® Xtra 5.6L is referred to throughout these instructions as "Harness Xtra".

EPA Reg. No. 524-485

1996-1

Read each of these sections of this label for essential product performance information.

PRECAUTIONARY STATEMENTS

GENERAL INFORMATION

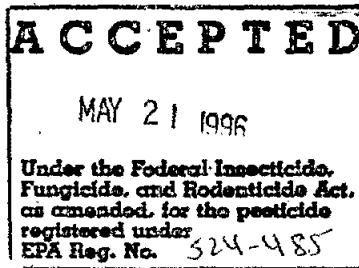
USE RESTRICTIONS

MIXING, SPRAYING, AND
HANDLING INSTRUCTIONS

APPLICATION INFORMATION

CULTIVATION INFORMATION

WEED CONTROL WITH HARNESS XTRA



9/49

APPENDIX

APPLICATION INFORMATION

BAND TREATMENT
GROUND BROADCAST TREATMENT
APPLICATION WITH
 DRY BULK FERTILIZER
APPLICATION TIMING AND METHODS

DIRECTIONS FOR USE

CORN, PRODUCTION SEED CORN, FIELD CORN, SILAGE CORN AND POPCORN
HARNESS XTRA
HARNESS XTRA + Accent
HARNESS XTRA + Banvel or Clarity
HARNESS XTRA + Bladex
HARNESS XTRA + Extrazine II
HARNESS XTRA + Marksman
HARNESS XTRA + Permit
HARNESS XTRA + Prowl
HARNESS XTRA + Pursuit

CONSERVATION OR MINIMUM TILLAGE SYSTEMS

At-Planting Applications
 HARNESS XTRA
 HARNESS XTRA + Bladex
 HARNESS XTRA + Extrazine II

Early-Preplant Applications
 HARNESS XTRA

DISPOSAL

FLUID FERTILIZER COMPATIBILITY TEST

GENERAL INFORMATION

INGREDIENTS


LIMIT OF WARRANTY AND LIABILITY

MIXING, SPRAYING, AND HANDLING
INSTRUCTIONS

PRECAUTIONARY STATEMENTS

SOIL TEXTURE

WEEDS CONTROLLED WITH HARNESS XTRA



10/49

PRECAUTIONARY STATEMENTS

Hazards to Humans and Domestic Animals

Keep out of reach of children.

CAUTION!

HARMFUL IF SWALLOWED OR INHALED.
CAUSES EYE IRRITATION.
MAY CAUSE ALLERGIC SKIN REACTION.

Avoid contact with skin, eyes, or clothing.
Avoid breathing vapor or spray mist. Prolonged or frequently repeated skin contact may cause allergic reactions in some individuals. Wash thoroughly with soap and water after handling. Remove contaminated clothing and wash before reuse.

FIRST AID: IF IN EYES, hold eyelids open and flush with a steady, gentle stream of water for 15 minutes. Get medical attention.

IF ON SKIN, immediately flush with plenty of water while removing contaminated clothing. As soon as soap is available, wash skin thoroughly with soap and water. Wash clothing before reuse. Sensitized persons should avoid further contact and reuse of contaminated clothing. Get medical attention.

IF SWALLOWED, call a physician or poison control center. Drink one or two glasses of water and induce vomiting by touching back of throat with finger. Do not induce vomiting or give anything by mouth to an unconscious person.

IF INHALED, remove victim to fresh air. If not breathing give artificial respiration, preferably mouth to mouth. Get medical attention.

Personal Protective Equipment

Applicators and other handlers must wear: long-sleeved shirt and long pants, waterproof gloves, and shoes plus socks.

Follow manufacturer's instructions for cleaning/maintaining PPE. If no such instructions for washables, use detergent and hot water. Keep and wash PPE separately from other laundry.

When handlers use closed systems, enclosed cabs, or aircraft in a manner that meets the requirements listed in the Worker Protection Standard (WPS) for agricultural pesticides [40 CFR 170.240(d)(4-6)], the handler PPE requirements may be reduced or modified as specified in the WPS.

User Safety Recommendations:

User should:

11/99

Wash hands before eating, drinking, chewing gum, using tobacco, or using the toilet.

Remove clothing immediately if pesticide gets inside. Then wash thoroughly and put on clean clothing.

Remove PPE immediately after handling this product. Wash the outside of gloves before removing. As soon as possible, wash thoroughly and change into clean clothing.

In case of an emergency involving this product, Call Collect, day or night, (314) 694-4000.

Environmental Hazards

Atrazine has been identified in limited ground water sampling and there is the possibility that it can leach through the soil to ground water, especially where soils are coarse and ground water is near the surface. Users are advised not to apply this product to sand and loamy sand soils where the water table (ground water) is near the surface and where these soils are permeable (well drained).

Ground water contamination may be reduced by diking and flooring of permanent liquid bulk storage sites with an impermeable material.

This product is toxic to fish and aquatic invertebrates. Do not apply directly to water, or to areas where surface water is present or to intertidal areas below the mean high water mark. Runoff and drift from treated areas may be hazardous to aquatic organisms in neighboring areas. Do not contaminate water when disposing of equipment washwaters.

This chemical demonstrates the properties and characteristics associated with chemicals detected in groundwater. The use of this chemical in areas where soils are permeable, particularly where the groundwater is shallow, may result in groundwater contamination.

Acetochlor has properties that may result in surface water contamination via dissolved runoff and runoff erosion. Practices should be followed to minimize the potential for dissolved runoff and/or runoff erosion.

ACTIVE INGREDIENTS:*

Acetochlor, [2-chloro-N-ethoxymethyl-N-(2-ethyl-6-methylphenyl)acetamide]	33.48
Atrazine, [2-chloro-4-(ethylamino)-6-(isopropylamino)s-triazine] and related triazines	26.9%
INERT INGREDIENTS	39.7%
	100.6%

*Contains 372 grams/litre or 3.1 pounds/gallon of acetochlor and 300 grams/liter or 2.5 pounds/gallon of atrazine and related compounds.

U.S. Pat. No. 4,256,481. Other patents pending. No license is granted under any non-U.S. patents.

12/99

DIRECTIONS FOR USE

It is a violation of Federal law to use this product in any manner inconsistent with its labeling. For any requirements specific to your State or Tribe, consult the agency responsible for pesticide regulation.

AGRICULTURAL USE REQUIREMENTS

Use this product only in accordance with its labeling and with the Worker Protection Standard, 40 CFR part 170. This Standard contains requirements for the protection of agricultural workers on farms, forests, nurseries, and greenhouses, and handlers of agricultural pesticides. It contains requirements for training, decontamination, notification and emergency assistance. It also contains specific instructions and exceptions pertaining to the statements on this label about personal protective equipment (PPE) and restricted-entry interval. The requirements in this box only apply to uses of this product that are covered by the Worker Protection Standard.

Do not apply this product in a way that will contact workers or other persons, either directly or through drift. Only protected handlers may be in the area during application.

Do not enter or allow worker entry into treated areas during the restricted entry interval (REI) of 12 hours. Exception: if the product is soil-injected or soil-incorporated, the Worker Protection Standard, under certain circumstances, allows workers to enter the treated area if there will be no contact with anything that has been treated.

PPE required for early entry to treated areas that is permitted under the Worker Protection Standard and that involves contact with anything that has been treated, such as plants, soil, or water, are: coveralls, waterproof gloves and shoes plus socks.

For more product information, call toll-free 1-800-332-3111.

Storage and Disposal

Do not contaminate water, foodstuffs, feed or seed by storage or disposal.

DISPOSAL: Wastes resulting from the use of this product that cannot be used or chemically reprocessed should be disposed of in a landfill approved for pesticide disposal or in accordance with applicable Federal, state or local procedures.

Emptied container retains vapor and product residue. Observe all labeled safeguards until container is destroyed.

(See the individual container label for disposal information.)

13/49

GENERAL INFORMATION

This product is recommended for control of yellow nutsedge and many annual grasses and broadleaf weeds. This product may be applied either as a surface application before or after planting or after crop emergence. This product may also be ~~or~~ shallowly incorporated prior to planting to blend the herbicide treatment into the upper 1 to 2 inches of soil. Except for minimum or conservation tillage systems, the seedbed should be fine, firm and free of clods and trash.

Read and carefully observe cautionary statements and all other information appearing on the labeling of all products used in mixtures and sequential treatments.

NOTE: Use this product for weed control in corn only. CORN (ALL TYPES INCLUDING SWEET CORN), MILO (SORGHUM), OR SOYBEANS CAN BE PLANTED THE YEAR FOLLOWING THE USE OF THIS PRODUCT. IF SOYBEANS OR OTHER NONLABELED CROPS ARE TO BE PLANTED THE FOLLOWING YEAR, THERE IS THE POSSIBILITY OF CROP INJURY DUE TO CARRYOVER OF ATRAZINE. Do not plant soybeans in areas where furrow irrigation is practiced.

USE RESTRICTIONS

This chemical demonstrates the properties and characteristics associated with chemicals detected in groundwater. The use of this chemical in areas where soils are permeable, particularly where the groundwater is shallow, may result in groundwater contamination. Do not apply to the following soils where depth to groundwater is 30 feet or less: sands with less than 3% organic matter; loamy sands with less than 2% organic matter; or sandy loams with less than 1% organic matter.

This product may not be mixed or loaded within 50 feet of any wells (including abandoned wells and drainage wells), sink holes, intermittent streams and rivers, and natural or impounded lakes and reservoirs. This setback does not apply to properly capped or plugged abandoned wells and does not apply to impervious pad or properly diked mixing/loading areas.

Operations that involve mixing, loading, rinsing, or washing of this product into or from pesticide handling or application equipment or containers within 50 feet of any well are prohibited unless conducted on an impervious pad constructed to withstand the weight of the heaviest load that may be positioned on or moved across the pad. Such a pad shall be designed and maintained to contain any product spills or equipment leaks, container or equipment rinse or washwater, and rainwater that may fall on pad. Surface water shall not be allowed to either flow over or from the pad, which means the pad must be self contained. The pad shall be sloped to facilitate material removal. An unroofed pad shall be of sufficient capacity to contain a minimum of 110% of the capacity of the largest pesticide container or application equipment on the pad. A pad that is covered by a roof of sufficient size to completely exclude precipitation from contact with the pad shall have a minimum containment capacity of 100% of the capacity of the largest pesticide container or application equipment on the pad. Containment capacities as described above shall be maintained at all times. The above specified minimum containment capacities do not apply to vehicles when delivering pesticide shipments to the mixing/loading site. States may have in

14/49

effect additional requirements regarding wellhead setbacks and operational containment.

This product may not be applied within 66 feet of all points where field surface water runoff enters perennial or intermittent streams and rivers or within 200 feet around natural or impounded lakes and reservoirs. If this product is applied to highly erodible land, the 66-foot buffer or set-back from runoff points must be planted to a crop or seeded with grass or other suitable crop. Where there are state/local requirements regarding atrazine use (including lower maximum rates and/or higher set-backs) which are different from the label, the more restrictive/protective requirements apply.

Do not flood irrigate to apply or incorporate this product.

Product must be used in a manner which will prevent back siphoning into wells, spills or improper disposal of excess pesticide, spray mixtures or rinsates.

Do not apply this product through any type of irrigation system.

Disposal of excess pesticide, spray mixtures or rinsate should be according to label use instructions or according to the state Pesticide or Environmental Control Agency or the Hazardous Waste representative at the nearest EPA regional office.

Do not apply under conditions which favor runoff or wind erosion of soil containing this product to non-target areas. To prevent off-site movement due to runoff or wind erosion:

Avoid treating powdery dry or light sandy soils when conditions are favorable for wind erosion. Under these conditions, the soil surface should first be settled by rainfall or irrigation.

Do not apply to impervious substrates such as paved or highly compacted surfaces or frozen or snow covered soils.

Do not use tailwater from the first flood or furrow irrigation of treated fields to treat non-target crops unless at least 1/2 inch of rainfall has occurred between application and the first irrigation.

Do not apply this product using aerial application equipment.

Do not apply when wind conditions favor drift to non-target sites. To minimize spray drift to non-target areas:

Use low pressure application equipment capable of producing a large droplet spray. Do not use nozzles that produce a fine droplet spray. Minimize drift by using sufficient spray volume to ensure adequate coverage with large droplet size sprays.

Keep ground driven spray boom as low as possible above the target surface.

Make application when the wind velocity favors on-target product deposition (approximately 3-10 mph). Do not apply when wind velocity exceeds 15 mph. Avoid application when gusts approach 15 mph.

15/49

Low humidity and high temperatures increase the likelihood of spray drift to sensitive areas. Avoid spraying during conditions of low humidity and/or high temperatures. Do not apply during inversion conditions.

Use of this product not consistent with this label may result in injury to persons, animals or crops, or other unintended consequences. Keep container closed to prevent spills and contamination.

Flush sprayer with clean water after use.

On highly erodible soils as defined by the Soil Conservation Service (SCS), if conservation tillage is utilized (more than 30% plant residue cover), the maximum rate of atrazine is 2 pounds active ingredient per acre. If plant residue is less than 30% the maximum rate of atrazine is 1.6 pounds active ingredient per acre. On soils not highly erodible, the maximum rate of atrazine is 2 pounds active ingredient per acre. The maximum application rate for corn is 2.5 pounds atrazine active ingredient per acre per calendar year. Where sequential postemergence treatments with appropriately registered products containing atrazine are necessary, do not exceed a total of 2.5 pounds atrazine active ingredient per acre per calendar year. Where there are state local requirements regarding atrazine use (including lower maximum rates and/or higher setbacks) which are different from the label, the more restrictive/protective requirements apply.

SOIL TEXTURE

Applicators should evaluate soil conditions carefully to assure that they choose the correct label rate.

The recommended use rates of this product and the other herbicides labeled for use in tank mixtures with this product vary with soil texture. Unless soil texture is specifically named, rate tables throughout this label refer to only three soil textural groups: coarse, medium and fine. The following is a complete listing of soil textures included in each of these three soil textural groups:

SOIL TEXTURAL GROUP	SOIL TEXTURE
COARSE:	sand, loamy sand, sandy loam
MEDIUM:	loam, silt loam, silt, sandy clay loam
FINE: silty clay, clay	silty clay loam, clay loam, sandy clay,

Refer to the above table to determine the corresponding soil textural group for the soil to be treated.

MIXING, SPRAYING AND HANDLING INSTRUCTIONS

NOTE

12/49

Direct contact or exposure to this product or spray mixtures of this product should be minimized. The following instructions for transfer, mixing, cleaning or repairing equipment should be followed in order to minimize this exposure. Review the protective clothing requirements as listed in the "PRECAUTIONARY STATEMENTS" section of this label (front panel) and do not use this product until you have the necessary protective clothing.

2.5 Gallon Containers

Open pouring from these containers can result in exposure from splashing or spilling. Special care in lifting and pouring are strongly recommended.

Bulk Containers

Open pouring from these containers can result in exposure from splashing or spilling and is not recommended. This product should be transferred from these containers to the mix or spraytank using pumps or transfer probes. The probe or pump should not be removed from the container or disconnected until the container is emptied and rinsed. Use the pump or probe system to rinse the empty container and transfer the rinsate directly to the mix or spray tank.

Equipment Cleaning & Repair

Cleaning and repair of transfer systems and application equipment is a source of exposure to this product. Care should be taken to minimize exposure during cleaning and repair of transfer systems and application equipment. Whenever possible, these systems or equipment should be rinsed before being cleaned or repaired.

When repairs must be made during transfer or application, the equipment should be shut down, and special care taken to avoid contact with the pesticide.

Always predetermine the compatibility of this product or labeled tank mixtures of this product with water carrier or sprayable fluid fertilizer carrier by mixing small proportional quantities in advance. See the "STANDARD SPRAYABLE FLUID FERTILIZER COMPATIBILITY TEST" section in this label to determine the compatibility of this product and the labeled tank mixtures recommended for use with sprayable fluid fertilizer carrier.

Mix this product or labeled tank mixture of this product with the appropriate carrier as follows:

1. Place a 20 to 35 mesh screen or wetting basket over filling port.

18/49

- 4. The herbicide chemicals to be mixed.
- 5. A compatibility agent (the purpose of the adjuvant is to help keep the fertilizer and crop protection chemical in suspension, if this assistance is needed).

B. Procedure

- 1. Add one pint of the sprayable fluid fertilizer that will be used or other herbicide carrier to each jar marked "with" and "without".

Add One Pint Liquid Fertilizer
To Two Quart Jars.

WITH

WITHOUT

- 2. To the jar marked "with", add 1/4 TEASpoon or 1.2 milliliters of a suitable compatibility agent; shake gently for five to ten seconds to mix. (1/4 Teaspoon in one pint is the equivalent of two pints per 100 gallons of liquid fertilizer.)

To Jar Marked "With"
Add Compatibility Agent
And Shake to Mix.

WITH

WITHOUT

- 3. To each jar add the appropriate amount of herbicide(s). If more than one is used, add them separately with the wetttable powders or dry flowables added first, flowables second and liquid last. Shake gently five to ten seconds after each addition.

Add Herbicide(s) To Both Jars
And Shake to Mix.

WITH

WITHOUT

HERBICIDE	RATE/A	Level TEASpoons	Amount to Be Added Per Pint Of Sprayable Fluid Fertilizer (Assuming Volume is 25 gal/A)	
			WITH	WITHOUT
Wetttable	1 lb.	= 1.5		

19/49

Powders	2 lb. = 3
or	3 lb. = 4.5
Dry Flowables	4 lb. = 6
	5 lb. = 7.5

HERBICIDE	RATE/A	Level	
		TEASpoons	Milliliters
Emulsifiable	1 pint =	0.5	or 2.4
Concentrates or	1 quart =	1	or 4.7
Flowables or	2 quarts =	2	or 9.5
Liquids or	3 quarts =	3	or 14.2
Solutions	1 gallon =	4	or 19.0
	5 quarts =	5	or 23.8

This compatibility test is designed for 25 gallons of spray per acre with the maximum labeled rate of herbicide. For changes in spray volume or herbicide rate, make appropriate changes in the ingredients of the test. Regardless of spray volume, the amount of compatibility agent should be equal to two or three pints (two pints = 1/4 TEASpoon or 1.2 milliliters, three pints = 3/8 TEASpoon or 1.8 milliliters per pint of sprayable fluid fertilizer) per 100 gallons of liquid fertilizer.

C. Observations and Decisions

1. If the herbicide(s) and the sprayable fluid fertilizer are compatible.
2. If a compatibility agent is necessary.

Five minutes after the final addition and mixing, observe both jars for the formation of large flakes, sludge, gels or other precipitates. Observe if the herbicide(s) cannot be physically mixed with the liquid fertilizer but remains as small oily particles in the solution.

If incompatibility in any form described above occurs in the jar "with" the compatibility agent added, the liquid fertilizer and the herbicide(s) should not be used together in the same spray tank.

If incompatibility as described above occurs in the jar "without" the adjuvant but not in the jar "with" adjuvant, the use of a compatibility adjuvant is recommended.

Both jars should be allowed to stand and be observed periodically for one-half hour. If the separate layers of liquid fertilizer and additives can be resuspended by shaking, commercial application is possible. An emulsifiable concentrate normally will go to the top after standing; wettable powders will either settle to the bottom of the tank or jar, or float to the top, depending upon the density of the fertilizers.

20/49

If the herbicide(s) is compatible with fluid fertilizer in the foregoing test without having to use a compatibility agent, fluid fertilizer may be used for the premixing. If it is not compatible without the compatibility agent, the herbicide(s) should be premixed with water before adding to the spray tank.

APPLICATION INFORMATION

APPLICATION SYSTEMS

Ground Broadcast Treatment--Apply this product and the labeled tank mixtures in 10 or more gallons of solution per acre using broadcast boom equipment. The carrier may be either water or sprayable fluid fertilizer as specified for the crop to be treated in the "DIRECTIONS FOR USE" section of this label. Do not apply during periods of gusty winds, when winds are in excess of 15 mph or when other conditions favoring drift exist.

Band Treatment--Apply a broadcast equivalent rate and volume per acre. To determine these:

$$\begin{array}{l} \text{Band width} \\ \text{in inches} \\ \hline \text{Row width} \\ \text{in inches} \end{array} \times \begin{array}{l} \text{Broadcast} \\ \text{RATE} \\ \text{per acre} \end{array} = \begin{array}{l} \text{Band RATE} \\ \text{per acre} \end{array}$$

$$\begin{array}{l} \text{Band width} \\ \text{in inches} \\ \hline \text{Row width} \\ \text{in inches} \end{array} \times \begin{array}{l} \text{Broadcast} \\ \text{VOLUME} \\ \text{per acre} \end{array} = \begin{array}{l} \text{Band VOLUME} \\ \text{per acre} \end{array}$$

Application with dry bulk fertilizer--The herbicide-fertilizer impregnation process (In-Plant and On-Board systems) must be completed only by commercial fertilizer or chemical dealerships properly equipped for this procedure. Contact Monsanto Company for additional information regarding recommended equipment and methods for herbicide-fertilizer impregnation applications.

Dry bulk fertilizer may be impregnated with this product or the tank mixtures of this product plus atrazine or this product plus Bladex™ on corn. This product and these tank mixtures must be applied with 200 to 450 pounds of dry bulk fertilizer per acre and shallowly incorporated within 14 days prior to planting. On medium and fine-textured soils in areas where soil incorporation is not planned, i.e., reduced tillage situations or in some conventional tillage situations, applications can be made up to 30 days before planting to allow moisture to move the herbicide-fertilizer mixture into the soil. On coarse-textured soils, applications can be made up to 14 days prior to planting. The herbicide must be applied as recommended in this label for the crop, weed and soil type treated. Refer to the table for broadcast rate per acre to determine the recommended rate per acre for the herbicide treatment to be applied.

2/1/99

The following table provides a reference to determine the amount of LIQUID herbicide to be mixed per ton of dry bulk fertilizer for a range of herbicide recommendations for fertilizer rates per acre:

Fertilizer Rate (Lb/Acre)	Acres Covered (Per Ton)	RECOMMENDED QUARTS LIQUID HERBICIDE/ACRE		
		1.4 (Quarts of Herbicide/Ton Dry Bulk Fertilizer)	1.8	2.3
200	10	14	18	23
250	8	11.2	14.4	18.6
300	6.7	9.4	12	15.5
350	5.7	8.0	10.3	13.3
400	5	7.0	9.0	11.7
450	4.5	6.2	8.0	10.4

To determine the amount of herbicide needed for rates not included in the preceding table, use the following formula:

$$\frac{\text{Quarts/Acre} \times 2000}{\text{Pounds Fertilizer/Acre}} = \frac{\text{Quarts of herbicide}}{\text{per ton of dry bulk fertilizer}}$$

With the In-Plant system, mix and blend the dry fertilizer and herbicide mixture in a closed rotary-drum type mixture allowing sufficient time to ensure uniform coverage. Use at least one ton of dry fertilizer per mixing operation. Inject the herbicide into the drum over a minimum of a 2-minute period and allow at least 2 additional minutes mixing time to ensure uniformity. The nozzle used to spray the herbicide treatment must be placed inside the mixer to provide uniform spray coverage of the tumbling fertilizer.

If the dry fertilizer used has inadequate absorptive capacity, use a higher absorptive material such as Agsorb™, MP-79™ or Microcel™ E, to provide a free-flowing mixture. Contact Monsanto Company for specific guidelines with regard to the sequence of addition for the various components and the amount of drying agent to add to provide a free-flowing mixture.

The following table provides a partial list of dry fertilizers which may be impregnated with this product.

Ammonium sulfate	21-0-0		
Ammonium phosphate-sulfate	16-20-0		
Diammonium phosphate	18-46-0		

22/99

Potassium chloride	0-0-60
Potassium sulfate	0-0-52
*Urea	46-0-0

*Some ureas may be phytotoxic when applied on corn. Use only ureas known to be safe to corn.

NOTE: DO NOT impregnate this product or tank mixtures of this product with other herbicides or fertilizers containing ammonium nitrate, potassium nitrate or sodium nitrate.

Spread the herbicide-dry fertilizer mixture uniformly with a properly calibrated applicator: dribble, pneumatic (air flow) or spin. When using spin applicators, fertilizers impregnated with this product or tank mixtures of this product with other herbicides must be spread at half-rate and overlapped 100 percent to obtain full rate and uniform distribution. Non-uniform spreading of the fertilizer-herbicide mixture may result in unsatisfactory weed control or crop injury.

APPLICATION TIMING AND METHODS

NOTE: Only one treatment of this product may be applied to a labeled crop.

Early Preplant Surface--This product and some labeled tank mixtures of this product may be applied in no-till and other conservation tillage systems before weeds emerge and up to 45 days before planting field corn or silage corn. Split applications can be made 30 to 45 days prior to planting with 60 percent of the recommended broadcast rate applied initially and the remaining 40 percent applied at planting. Applications made less than 30 days prior to planting can be made either as a split or as a single application. If weeds are present at the time of application, apply this product in tank mixture with an appropriate contact herbicide. Observe directions for use, precautions and restrictions on the label of the contact herbicide. During the planting operation, be careful not to move untreated soil to the surface or move treated soil out of the row, as weed control may be reduced.

Preemergence Surface Application--This product and all labeled tank mixtures may be applied to the soil surface after planting and prior to either crop or weed emergence. Apply within 5 days of last preplant tillage. If weeds emerge after treatment, or if treatment is applied more than 5 days after last preplant tillage, rotary hoe or shallowly cultivate immediately to improve performance. Precipitation or overhead sprinkler irrigation is required after application to move the herbicide treatment into the weed germination zone. The amount of precipitation or overhead sprinkler irrigation required depends on existing soil mixture, soil type and percent organic matter content, but 1/3 to 3/4 inch is normally adequate. Performance is improved when moisture is received within 7 days after application and prior to weed emergence. High intensity or excessive rainfall or excessive irrigation after application may reduce control.

Postemergence Surface Application--This product and certain tank mixtures may be applied postemergence until corn reaches 11 inches in height. Application

23/49

must be made prior to the 2-leaf grass stage or in a tank-mixture that controls emerged weeds. Read and follow all restrictions and directions on tank-mix product labels. Refer to the specific treatment intended in the "DIRECTIONS FOR USE" section of the label to determine if postemergence applications to corn are recommended and determine the proper weed and corn growth stage limitations. Precipitation or overhead sprinkler irrigation is required after application to move the herbicide treatment into the weed germination zone to control unemerged weeds. The amount of precipitation or irrigation required depends on existing soil moisture, soil type and percent organic matter content, but 1/4 to 3/4 inch is normally adequate. If weeds emerge after treatment, rotary hoe or shallowly cultivate to improve performance.

DO NOT make postemergence surface applications using sprayable fluid fertilizer as the carrier because severe crop injury may occur.

Preplant Incorporation--This product and many of the labeled tank mixtures may be mixed into the soil using shallow incorporation equipment any time within 14 days prior to planting. Apply the recommended treatment rate to the soil surface as a broadcast application. Either existing soil moisture or subsequent precipitation or irrigation is required to bring incorporated herbicide treatments into contact with germinating weed seedlings. If weeds emerge after treatment, rotary hoe or shallowly cultivate immediately to improve performance.

1-Pass Incorporation (Surface Blend™): Shallowly incorporate (Surface Blend) the treatment into the upper 1 to 2 inches of the soil. Equipment should be operated at manufacturer's designed speed for incorporation to ensure adequate mixing and distribution of the herbicide treatment in the soil. Equipment design including any drag attachments must be adequate to avoid soil ridging which may result in streaked or reduced weed control. Soil conditions, including moisture content and crop residue levels, must be suitable to allow thorough and uniform mixing with the equipment used for 1-pass incorporation.

Contact Monsanto Company for additional information regarding recommended equipment and methods for Surface Blend Application.

2-Pass Incorporation: When 2-pass incorporation is used, shallowly incorporate the herbicide treatment into the upper 1 to 2 inches of the soil with equipment set to work the soil NO DEEPER THAN 4 INCHES. The second pass must be made at an angle to and no deeper than the first pass to ensure proper distribution of the herbicide treatment in the soil.

Cultivation Information--Delay cultivation after application for as long as possible unless weeds or grasses emerge. Shallowly cultivate or rotary hoe immediately if weeds or grasses emerge. If cultivation is necessary because of soil crusting or compaction, set equipment shallow and minimize lateral soil movement to avoid dilution or displacement of the herbicide treatment. If a band application is used and weeds have emerged in the treated band, set cultivator to throw soil into the row covering the band.

WEEDS CONTROLLED

24/99

When applied as directed under conditions described, this product will CONTROL the following weeds:

Barnyardgrass

Echinochloa crus-galli

Crabgrass

Digitaria ischaemum

Digitaria sanguinalis

Foxtail, giant

Setaria faberi

**Foxtail: green, robust
purple, robust white**

Setaria viridis

Foxtail, yellow

Setaria lutescens

Goosegrass

Eleusine indica

Oat, wild

Avena fatua

Panicum, browntop

Panicum fasciculatum

Panicum, fall

Panicum dichotomiflorum

Rice, red

Oryza sativa

Signalgrass, broadleaf

Brachiaria platyphylla

Sprangletop, red

Leptochloa filiformis

Wheat, volunteer

Triticum aestivum

Witchgrass

Panicum capillare

ANNUAL BROADLEAVES

Beggarweed, Florida

Desmodium tortuosum

25/49

Carpetweed
Mollugo verticillata

Cocklebur*
Xanthium strumarium

Galinsoga
Galinsoga spp.

Groundcherry, annual
Physalis spp.

Groundcherry, cutleaf
Physalis angulata

Henbit
Lamium amplexicaule

Jimsonweed
Datura stramonium

Kochia**
Kochia scoparia

Lambsquarters
Chenopodium album

Morningglory, annual*
Ipomoea purpurea

Mustard
Brassica spp.

Nightshade, black
Solanum nigrum

Nightshade, hairy
Solanum sarrachoides

Figweed, Carelessweed
Amaranthus spp.

Purslane
Portulaca oleracea

Pusley, Florida
Richardia scabra

Ragweed, common
Ambrosia artemisiifolia

Sida, prickly; Teaweed
Sida spinosa

26/49

Smartweed

Polygonum pennsylvanicum
Polygonum persicaria

Velvetleaf, Buttonweed*

Abutilon theophrasti

Waterhemp

Amaranthus tuberculatus

* Control of these weeds can be erratic especially under dry weather conditions. Control escaped weeds with cultivation or application of an appropriate EPA-registered postemergence herbicide.

** Triazine-resistant biotypes may require a post sequential application of a non-triazine herbicide for control.

SEDGE

Nutsedge, yellow*

Cyperus esculentus

* Preplant incorporate for control.

When applied immediately after planting and within 5 days of last tillage, this product at a rate of 2.3 to 2.7 quarts per acre on a broadcast basis will reduce competition from the following HARD-TO-CONTROL weeds.

ANNUAL GRASSES

Cupgrass, woolly

Eriochloa villosa

Johnsongrass, seedling

Sorghum halepense

Millet, proso

Panicum miliaceum

Panicum, Texas

Panicum texanum

Sandbur, Grassbur

27/99

Cenchrus incertus

Shattercane, wildcane
Sorghum bicolor

ANNUAL BROADLEAVES

Ragweed, giant
Ambrosia trifida

Sicklepod
Cassia obtusifolia

Sunflower, common
Helianthus annuus

NOTE: For hard-to-control weeds, additional amounts of Harness® herbicide and/or atrazine may be added to the recommended treatment rates for this product to provide improved control. For more consistent control of common cocklebur, annual morningglory or velvetleaf, additional atrazine may be applied so that the total atrazine rate is at least 1.5 quarts per acre on medium textured soil with less than 3 percent organic matter, and 1.5 to 2 quarts on medium and fine textured soils with 3 percent or greater organic matter content. For more consistent control of woolly cupgrass additional Harness may be applied so that the total acetochlor rate is 3.0 pounds per acre. The following table shows the amounts of Harness herbicide and/or atrazine that can be added to specific treatment rates of this product.

NOTE: The maximum application rate of atrazine is 2.5 pounds active ingredient per acre per calendar year (2.5 quarts per acre atrazine 4L). On highly erodible soils (as defined by the Soil Conservation Service) with less than 30 percent residue cover, the maximum rate of atrazine is 1.6 pounds active ingredient (1.6 quarts per acre of atrazine 4L). On soils not highly erodible or on highly erodible soils with more than 30 percent plant residue cover, the maximum rate of atrazine is 2 pounds active ingredient per acre (2 quarts per acre of atrazine 4L). If there has been a previous application of a product containing atrazine, do not exceed a total of 2.5 pounds of atrazine active ingredient per acre per calendar year. The maximum application rate of acetochlor for corn is 3 pounds active ingredient per acre per calendar year.

RECOMMENDED RATE (quarts)		ADDITIONAL PRODUCT (maximum)	
HARNES [®] XTRA (quarts)		HARNES [®] (pints)	ATRAZINE (quarts)
1.4		2.0	1.1
1.8		1.8	0.8
2.3		1.3	0.5

28/99

FIELD CORN, PRODUCTION SEED CORN, SILAGE CORN AND POPCORN

HARNESS XTRA

Apply this product in water or sprayable fluid fertilizer solution for control of yellow nutsedge and the annual grasses and broadleaf weeds listed in the "WEEDS CONTROLLED" section of this label.

APPROVED APPLICATION SYSTEMS

Ground--Broadcast boom; banded

Dry Bulk Fertilizer Impregnation

Reference: The "APPLICATION SYSTEMS" section of this label provides detailed information on the proper application of this product using the system selected.

APPROVED APPLICATION METHODS

Preplant Incorporated--Apply this product within 14 days prior to planting and shallowly incorporate or Surface Blend into the upper 1 to 2 inches of soil. Irrigation within 10 days following planting may improve weed control.

Preemergence Surface--Apply this product after planting, before crop and weed emergence and within 5 days after last preplant tillage operation.

Postemergence Surface-- Apply this product before weeds reach the 2-leaf stage and the corn is no more than 11 inches in height. Applications made to weeds beyond the 2-leaf stage may not provide satisfactory control. Some leaf burn to corn may occur occasionally but subsequent growth or yield should not be affected. DO NOT make postemergence surface applications using sprayable fluid fertilizer as the carrier because severe crop injury may occur.

Reference: The "APPLICATION TIMING AND METHODS" section of this label provides detailed information and procedures for the application timing and method selected.

RECOMMENDED RATES: Refer to the following table for the recommended broadcast treatment rates for this product. Applications which are not consistent with recommendations in this label may result in unsatisfactory weed control or crop injury.

Application Rates

BROADCAST RATE PER ACRE (QUARTS)

SOIL TEXTURAL	Less than 3%	3% or more

29/49

GROUP*	organic matter	organic matter
Coarse**	1.4	1.7
Medium	1.7 to 2.4	2.3 to 2.6
Fine	2.3 to 2.6	2.3 to 3.0

NOTE: In areas of heavy weed infestations use up to 2.3 quarts of this product per acre on coarse textured soils and 2.3 to 3.0 quarts of this product per acre on medium and fine textured soils. Do not exceed 2.5 quarts of HARNESS XTRA per acre on highly erodible soils with less than 30 percent plant residue cover.

*Refer to the "SOIL TEXTURE" section of this label to determine the corresponding textural group for the soil to be treated.

**Refer to the "USE RESTRICTIONS" section of this label for restrictions.

HARNESS XTRA + ACCENT

Apply this tank-mixture in water after crop emergence to provide preemergence and postemergence control of certain grass and broadleaf weeds. Refer to the Accent herbicide label for specific weeds controlled postemergence.

APPROVED APPLICATION SYSTEMS

Ground--Broadcast boom; banded

Reference: The "APPLICATION SYSTEMS" section of this label provides detailed information on the proper application of this product using the system selected.

APPROVED APPLICATION METHODS

Postemergence Surface-- Apply this tank-mixture after corn emergence up to 11 inches in height and until grasses are 3 inches in height. Applications made after grasses exceed 3 inches in height may not provide satisfactory control. Always add a nonionic surfactant at 0.25% v/v. This tank mixture will not control certain emerged broadleaf weeds. Addition of Banvel or Permit® will improve performance on broadleaf weeds. Refer to the Accent herbicide label for specific weeds controlled. Some leaf burn to corn may occur occasionally but subsequent growth or yield should not be affected.

Reference: The "APPLICATION TIMING AND METHODS" section of this label provides detailed information and procedures for the application timing and method selected.

RECOMMENDED RATES: Refer to the following tables for the recommended broadcast treatment rates for this product. Applications which are not consistent with

3/20/49

recommendations in this label may result in unsatisfactory weed control or crop injury.

Application Rates

BROADCAST RATE PER ACRE)

	<u>Less than 3% organic matter</u>		<u>3% or more organic matter</u>	
<u>SOIL TEXTURAL GROUP*</u>	<u>HARNESX XTRA + ACCENT (QUARTS)</u>	<u>ACCENT (OUNCES)</u>	<u>HARNESX XTRA + ACCENT (QUARTS)</u>	<u>ACCENT (OUNCES)</u>
<u>Coarse**</u>	<u>1.4</u>	<u>1/2 to 2/3</u>	<u>1.7</u>	<u>1/2 to 2/3</u>
<u>Medium</u>	<u>1.7 to 2.3</u>	<u>1/2 to 2/3</u>	<u>2.3</u>	<u>1/2 to 2/3</u>
<u>Fine</u>	<u>2.3</u>	<u>1/2 to 2/3</u>	<u>2.3 to 3.0</u>	<u>1/2 to 2/3</u>

NOTE: In areas of heavy weed infestations use up to 2.3 quarts of this product per acre on coarse textured soils and 2.3 to 3.0 quarts of this product per acre on medium and fine textured soils. Do not exceed 2.5 quarts of HARNESX XTRA per acre on highly erodible soils with less than 30 percent plant residue cover.

*Refer to the "SOIL TEXTURE" section of this label to determine the corresponding textural group for the soil to be treated.

**Refer to the "USE RESTRICTIONS" section of this label for restrictions.

HARNESX XTRA plus BANVEL™ OR CLARITY™

For use on level or flat-planted field corn on soils with more than 2 percent organic matter.

Apply in water or sprayable fluid fertilizer solutions for control of the annual grasses and broadleaf weeds listed in the "WEEDS CONTROLLED" section of this label.

APPROVED APPLICATION SYSTEMS

Ground--Broadcast boom; banded

Reference: The "APPLICATION SYSTEMS" section of this label provides detailed information on the proper application of this product using the system selected.

31/49

APPROVED APPLICATION METHODS

Preemergence Surface--Apply this tank mixture after planting, before crop and weeds emerge and within 5 days of last preplant tillage operation. Corn seeds must be planted 1-1/2 inches or deeper beneath the soil surface. Direct chemical contact with corn seed must be avoided since crop injury may result. Apply far enough behind planter equipment to avoid any incorporation by the planter wheel or other covering device. Do not apply if corn seeds are planted less than 1-1/2 inches beneath the soil surface.

Postemergence Surface-- Apply this tank-mixture before grasses have reached the 2-leaf stage and the corn is less than 8 inches in height. Applications made to grasses beyond the 2-leaf stage may not provide satisfactory control. Some leaf burn to corn may occur occasionally but subsequent growth or yield should not be affected. DO NOT make postemergence surface applications using sprayable fluid fertilizer as the carrier because severe crop injury may occur.

Reference: The "APPLICATION TIMING AND METHODS" section of this label provides detailed information and procedures for the application timing and method selected.

NOTE: PREVENT DRIFT TO SOYBEANS OR OTHER DESIRABLE PLANTS. Do not use on furrow irrigated corn, or when corn is planted at the bottom of a furrow, utilizing lister, till or other similar planting methods. DO NOT incorporate after planting or corn emergence. If it is necessary to drag for leveling or rotary hoe to break soil crust, DO NOT disturb the soil more than 1/2 inch deep.

RECOMMENDED RATES: Refer to the following tables for the recommended broadcast treatment rates for this product. Applications which are not consistent with recommendations in this label may result in unsatisfactory weed control or crop injury.

Application Rates

<u>BROADCAST RATE PER ACRE</u>				
<u>2 to 3% organic matter</u>			<u>3% or more organic matter</u>	
<u>SOIL TEXTURAL GROUP*</u>	<u>HARNESS XTRA + (QUARTS)</u>	<u>BANVEL (PINTS)</u>	<u>HARNESS XTRA + (QUARTS)</u>	<u>BANVEL (PINTS)</u>
Coarse**	1.4	1.0	1.7	1.0
Medium	1.7 to 2.3	1.0	2.3	1.0
Fine	2.3	1.0	2.3 to 3.0	1.0

NOTE: In areas of heavy weed infestations use up to 2.3 quarts of this product per acre on coarse textured soils and 2.3 to 3.0 quarts of this product per acre on medium and fine textured soils. Do not exceed 2.5 quarts

32/49

of HARNESS XTRA per acre on highly erodible soils with less than 30 percent plant residue cover.

*Refer to the "SOIL TEXTURE" section of the label to determine the corresponding textural group for the soil to be treated.

**On coarse-textured soils containing 2% or more organic matter, use HARNESS XTRA plus Banvel only on sandy loam. Do not use on sand and loamy sand with less than 2% organic matter. Refer to the "USE RESTRICTIONS" section of this label for restrictions.

**HARNESS XTRA plus BLADEX
(TANK MIXTURE)**

Apply this tank mixture in water or sprayable fluid fertilizer solutions for control of yellow nutsedge, and the annual grasses and broadleaf weeds listed in the "WEEDS CONTROLLED" section of this label.

APPROVED APPLICATION SYSTEMS

Ground--Broadcast boom; banded

Dry Bulk Fertilizer Impregnation

Reference: The "APPLICATION SYSTEMS" section of this label provides information on the proper application of this tank mixture using the system selected.

APPROVED APPLICATION METHODS

Preplant Incorporated--Apply this tank mixture within 14 days prior to planting and shallowly incorporate or Surface Blend into the upper 1 to 2 inches of soil.

Preemergence Surface--Apply this tank mixture after planting, before crop and weed emergence and within 5 days after last preplant tillage operation.

Reference: The "APPLICATION TIMING AND METHODS" section of this label provides detailed information and procedures for the application timing and method selected.

RECOMMENDED RATES: Refer to the following table for the recommended broadcast treatment rates for this tank mixture. Applications which are not consistent with recommendations in this label may result in unsatisfactory weed control or crop injury.

Application Rates

BROADCAST RATE PER ACRE (QUARTS)

Less than 3% organic matter	3% or more organic matter

33/49

SOIL TEXTURAL GROUP*	BLADEX 4L**		BLADEX 4L**	
	HARNESS XTRA +		HARNESS XTRA +	
Coarse***	1.4	0.5 to 1.0	1.7	1.0 to 1.3
Medium	1.7 to 2.3	1.0 to 1.3	2.3	1.0 to 2.0
Fine	2.3	1.0 to 1.5	2.3 to 3.0	1.0 to 2.0

NOTE: In areas of heavy weed infestations use up to 2.3 quarts of this product per acre on coarse textured soils and 2.3 to 3.0 quarts of this product per acre on medium and fine textured soils. Do not exceed 2.5 quarts of HARNESS XTRA per acre on highly erodible soils with less than 30 percent plant residue cover.

- *Refer to the "SOIL TEXTURE" section of this label to determine the corresponding textural group for the soil to be treated.
- **Use rates listed in this label using Bladex 4L. Use equivalent rates when using Bladex 90% dry flowable formulations. One quart of Bladex 4L equals 1.1 pounds of Bladex 90% dry flowable. Use the higher rates in the recommended ranges in areas of heavy weed infestation.
- ***Do not use this mixture on sand and loamy sand soils with less than 2% organic matter. Refer to the "USE RESTRICTIONS" section of this label for restrictions.

**HARNESS XTRA plus EXTRAZINE™ II
(TANK MIXTURE)**

Apply this tank mixture in water or sprayable fluid fertilizer solutions for control of yellow nutsedge, and the annual grasses and broadleaf weeds listed in the "WEEDS CONTROLLED" section of this label.

APPROVED APPLICATION SYSTEMS

Ground--Broadcast boom; banded

Dry Bulk Fertilizer Impregnation

Reference: The "APPLICATION SYSTEMS" section of this label provides information on the proper application of this tank mixture using the system selected.

APPROVED APPLICATION METHODS

Preplant Incorporated--Apply this tank mixture within 14 days prior to planting and shallowly incorporate or Surface Blend into the upper 1 to 2 inches of soil.

34/99

Preemergence Surface--Apply this tank mixture after planting, before crop and weed emergence and within 5 days after last preplant tillage operation.

Reference: The "APPLICATION TIMING AND METHODS" section of this label provides detailed information and procedures for the application timing and method selected.

RECOMMENDED RATES: Refer to the following table for the recommended broadcast treatment rates for this tank mixture. Applications which are not consistent with recommendations in this label may result in unsatisfactory weed control or crop injury.

Application Rates

BROADCAST RATE PER ACRE (QUARTS) **				
SOIL TEXTURAL GROUP*	Less than 3% organic matter		3% or more organic matter	
	HARNESS XTRA +	EXTRAZINE II 4L**	HARNESS XTRA +	EXTRAZINE II 4L**
Coarse***	1.4	0.5 to 1.0	1.7	1.0 to 1.3
Medium	1.7 to 2.3	1.0 to 1.3	2.3	1.0 to 2.0
Fine	2.3	1.0 to 1.5	2.3 to 3.0	1.0 to 2.0

NOTE: In areas of heavy weed infestations use up to 2.3 quarts of this product per acre on coarse textured soils and 2.3 to 3.0 quarts of this product per acre on medium and fine textured soils. Do not exceed a total of 1.6 pounds of atrazine per acre on highly erodible soils with less than 30 percent plant residue cover.

*Refer to the "SOIL TEXTURE" section of this label to determine the corresponding textural group for the soil to be treated.

**Use rates listed in this label using Extrazine II 4L. Use equivalent rates when using Extrazine II 90% dry flowable formulations. One quart of Extrazine II 4L equals 1.1 pounds of Extrazine 90% dry flowable. Use the higher rates in the recommended ranges in areas of heavy weed infestation.

***Do not use this mixture on sand and loamy sand soils with less than 2% organic matter. Refer to the "USE RESTRICTIONS" section of this label for restrictions.

HARNESS XTRA plus MARKSMAN™

For use on level or flat-planted field corn on soils with more than 2 percent organic matter.

35/99

Apply in water or sprayable fluid fertilizer solutions for control of the annual grasses and broadleaf weeds listed in the "WEEDS CONTROLLED" section of this label.

APPROVED APPLICATION SYSTEMS

Ground--Broadcast boom; banded

Reference: The "APPLICATION SYSTEMS" section of this label provides detailed information on the proper application of this product using the system selected.

APPROVED APPLICATION METHODS

Preemergence Surface--Apply this tank mixture after planting, before crop and weeds emerge and within 5 days of last preplant tillage operation. Corn seeds must be planted 1-1/2 inches or deeper beneath the soil surface. Direct chemical contact with corn seed must be avoided since crop injury may result. Apply far enough behind planter equipment to avoid any incorporation by the planter wheel or other covering device. Do not apply if corn seeds are planted less than 1-1/2 inches beneath the soil surface.

Postemergence Surface-- Apply this tank-mixture before grasses have reached the 2-leaf stage and the corn is less than 8 inches in height. Applications made to grasses beyond the 2-leaf stage may not provide satisfactory control. Some leaf burn to corn may occur occasionally but subsequent growth or yield should not be affected. DO NOT make postemergence surface applications using sprayable fluid fertilizer as the carrier because severe crop injury may occur.

Reference: The "APPLICATION TIMING AND METHODS" section of this label provides detailed information and procedures for the application timing and method selected.

NOTE: PREVENT DRIFT TO SOYBEANS OR OTHER DESIRABLE PLANTS. Do not use on furrow irrigated corn, or when corn is planted at the bottom of a furrow, utilizing lister, till or other similar planting methods. DO NOT incorporate after planting or corn emergence. If it is necessary to drag for leveling or rotary hoe to break soil crust, DO NOT disturb the soil more than 1/2 inch deep.

RECOMMENDED RATES: Refer to the following tables for the recommended broadcast treatment rates for this product. Applications which are not consistent with recommendations in this label may result in unsatisfactory weed control or crop injury.

Application Rates

BROADCAST RATE PER ACRE**

<u>2 to 3%</u>	<u>3% or more</u>
<u>organic matter</u>	<u>organic matter</u>

3/6/49

SOIL

TEXTURAL

<u>GROUP*</u>	<u>HARNES XTRA + MARKSMAN</u>		<u>HARNES XTRA + MARKSMAN</u>	
	<u>(QUARTS)</u>	<u>(PINTS)</u>	<u>(QUARTS)</u>	<u>(PINTS)</u>
<u>Coarse**</u>	1.4	2.5 to 3.5	1.7	2.5 to 3.5
<u>Medium</u>	1.7 to 2.3	2.5 to 3.5	2.3	2.5 to 3.5
<u>Fine</u>	2.3	2.5 to 3.5	2.3	2.5 to 3.5

*Refer to the "SOIL TEXTURE" section of the label to determine the corresponding textural group for the soil to be treated.

**Use the higher rates in the recommended ranges in areas of heavy weed infestation.

***On coarse-textured soils containing 2% or more organic matter, use HARNES XTRA plus Marksman only on sandy loam. Do not use on sand and loamy sand with less than 2% organic matter. Refer to the "USE RESTRICTIONS" section of this label for restrictions.

HARNES XTRA plus PERMIT®

Apply this tank-mixture in water after crop emergence to provide preemergence and postemergence control of certain grass and broadleaf weeds. Refer to the Permit herbicide label for specific weeds controlled postemergence.

APPROVED APPLICATION SYSTEMS

Ground--Broadcast boom; banded

Reference: The "APPLICATION SYSTEMS" section of this label provides detailed information on the proper application of this product using the system selected.

APPROVED APPLICATION METHODS

Postemergence Surface-- Apply this tank-mixture after corn emergence up to 11 inches in height and before grass weeds reach the 2-leaf stage. Applications made to grasses beyond the 2-leaf stage may not provide satisfactory control. Some leaf burn to corn may occur occasionally but subsequent growth or yield should not be affected. DO NOT make postemergence surface applications using sprayable fluid fertilizer as the carrier because severe crop injury may occur.

Reference: The "APPLICATION TIMING AND METHODS" section of this label provides detailed information and procedures for the application timing and method selected.

37/49

RECOMMENDED RATES: Refer to the following tables for the recommended broadcast treatment rates for this product. Applications which are not consistent with recommendations in this label may result in unsatisfactory weed control or crop injury.

Application Rates

BROADCAST RATE PER ACRE **				
Less than 3% organic matter			3% or more organic matter	
SOIL TEXTURAL GROUP*	HARNESS XTRA + (QUARTS)	PERMIT (OUNCES)	HARNESS XTRA + (QUARTS)	PERMIT (OUNCES)
Coarse***	1.4	0.67	1.7	0.67
Medium	1.7 to 2.3	0.67	2.3	0.67
Fine	2.3	0.67	2.3 to 3.0	0.67

*Refer to the "SOIL TEXTURE" section of the label to determine the corresponding textural group for the soil to be treated.

**In areas of heavy weed infestation use up to 2.3 quarts of this product per acre on coarse textured soils and 2.3 to 3.0 quarts of this product per acre on medium and fine textured soils. Do not exceed 2.5 quarts of HARNESS XTRA per acre on highly erodible soils with less than 30 percent plant residue cover.

***Refer to the "USE RESTRICTIONS" section of this label for restrictions.

**HARNESS XTRA plus PROWL™
(TANK MIXTURE)**

Apply this tank mixture in water or sprayable fluid fertilizer solutions for control of yellow nutsedge, and the annual grasses and broadleaf weeds listed in the "WEEDS CONTROLLED" section of this label.

APPROVED APPLICATION SYSTEMS

Ground--Broadcast boom; banded

Dry Bulk Fertilizer Impregnation

Reference: The "APPLICATION SYSTEMS" section of this label provides information on the proper application of this tank mixture using the system selected.

38/49

APPROVED APPLICATION METHODS

Preemergence Surface--Apply this tank mixture after planting, before crop and weed emergence and within 5 days after last preplant tillage operation.

DO NOT preplant incorporate this tank-mixture as serious crop injury can result.

Reference: The "APPLICATION TIMING AND METHODS" section of this label provides detailed information and procedures for the application timing and method selected.

RECOMMENDED RATES: Refer to the following table for the recommended broadcast treatment rates for this tank mixture. Applications which are not consistent with recommendations in this label may result in unsatisfactory weed control or crop injury.

Application Rates

BROADCAST RATE PER ACRE (QUARTS)				
SOIL TEXTURAL GROUP*	Less than 3% organic matter		3% or more organic matter	
	HARNESS XTRA +	PROWL**	HARNESS XTRA +	PROWL**
Coarse***	1.4	0.8	1.7	0.8 to 1.0
Medium	1.7 to 2.3	0.8 to 1.0	2.3	1.0
Fine	2.3	1.0	2.3 to 3.0	1.0

NOTE: In areas of heavy weed infestations use up to 2.3 quarts of this product per acre on coarse textured soils and 2.3 to 3.0 quarts of this product per acre on medium and fine textured soils. Do not exceed 2.5 quarts of HARNESS XTRA per acre on highly erodible soils with less than 30 percent plant residue cover.

*Refer to the "SOIL TEXTURE" section of this label to determine the corresponding textural group for the soil to be treated.

**Use rates listed in this label using Prowl. Use equivalent rates when using Prowl 3.3 EC formulation. One quart of Prowl equals 1.2 quarts of Prowl 3.3 EC. Use the higher rates in the recommended ranges in areas of heavy weed infestation.

***Refer to the "USE RESTRICTIONS" section of this label for restrictions.

HARNESS XTRA plus PURSUIT®

3/1/99

Apply this tank-mixture either before or after crop emergence to provide preemergence and postemergence control of certain grass and broadleaf weeds. Refer to the Pursuit herbicide label for specific weeds controlled postemergence.

APPROVED APPLICATION SYSTEMS

Ground--Broadcast boom; banded

Reference: The "APPLICATION SYSTEMS" section of this label provides detailed information on the proper application of this product using the system selected.

APPROVED APPLICATION METHODS

Preplant Incorporated--Apply this tank mixture within 14 days prior to planting and shallowly incorporate or Surface Blend into the upper 1 to 2 inches of soil.

Preemergence Surface--Apply this tank mixture after planting, before crop and weed emergence and within 5 days after last preplant tillage operation.

Postemergence Surface-- Apply this tank-mixture before weeds reach 3 inches in height and the corn is no more than 11 inches in height. Applications made after weeds are beyond 3 inches in height may not provide satisfactory control. Contour™ or Resolve™ herbicide may be substituted for Pursuit in this tank-mixture. Refer to these product labels for recommended use rates. Some leaf burn to corn may occur occasionally but subsequent growth or yield should not be affected. DO NOT make postemergence surface applications using sprayable fluid fertilizer as the carrier because severe crop injury may occur.

Reference: The "APPLICATION TIMING AND METHODS" section of this label provides detailed information and procedures for the application timing and method selected.

NOTE: THIS TANK-MIXTURE IS FOR USE ONLY ON SELECTED FIELD CORN HYBRIDS (IMI-CORN) WARRANTED BY THE SEED COMPANY TO POSSESS RESISTANCE/TOLERANCE TO DIRECT APPLICATION OF PURSUIT (FOR EXAMPLE: PIONEER IR HYBRIDS). DO NOT APPLY PURSUIT TO CORN HYBRIDS WHICH LACK GENETIC RESISTANCE/TOLERANCE TO PURSUIT HERBICIDE. OBSERVE ALL PRECAUTIONS AND LIMITATIONS ON THE HARNESS® XTRA AND PURSUIT LABELS BEFORE USE OF THIS TANK MIXTURE INCLUDING PRECAUTIONS ON MINIMUM RECROPPING INTERVAL AND ROTATIONAL GUIDELINES.

RECOMMENDED RATES: Refer to the following tables for the recommended broadcast treatment rates for this product. Applications which are not consistent with recommendations in this label may result in unsatisfactory weed control or crop injury.

Application Rates

BROADCAST RATE PER ACRE)

42/49

	Less than 3% organic matter		3% or more organic matter	
<u>SOIL TEXTURAL</u>				
<u>GROUP*</u>	<u>HARNESS XTRA + (QUARTS)</u>	<u>PURSUIT (OUNCES)</u>	<u>HARNESS XTRA + (QUARTS)</u>	<u>PURSUIT (OUNCES)</u>
Coarse**	1.4	4	1.7	4
Medium	1.7 to 2.3	4	2.3	4
Fine	2.3	4	2.3 to 3.0	4

NOTE: In areas of heavy weed infestations use up to 2.3 quarts of this product per acre on coarse textured soils and 2.3 to 3.0 quarts of this product per acre on medium and fine textured soils. Do not exceed 2.5 quarts of HARNESS XTRA per acre on highly erodible soils with less than 30 percent plant residue cover.

*Refer to the "SOIL TEXTURE" section of this label to determine the corresponding textural group for the soil to be treated.

**Refer to the "USE RESTRICTIONS" section of this label for restrictions.

Conservation or Minimum Tillage Systems

TANK MIXTURES

AT-PLANTING APPLICATIONS

FIELD CORN, PRODUCTION SEED CORN, SILAGE CORN AND POPCORN

When applied as directed under the conditions described, these tank mixtures control many emerged annual weeds, suppress many emerged perennial weeds and give preemergence control of many annual grasses and weeds when corn will be planted directly into a cover crop, established sod or in previous crop residues. These tank mixtures will not control regrowth from perennial weeds.

DO NOT APPLY BY AIR.

Refer to specific product labels for crop rotation restrictions and precautionary statements of all products used in these tank mixtures.

For mixing instructions, see the "MIXING AND SPRAYING INSTRUCTIONS" section of this label.

4/2/99

For emerged perennial weeds controlled see the "WEEDS CONTROLLED" section of the label for Roundup. To obtain control of perennial weeds, follow recommendations on the Roundup label for stage of growth and rate of application.

USE OF THIS MIXTURE FOR BERMUDAGRASS OR JOHNSONGRASS CONTROL IS NOT RECOMMENDED.

NOTE: When using these tank mixtures, do not exceed 4 quarts of Roundup herbicide per acre.

Ammonium Sulfate--The addition of ammonium sulfate in the spray solution may increase the performance of Roundup tank mixtures on emerged annual weeds under adverse growing conditions. When using ammonium sulfate, add 2 percent dry ammonium sulfate by weight or 17 pounds per 100 gallons of water. Ammonium sulfate should be added to the water in the spray tank and completely dissolved prior to adding the herbicide or surfactant. Do not mix ammonium sulfate in fluid fertilizer solutions.

If ammonium sulfate is added directly to the spray tank, add slowly with agitation. Adding too quickly may clog outlet lines. Nozzle tip plugging may result from the use of low quality ammonium sulfate. To determine quality, perform a jar test by adding 1/3 cup of ammonium sulfate to 1 gallon of water and agitate for one minute. If undissolved sediment is observed, predissolve the ammonium sulfate in water and filter prior to adding to the spray tank.

Surfactants--Nonionic surfactants which are labeled for use with herbicides may be used with Roundup. Do not reduce rates of Roundup when adding surfactant. Use 0.5 percent surfactant concentration (2 quarts per 100 gallons of spray solution) when using surfactants which contain at least 50 percent active ingredient or a 1 percent surfactant concentration (4 quarts per 100 gallons of spray solution) for those surfactants containing less than 50 percent active ingredient. Read and carefully observe surfactant cautionary statements and other information appearing on the surfactant label.

{}

GRAMOXONE EXTRA

{}

When used as directed, Gramoxone Extra in a labeled tank mixture controls many emerged annual weeds and suppresses many emerged perennial weeds.

Broadcast Treatment--Apply 1.5 to 3 pints of Gramoxone Extra per acre in these tank mixtures immediately before, during or after planting but BEFORE CROP EMERGENCE. Use 2 to 2.5 pints when weeds are 3 to 6 inches tall. Use 2.5 to 3 pints when weeds are 6 inches tall. This mixture may not control weeds taller than 6 inches. As density of stubble, crop residue or weeds increases, spray gallonage should be increased within the recommended range for complete coverage. Add a nonionic spreader surfactant (approved for use on crops) containing at least 75 percent surfactant active agent at 8 ounces per 100 gallons of diluted spray. REFER TO THE GRAMOXONE EXTRA LABEL FOR PRECAUTIONARY STATEMENTS.

{}

2,4-D

{}

4/3/99

When used as directed, 2,4-D in labeled tank mixtures controls many emerged annual and perennial broadleaf weeds. For emerged weeds controlled, see the "WEEDS CONTROLLED" section of the label for 2,4-D.

Broadcast Treatment - Apply 1 to 2 pints of 2,4-D (amine or low-volatile ester) in these tank mixtures. Applications should be made 7 to 14 days before planting or 3 to 5 days after planting but BEFORE CORN EMERGES. As density of stubble, crop residue or weeds increase, spray gallonage should be increased within the recommended range for complete coverage.

DO NOT use 2,4-D on light, sandy soils, or where soil moisture is inadequate for normal weed growth. Observe all precautions and limitations on the 2,4-D label booklet.

PREEMERGENCE WEED CONTROL

[] HARNES XTRA []

For weeds controlled preemergence, see the "WEEDS CONTROLLED" section of this label. For recommended rates of this product with tank mixtures of Roundup or Gramoxone Extra, see the following table.

BROADCAST RATE PER ACRE (QUARTS)

SOIL TEXTURAL GROUP*	HARNES XTRA
Coarse**	1.7
Medium	2.3 to 2.6
Fine	2.3 to 3.0

NOTE: In areas of heavy weed infestations use up to 2.3 quarts of this product per acre on coarse textured soils and 2.3 to 3.0 quarts of this product per acre on medium and fine textured soils. Do not exceed 2.5 quarts of HARNES XTRA per acre on highly erodible soils with less than 30 percent plant residue cover.

*Refer to the "SOIL TEXTURE" section of the label to determine the corresponding textural group for the soil to be treated.

**Refer to the "USE RESTRICTIONS" section of this label for restrictions.

[] HARNES XTRA plus BLADEX []

44/49

For additional preemergence control of heavy weed infestations and/or hard-to-control weeds listed in the "WEEDS CONTROLLED" section of this label, refer to the following rate table to determine the recommended rates for this tank mixture on various soil types.

See the following table for recommended rates of HARNESS XTRA plus Bladex in this tank mixture on various soil types.

SOIL TEXTURAL GROUP*	BROADCAST RATE PER ACRE (QUARTS)	
	HARNESS XTRA	+ BLADEX 4L**
Coarse****	1.7	1.0 to 1.3
Medium	2.3	1.0 to 2.0
Fine	2.3 to 3.0	1.0 to 2.0

NOTE: In areas of heavy weed infestations use up to 2.3 quarts of this product per acre on coarse textured soils and 2.3 to 3.0 quarts of this product per acre on medium and fine textured soils. Do not exceed 2.5 quarts of HARNESS XTRA per acre on highly erodible soils with less than 30 percent plant residue cover.

*Refer to the "SOIL TEXTURE" section of this label to determine the corresponding textural group for the soil to be treated.

**Use rates listed in this label using Bladex 4L. Use equivalent rates when using Bladex 90% dry flowable formulations. One quart of Bladex 4L equals 1.1 pounds of Bladex 90% dry flowable. Use the higher rate in the recommended ranges in areas of heavy weed infestation.

***On coarse-texture soils containing less than 2% organic matter, use HARNESS XTRA plus Bladex only on sandy loam. Do not use on sand and loamy sand with less than 2% organic matter. Refer to the "USE RESTRICTIONS" section of this label for restrictions.

[] **HARNESS XTRA plus EXTRAZINE II** []

For additional preemergence control of heavy weed infestations and/or hard-to-control weeds listed in the "WEEDS CONTROLLED" section of this label, refer to the following rate table to determine the recommended rates for this tank mixture on various soil types.

SOIL TEXTURAL GROUP*	BROADCAST RATE PER ACRE (QUARTS)	
	HARNESS XTRA	+ EXTRAZINE II 4L**

4/5/99

Coarse***	1.7	1.0 to 1.5
Medium	2.3	1.5 to 2.0
Fine	2.3 to 3.0	1.5 to 2.0

NOTE: In areas of heavy weed infestations use up to 2.3 quarts of this product per acre on coarse textured soils and 2.3 to 3.0 quarts of this product per acre on medium and fine textured soils. Do not exceed a total of 1.6 pounds of atrazine per acre on highly erodible soils with less than 30 percent plant residue cover.

*Refer to the "SOIL TEXTURE" section of this label to determine the corresponding textural group for the soil to be treated.

**Use rates listed in this label using Extrazine II 4L. Use equivalent rates when using Extrazine II 90% dry flowable formulations. One quart of Extrazine II 4L equals 1.1 pounds of Extrazine II 90% dry flowable. Use the higher rate in the recommended ranges in areas of heavy weed infestation.

***On coarse-texture soils containing less than 2% organic matter, use HARNESS XTRA plus Extrazine II only on sandy loam. Do not use on sand and loamy sand with less than 2% organic matter. Refer to the "USE RESTRICTIONS" section of this label for restrictions.

[] **HARNESS XTRA plus PRINCEP** []

For additional preemergence control of heavy weed infestations and/or hard-to-control weeds listed in the "WEEDS CONTROLLED" section of this label, refer to the following rate table to determine the recommended rates for this tank mixture on various soil types.

SOIL TEXTURAL GROUP*	BROADCAST RATE PER ACRE (QUARTS)	
	HARNESS XTRA	PRINCEP 4L**
Coarse***	1.7	0.8 to 1.0
Medium	2.3	1.0 to 1.5
Fine	2.3 to 3.0	1.0 to 1.5

NOTE: In areas of heavy weed infestations use up to 2.3 quarts of this product per acre on coarse textured soils and 2.3 to 3.0 quarts of this product per acre on medium and fine textured soils. Do not exceed 2.5 quarts of HARNESS XTRA per acre on highly erodible soils with less than 30 percent plant residue cover.

4/6/99

*Refer to the "SOIL TEXTURE" section of this label to determine the corresponding textural group for the soil to be treated.

**Use rates listed in this label using Princep 4L. Use equivalent rates when using Princep 90% dry flowable formulations. One quart of Princep 4L equals 1.1 pounds of Princep 90% dry flowable. Use the higher rates in the recommended ranges in areas of heavy weed infestation.

***Refer to the "USE RESTRICTIONS" section of this label for restrictions.

NOTE: LAND TREATED WITH PRINCEP SHOULD NOT BE PLANTED TO ANY CROP EXCEPT FOR CORN FOR ONE YEAR FOLLOWING TREATMENT AS CROP INJURY MAY OCCUR. AFTER HARVEST OF TREATED CROP, PLOW AND THOROUGHLY TILL THE SOIL IN THE FALL OR SPRING TO MINIMIZE POSSIBLE INJURY TO SPRING SEEDED ROTATIONAL CROPS.

EARLY PREPLANT APPLICATION

For use in no-till and other conservation tillage systems.

If emerged weeds are present at the time of treatment, Roundup, Gramoxone Extra or 2,4-D should be added to this product according to the directions for use on their respective product labels. If unsatisfactory weed control occurs (due to excessively dry or excessively wet conditions) following the earlier application, a postemergence application of an appropriate labeled grass and/or broadleaf weed herbicide may be used. If a postemergence treatment includes the herbicide used early preplant, do not exceed the labeled rate for corn on a given soil texture. Observe all precautions and limitations on the labels for HARNESS XTRA, Roundup, and Gramoxone Extra, 2,4-D and other postemergence herbicides before use of these products.

DO NOT apply tank mixture containing Roundup, Gramoxone Extra or other contact herbicides by air.

HARNESS XTRA

This product, when applied as a single application (alone or in a tank-mix combination with Bladex or Princep), split application, or as sequential application to Bladex or Princep in early preplant programs will provide preemergence control or reduced competition of the annual grasses and broadleaf weeds listed in the "WEEDS CONTROLLED" section of this label. If weeds are emerged at time of application, apply a labeled contact herbicide with this product. Observe the directions for use, precautions and restrictions on the label of the contact herbicide.

APPROVED APPLICATION SYSTEMS

Ground - Broadcast boom

Dry Bulk Fertilizer Impregnation

47/49

Reference: The "APPLICATION SYSTEMS" section of this label provides detailed information on the application of this product using the system selected.

RECOMMENDED RATE AND TIMING OF APPLICATION

Single application—Application of this product should be made less than 30 days before planting but prior to weed emergence. On coarse textured soils applications should not be made more than 2 weeks prior to planting.

Split application—Apply 60 percent of the recommended rate as a split application prior to weed emergence and no more than 45 days prior to planting and the remaining 40 percent at or immediately following planting but before crop emergence.

See the following table for recommended broadcast rates per acre for single and split applications.

BROADCAST RATE PER ACRE (QUARTS)**

SOIL TEXTURAL GROUP*	HARNESS XTRA
Coarse***	1.7 to 2.3
Medium	2.3 to 3.0
Fine	2.3 to 3.0

This product may also be tank mixed with 1.5 to 2 quarts per acre of Bladex or 1.5 to 2.0 quarts per acre of Extrazine II or 1 to 1.25 quarts per acre of Princep to provide improved control of fall panicum and crabgrass.

NOTE: Do not exceed a total of 1.6 pounds of atrazine per acre on highly erodible soils with less than 30 percent plant residue cover.

*Refer to the "SOIL TEXTURE" section of this label to determine the corresponding soil textural group for the soil to be treated.

**Use the higher rate in the recommended range in areas of heavy weed infestation.

***Refer to the "USE RESTRICTIONS" section of this label for restrictions.

If emerged weeds exist at planting, the application of a contact herbicide or tillage is recommended when possible to eliminate existing weeds.

Sequential application—Application of this product following Bladex or Princep should be utilized for the control of fall panicum, crabgrass or broadleaf signal grass. Apply 1.5 to 2 quarts per acre of Bladex or 1.5 to 2 quarts per acre of Extrazine II or 1 to 1.25 quarts per acre of Princep prior

9/8/49

to weed emergence and no more than 45 days prior to planting. At or immediately following planting, but before crop emergence, apply the recommended rate of this product.

Following application of Bladex, Extrazine II or Princep see the following table for recommended rates.

BROADCAST RATE PER ACRE (QUARTS)**

SOIL TEXTURAL GROUP*	HARNES XTRA
Coarse***	1.7
Medium	2.3
Fine	2.3 to 3.0

NOTE: Do not exceed a total of 1.6 pounds of atrazine per acre on highly erodible soils with less than 30 percent plant residue cover.

*Refer to the "SOIL TEXTURE" section of this label to determine the corresponding soil textural group for the soil to be treated.

**Use the higher rate in the recommended range in areas of heavy weed infestation.

***Refer to the "USE RESTRICTIONS" section of this label for restrictions.

When using Bladex 90 DF use equivalent rates. One quart of Bladex 4L equals 1.1 pounds of Bladex 90 DF. When using Extrazine II 90 DF use equivalent rates. One quart of Extrazine II 4L equals 1.1 pounds of Extrazine II 90 DF. When using Princep 90 DF use equivalent rates. One quart of Princep 4L equals 1.1 pounds of Princep 90 DF.

DO NOT use Bladex on coarse-textured soils or soils of less than 1 percent organic matter.

NOTE: LAND TREATED WITH PRINCEP SHOULD NOT BE PLANTED TO ANY CROP EXCEPT FOR CORN FOR ONE YEAR FOLLOWING TREATMENT AS CROP INJURY MAY OCCUR. AFTER HARVEST OF TREATED CROP, PLOW AND THOROUGHLY TILL THE SOIL IN THE FALL OR SPRING TO MINIMIZE POSSIBLE INJURY TO SPRING SEEDED ROTATIONAL CROPS.

If emerged weeds exist at planting, the application of a contact herbicide or tillage is recommended when possible to eliminate existing weeds.

®Harness is a registered trademark of Monsanto Company.

®Roundup is a registered trademark of Monsanto Company.

®Permit is a registered trademark of, and used under license from, Nissan Chemical Industries, Ltd.

™Surface Blend is a trademark of Monsanto Company.

49/49

- TMAccent is a trademark of E.I. duPont de Nemours and Company.
- TMAgisorb is a trademark of Oil Dri Corporation.
- TMBanvel is a trademark of Sandoz, Inc.
- TMBladex is a trademark of E.I. duPont de Nemours and Company.
- TMClarity is a trademark of Sandoz, Inc.
- TMContour is a trademark of American Cyanamid Company.
- TMExtrazine is a trademark of E.I. duPont de Nemours and Company.
- TMGramoxone is a trademark of a Zeneca Group Company.
- TMMP-79 is a trademark of Eagle Picher Industries.
- TMMarksman is a trademark of Sandoz, Inc.
- TMMicrocel is a trademark of Manville Products Corporation.
- TMPrincep is a trademark of Ciba-Geigy Corporation.
- TMProwl is a trademark of American Cyanamid Company.
- TM Pursuit is a trademark of American Cyanamid Company.
- TMResolve is a trademark of American Cyanamid Company.

©MONSANTO COMPANY 1996

MONSANTO COMPANY
THE AGRICULTURAL GROUP
ST. LOUIS, MISSOURI 63167