

Please read instructions on reverse before completing form. Form Approved. OMB No. 2070-0060. Approval expires 11-30-93

(A) 	United States Environmental Protection Agency Office of Pesticide Programs (H7505C) Washington, DC 20460	<input type="checkbox"/> Registration <input type="checkbox"/> Amendment <input checked="" type="checkbox"/> Other	OPP Identifier Number 200406
	Application for Pesticide:		

Section I

1. Company/Product Number Monsanto / 524-449	2. EPA Product Manager Robert J. Taylor	3. Proposed Classification <input checked="" type="checkbox"/> None <input type="checkbox"/> Restricted
4. Company/Product (Name) Expedite Grass & Weed Plus	PM# 25	
5. Name and Address of Applicant (Include ZIP Code) Monsanto Company 700 14th Street, N.W., #1100 Washington, D.C. 20005 <input type="checkbox"/> Check if this is a new address	6. Expedited Review. In accordance with FIFRA Section 3(c)(3) (b)(i), my product is similar or identical in composition and labeling to: EPA Reg. No. _____ Product Name _____	

Section II

<input type="checkbox"/> Amendment - Explain below	<input type="checkbox"/> Final printed labels in response to Agency letter dated _____
<input type="checkbox"/> Resubmission in response to Agency letter dated _____	<input type="checkbox"/> "Me Too" Application.
<input checked="" type="checkbox"/> Notification - Explain below.	<input type="checkbox"/> Other - explain below.

Explanation: Use additional page(s) if necessary. (For section I and Section II.)

NOTIFICATION

Submit revised labels to change chart and calibration settings for Expedite and Nomix lances. Change REI.

Section III

1. Material This Product Will Be Packaged In:					
Child-Resistant Packaging <input type="checkbox"/> Yes* <input checked="" type="checkbox"/> No	Unit Packaging <input checked="" type="checkbox"/> Yes <input type="checkbox"/> No	Water Soluble Packaging <input type="checkbox"/> Yes <input checked="" type="checkbox"/> No	2. Type of Container		
* Certification must be submitted.		If "Yes," Unit Package wgt. 1.32 gal; 1 gal; 750 ml	No. per container 1	If "Yes," Package wgt. 750 ml	<input type="checkbox"/> Metal <input type="checkbox"/> Plastic <input type="checkbox"/> Glass <input type="checkbox"/> Paper <input type="checkbox"/> Other (Specify) _____
3. Location of Net Contents Information		4. Size(s) of Retail Container		5. Location of Label Directions	
<input checked="" type="checkbox"/> Label <input type="checkbox"/> Container		1.32 gal; 1 gal; 750 ml		<input type="checkbox"/> On Label <input checked="" type="checkbox"/> On Labeling accompanying product	
6. Manner in Which Label Is Affixed To Product					
<input type="checkbox"/> Lithograph <input type="checkbox"/> Other (_____) <input type="checkbox"/> Paper glued <input type="checkbox"/> Stenciled					

Section IV

1. Contact Point (Complete items directly below for identification of individual to be contacted, if necessary, to process this application.)

Name Dr. Russell P. Schneider	Title Agricultural Regulation Director	Telephone No. (Include Area Code) (202) 783-2460
----------------------------------	---	---

Certification

I certify that the statements I have made on this form and all attachments thereto are true, accurate and complete. I acknowledge that any knowingly false or misleading statement may be punishable by fine or imprisonment or both under applicable law.

2. Signature 	3. Title Registration Manager
4. Typed Name Lydia A. Suba	5. Date 11/8/96

6. Date Application Received
 (Stamped)

3 7 19

EXPEDITE®
GRASS & WEED PLUS RESIDUAL HERBICIDE
by Monsanto
FOR NONSELECTIVE POSTEMERGENCE AND RESIDUAL CONTROL

Contains glyphosate, the active ingredient in Roundup® herbicide.

[The Roundup Logo]

Specially formulated for Expedite® and Nomix™ Application Equipment.

Complete Directions for Use

EPA Reg. No. 524-449

Covers from 14,000 to 19,000 square feet.

® Expedite and Multi Flow are registered trademarks of Nomix Chipman Limited, UK.

®Roundup is a registered trademark of Monsanto Company.

1993-1

875.15.400.06/52

©MONSANTO COMPANY 1993

MONSANTO COMPANY
AGRICULTURAL PRODUCTS
ST. LOUIS, MISSOURI 63167 U.S.A.
Read the entire label before using this product.

Use only according to label instructions.

4 8 19

Read "LIMIT OF WARRANTY AND LIABILITY" before buying or using. If terms are not acceptable, return at once unopened.

REFORMULATION OR REPACKAGING IS PROHIBITED.

PRECAUTIONARY STATEMENTS

Hazards to Humans (and Domestic Animals)

Keep out of reach of children.

CAUTION!

HARMFUL IF INHALED.
MAY CAUSE RESPIRATORY TRACT IRRITATION.

Avoid breathing vapor or spray mist.

Personal Protective Equipment:

Applicators and other handlers must wear:

- Long-sleeved shirt and long pants
- Shoes plus socks

Follow manufacturer's instructions for cleaning/maintaining PPE. If no such instructions for washables, use detergent and hot water. Keep and wash PPE separately from other laundry.

User Safety Recommendations:

User should:

- Wash hands before eating, drinking, chewing gum, using tobacco or using the toilet.
- Remove clothing immediately if pesticide gets inside. Then wash thoroughly and put on clean clothing.

FIRST AID: IF INHALED, remove individual to fresh air. Seek medical attention if breathing difficulty develops.

In case of an emergency involving this product,
Call Collect, day or night, (314) 694-4000.

Environmental Hazards

Do not apply directly to water or to areas where surface water is present, or to intertidal areas below the mean high water mark. Do not contaminate water when disposing of equipment cleaning solutions.

Physical or Chemical Hazards

Apply this product ONLY through ~~Expedite and Nomix~~ application equipment designed for its use. DO NOT STORE OR APPLY THIS PRODUCT IN ANY OTHER TYPE OF CONTAINER, PARTICULARLY GALVANIZED STEEL OR UNLINED STEEL CONTAINERS OR SPRAY TANKS. This product will react with such containers and tanks to produce hydrogen gas which may form a highly combustible gas mixture. This gas mixture could flash or explode, causing serious personal injury, if ignited by open flame, spark, welder's torch, lighted cigarette or other ignition source.

ACTIVE INGREDIENT:

* Glyphosate, N-(phosphonomethyl) glycine in the form of its isopropylamine salt	12.4 %
* Oryzalin, 3,5-dinitro-N ⁴ ,N ⁴ -dipropylsulfanilamide	11.8 %
INERT INGREDIENTS:	<u>75.8 %</u>
	100.0 %

Contains petroleum distillates.

- * Contains 125 grams per litre or 1.04 pounds per U.S. gallon of the active ingredient, glyphosate, in the form of its isopropylamine salt (Equivalent to 93 grams per litre or 0.77 pounds per U.S. gallon of the acid, glyphosate) and 120 grams per litre or 1.0 pounds per U.S. gallon of the active ingredient, oryzalin.

This product is protected by U.S. Patent No.4,405,531. Other patents are pending.

No license granted under any non-U.S. patent(s).

DIRECTIONS FOR USE

It is a violation of Federal law to use this product in any manner inconsistent with its labeling. For any requirements specific to your State or Tribe, consult the agency responsible for pesticide regulation.

6 7 19

AGRICULTURAL USE REQUIREMENTS

Use this product only in accordance with its labeling and with the Worker Protection Standard, 40 CFR part 170. This Standard contains requirements for the protection of agricultural workers on farms, forests, nurseries, and greenhouses, and handlers of agricultural pesticides. It contains requirements for training, decontamination, notification, and emergency assistance. It also contains specific instructions and exceptions pertaining to the statements on this label about personal protective equipment (PPE), and restricted-entry interval. The requirements in this box only apply to uses of this product that are covered by the Worker Protection Standard.

Do not apply this product in a way that will contact workers or other persons, either directly or through drift. Only protected handlers may be in the area during application.
Do not enter or allow worker entry into treated areas during the restricted entry interval (REI) of 24 ~~12~~-hours.

PPE required for early entry to treated areas that is permitted under the Worker Protection Standard and that involves contact with anything that has been treated, such as plants, soil, or water, are:

- coveralls
- waterproof gloves
- shoes plus socks

Storage and Disposal

Do not contaminate water, foodstuffs, feed or seed by storage or disposal.

STORAGE:

Store this product between 32°F and 100°F in its original container and in a secured storage area.

7 7 19

DISPOSAL:

Wastes resulting from the use of this product that cannot be used or chemically reprocessed should be disposed of in a landfill approved for pesticide disposal or in accordance with applicable Federal, state or local procedures.

Emptied container retains vapor and product residue. Observe all labeled safeguards until container is destroyed. Do not reuse container.

When container is completely emptied, puncture and dispose of in a sanitary landfill, or by incineration, or, if allowed by state and local authorities, by burning. If burned, stay out of smoke.


General Information

This product is a mixture of a nonselective postemergence and a selective preemergence weed killer. Visible symptoms of postemergence control may require a week or more to appear, with complete browning usually occurring in 1 to 4 weeks. Symptoms are a gradual wilting and yellowing of the treated plant foliage followed by browning and deterioration of both shoots and roots.

The preemergence portion of this product will remain stable on the soil surface up to 21 days. In the absence of timely rainfall for activation, irrigation can be used to move this product into the soil surface. If this product is not activated by rainfall or irrigation within 21 days of application, erratic preemergence weed control may result.

THIS PRODUCT IS FOR NON-RESIDENTIAL USE ONLY such as commercial, industrial, and noncropland vegetation management in areas such as airports, Christmas tree plantations, ditchbanks, farmsteads, fencerows, greenhouses, golf courses, highways and roadsides, industrial plant sites, institutional sites, municipalities, lawns, lumberyards, nurseries, nonbearing trees and vines, parking areas, parks, playgrounds, petroleum tank farms, pipeline, power, telephone and utility rights-of-way, railroads, schools, storage areas and similar sites.

This product may be used as a directed application to control undesirable vegetation growing around established ornamentals, trees or shrubs. To avoid injury on desirable plants, prevent spray or drift contact with foliage, stems or green (immature) tree bark.



8 9 19

Revised Label for Grass & Weed Plus 1.32 gallon label, compared with
EPA Approved 24-Mar-94 as G&WPNEW.SLT

Produced: October 5, 1995

Do not apply this product where the likelihood of runoff onto lawn areas containing dichondra or cool-season turfgrass species exist as severe injury may occur.

Reseeding of desirable species should be delayed by 120 days following an application of this product.

Rainfall or irrigation within 2 hours after application may wash the product off plant foliage resulting in reduced postemergence activity.

THIS PRODUCT CAN INJURE OR DESTROY ALL VEGETATION CONTACTED. AVOID SPRAY CONTACT WITH THE FOLIAGE OF DESIRABLE TURF, ORNAMENTALS, SHRUBS OR TREES. DO NOT APPLY OVER THE TOP OF DESIRABLE PLANTS.


How to Apply

Apply this product as a uniform spray over the foliage of undesirable vegetation. Avoid applications during windy conditions, as spray drift or swath displacement may cause damage to any vegetation contacted. Use only Expedite and Nomix application equipment when applying this product.

To select general flow rate settings for applying this product, use the Set-N-Spray settings listed in the following application guide. The letters followed by a number (A1...G5) represent equipment settings for flow rates within the application range recommended for this product. If calibration is desired to obtain equipment settings, see the "HOW TO CALIBRATE" section of this label.

A range of application rates are represented in the following application guide. Use the higher rate in the range on established perennial weeds or where longer residual control is needed. For best results, make applications before weeds are allowed to form a dense canopy.

When the desired head setting is obtained, install the spinner as indicated in the following guide. Best results are obtained when the spinner is producing a uniform spray pattern. This is obtained by holding the lance head as close as practical to the top of the weed canopy (less than 4 inches) and increasing the spinner speed to obtain the correct swath width.



9 7 19

INSTRUCTIONS FOR SETTING UP AND CALIBRATION OF COMPACT MARK I AND EXPEDITE/SUPERPRO™

EXPEDITE® GRASS & WEED PLUS RESIDUAL HERBICIDE EXPEDITE/SUPERPRO APPLICATION GUIDE

SET-N-SPRAY SETTINGS

SPINNER TYPE	SPRAY SWATH WIDTH	WALKING SPEED			
		1.5 MPH	2.0 MPH	2.5 MPH	3.0 MPH
Spiral Spinner	6"	A4 to B1	B1 to B3	B2 to B4	B4 to C1
	12"	B4 to C1	C1 to C4	C3 to D2	C5 to E1
Square Spinner	18"	C2 to C5	C5 to E1	D4 to F4	E4 to G5
	24"	C5 to E1	E1 to G1	F4 to *	G5 to *
Serrated Spinner	30"	D5 to F3	F3 to *	G5 to *	*
	36"	E4 to G5	G5 to *	*	*

The recommended rate range for this product represents 6 to 8 pounds total active ingredient or 3 to 4 gallons of product per acre.

* The flow rate through the equipment is not adequate to apply the recommended rates at these walking speed and swath width combinations.

10 7 19

**EXPEDITE® GRASS & WEED PLUS RESIDUAL HERBICIDE
COMPACT MARK I APPLICATION GUIDE**

SET-N-SPRAY SETTINGS

SPINNER TYPE	SPRAY SWATH WIDTH	<u>WALKING SPEED</u> 2.25 MPH
Spiral Spinner	6"	B3 to B5
	12"	C3 to D4
Square Spinner	18"	D5 to G1
	24"	F5 to *


The recommended rate range for this product represents 6 to 8 pounds total active ingredient or 3 to 4 gallons of product per acre.

* The flow rate through the equipment may not be adequate to apply the recommended rates at these walking speed and swath width combinations.

11 7 19

HOW TO CALIBRATE THE EXPEDITE/SUPERPRO AND COMPACT MKI

1. Determine the proper Multi Flow units required from the following calibration guide. The number of Multi Flow units required is where the swath width row intersects the walking speed column. For example, for the Expedite/Superpro at a 1.5 mph walking speed and a 12" swath width, 22 to 29 Multi Flow units are recommended.
2. Before calibrating, the lance must be primed to remove trapped air. To prime the lance, set the head setting to G+ and depress the trigger until all air is removed from the lance. Priming must be done with the head of the lance held above the handle but below the level of the product container.
3. Remove the spinner and attach the Calibration Flow Cup.
4. For the initial calibration check, set the equipment within the range of Set-N-Spray settings listed in the application guide in the "HOW TO APPLY" section. Lower the lance head to the spraying position, depress the trigger for 30 seconds and compare the measured volume to the desired Multi Flow units.
5. To remove the product from the Calibration Flow Cup, raise the lance above head level and depress the trigger long enough to allow the product to flow back into the lance. Do not allow air to reenter the lance. If air enters the lance, it must be reprimed.
6. If required, adjust the head setting and repeat the process until the desired Multi Flow units are obtained.
7. When the desired head setting is obtained, remove the Calibration Flow Cup and reattach the desired spinner and follow the instructions in the "HOW TO APPLY" section on how to spray this product.



12 7 19

Revised Label for Grass & Weed Plus 132 gallon label, compared with
EPA Approved 24-Mar-94 as G&WPNEW.SLT

Produced: October 5, 1995

**EXPEDITE® GRASS & WEED PLUS RESIDUAL HERBICIDE
EXPEDITE/SUPERPRO CALIBRATION GUIDE**

30 SECOND MULTI FLOW® MEASUREMENTS*

SPINNER TYPE	SPRAY SWATH WIDTH	WALKING SPEED			
		1.5 MPH	2.0 MPH	2.5 MPH	3.0 MPH
Spiral Spinner	6"	11 to 14	14 to 19	18 to 24	22 to 29
	12"	22 to 29	29 to 38	36 to 48	43 to 57
Square Spinner	18"	32 to 43	43 to 57	54 to 72	65 to 86
	24"	43 to 57	57 to 76	72 to 96**	86 to 115**
Serrated Spinner	30"	53 to 71	71 to 94**	90 to 118**	106 to 141**
	36"	65 to 86	86 to 114**	108 to 144**	129 to 173**

The recommended rate range for this product represents 6 to 8 pounds total active ingredient or 3 to 4 gallons of product per acre.

* One Multi Flow equals 0.8 Milliliter.

** The flow rate through the equipment may not be adequate to apply the recommended rates at these walking speed and swath width combinations.

13 7 19

Revised Label for Grass & Weed Plus 1.32 gallon label, compared with
EPA Approved 24-Mar-94 as G&WPNEW.SLT

Produced: October 5, 1995

EXPEDITE® GRASS & WEED PLUS RESIDUAL HERBICIDE
COMPACT MARK I CALIBRATION GUIDE
30 SECOND MULTI FLOW® MEASUREMENT*

SPINNER TYPE	SPRAY SWATH WIDTH	<u>WALKING SPEED</u> 2.25 MPH
	6"	16 to 22
Spiral Spinner	12"	32 to 43
Square Spinner	18"	48 to 65
	24"	63 to 85**

The recommended rate range for this product represents 6 to 8 pounds total active ingredient or 3 to 4 gallons of product per acre.

* One Multi Flow equals 0.8 Milliliter.

** The flow rate through the equipment may not be adequate to apply the recommended rates at these walking speed and swath width combinations.

14 7 19

INSTRUCTIONS FOR THE SETTING UP AND CALIBRATION
OF THE NOMIX 700/COMPACT MARK II

EXPEDITE® GRASS & WEED PLUS HERBICIDE
NOMIX 700/COMPACT MARK II
SET-N-SPRAY SETTINGS AND CALIBRATION GUIDE

WALKING SPEED 1.1 YARDS/SEC (2.25 MPH)

SPINNER TYPE	SPRAY SWATH WIDTH	CALIBRATION TIME
		11 (secs) 8
Spiral Spinner	6"	D4 to E4 C4 to D2
	12"	G1 to G3 E4 to F4
Square Spinner	18"	G5 to * G2 to *

The recommended rate range for this product represents 6 to 8 pounds total active ingredient or 3 to 4 gallons of product per acre.

* The flow rate through the equipment is not adequate to apply the recommended rates at these walking speed and swath width combinations.

15 7 19

CALIBRATION INSTRUCTIONS FOR NOMIX 700/COMPACT MARK II

HOW TO CALIBRATE


1. Determine the proper flow rate setting required from the above Calibration guide. The flow rate setting required is where the swath width row intersects the Set-N-Spray column. For example, for a 12" swath width with the Nomix 700/Compact Mark II, settings between G1 to G3E4 to F4 are recommended.
2. Note the time required for calibration as shown above the required Flow Rate setting column. For example, for applying at the maximum rate, a calibration time of 8 seconds is required.
3. Before calibrating, the lance must be primed to remove trapped air. To prime the lance, set the Flow Rate control to G+ and depress the trigger until all air is removed from the lance. Priming must be done with the head of the lance held lower than the product container.
4. Remove the spinner and attach the Calibration Flow Cup.
5. Prime the Calibration Flow Cup by lowering the lance into the spraying position, depressing the trigger for 5 seconds. Raise the spray head to head level and depress the trigger to allow the product to flow back to the zero line of the Calibration Flow Cup.
6. Lower the lance head to the spraying position, depress the trigger for the required calibration time and check the measured volume matches the desired spray swath width line on the Calibration Flow Cup.
7. If the measured volume does not match the line, adjust the Flow Rate control up or down and repeat the process until the desired volume is obtained.
8. To remove the product from the Calibration Flow Cup, raise the spray head to head height and depress the trigger to allow the Calibration Flow Cup to empty. Do not allow air to reenter the lance. If air enters the lance, ie. the Flow Rate window empties, the lance must be reprimed.
9. When the desired flow rate is obtained, remove the Calibration Flow Cup and reattach the desired spinner and follow the instructions in the "HOW TO APPLY" section on how to spray this product.

16 7 19

CLEANING OF EQUIPMENT

The Expedite and Nomix application equipment must be cleaned after each use and prior to storage. Use Expedite or Nomix cleaner to remove residues of this product. To clean the lance, connect the lance to the cleaner box, set the head setting to G+ and let the cleaner flow until it runs clear. Disconnect the lance from the cleaner box and remove the remaining cleaner from the lance. Do not drain cleaner back into the box. With extended use of this product, periodic cleaning of the lance head cap is recommended to prevent product buildup. Follow the procedure outlined in the equipment operating instructions for removing and replacing the head cap. Failure to properly clean the equipment may result in equipment failure or injury to subsequently treated desirable vegetation. After thorough cleaning, equipment may be used to apply other products, especially formulated for use in Expedite and Nomix application equipment.

Wastes resulting from the use or cleaning of equipment that cannot be used or chemically reprocessed should be disposed of in accordance with applicable Federal, state or local procedures. See the "Storage and Disposal" section of this label for more information.



WEEDS CONTROLLED

When applied as recommended under the conditions described, this product provides POSTEMERGENCE control of many grasses and broadleaf weeds, including the following:

- Bahiagrass
- Barnyardgrass
- Bentgrass
- Bermudagrass*
- Bindweed, field*
- Bluegrass, annual
- Brome, Downy
- Bromegrass, smooth
- Cheat
- Chickweed
- Clover: red, white
- Crabgrass
- Dallisgrass
- Dandelion
- Dock, curly
- Foxtail
- Geranium, Carolina
- Goosegrass
- Lambsquarters, common

- Fescues
- Johnsongrass
- Lettuce, prickly
- Nutsedge: purple, yellow
- Mustard, tansy
- Orchardgrass
- Quackgrass
- Pennycress, field
- Pigweed: redroot, smooth
- Ragweed, common
- Ryegrass: annual, perennial
- Sandbur, field
- Shepherdspurse
- Sowthistle
- Stinkgrass
- Thistle, Canada
- Timothy
- Vaseygrass

*Partial control

When applied as recommended under the conditions described, this product provides
PREEMERGENCE control of many broadleaf and grass weeds, including the following:

- | | |
|-------------------------------------|------------------------|
| Barley, little | Morningglory* |
| Barnyardgrass | Mustard: black, wild* |
| Bittercress | Nightshade, black* |
| Bluegrass, annual | Oat, wild |
| Brachiaria | Panicum: fall, Texas |
| Carpetgrass | Pigweed: prostrate, |
| Chickweed, common | redroot, rough, |
| Crabgrass: large, smooth | spring, tumble |
| Crowfootgrass | Puncturevine |
| Cupgrass, southwestern | Purslane, common |
| Fiddleneck, coast | Pusley, Florida |
| Filaree: redstem, whitestem | Ragweed, common* |
| Foxtail: bottlegrass, bristlegrass, | Rocket, London |
| giant, green, robust, yellow | Rockpurslane, desert |
| Groundsel, common | Ryegrass, annual |
| Henbit | Sandbur, field |
| Horseweed* | Shepherdspurse |
| Johnsongrass(seedling only) | Smartweed* |
| Junglerice | Sowthistle* |
| Knotweed, prostrate | Sprangletop, red |
| Ladysthumb* | Spurge, prostrate |
| Lambsquarter | Spurge, spotted* |
| Lettuce, prickly* | Teaweed(Prickly sida)* |
| Lovegrass: Mexican, orcutt | Velvetleaf* |
| Mallow, common* | Wheat, volunteer |
| Milkweed, climbing* | Witchgrass |
| | Woodsorrel, yellow |

* This product provides suppression of these species.

19 7 19

LIMIT OF WARRANTY AND LIABILITY

This Company warrants that this product conforms to the chemical description on the label and is reasonably fit for the purposes set forth in the Complete Directions for Use ("Directions") when used in accordance with those Directions under the conditions described therein. **NO OTHER EXPRESS WARRANTY OR IMPLIED WARRANTY OF FITNESS FOR PARTICULAR PURPOSE OR MERCHANTABILITY IS MADE.** This warranty is also subject to the conditions and limitations stated herein.

Buyers and all users shall promptly notify this Company of any claims whether based in contract, negligence, strict liability, other tort or otherwise.

Buyer and all users are responsible for all loss or damage from use or handling which results from conditions beyond the control of this Company, including, but not limited to, incompatibility with products other than those set forth in the Directions, application to or contact with desirable vegetation, unusual weather, weather conditions which are outside the range considered normal at the application site and for the time period when the product is applied, as well as weather conditions which are outside the application ranges set forth in the Directions, application in any manner not explicitly set forth in the Directions, moisture conditions outside the moisture range specified in the Directions, or the presence of products other than those set forth in the Directions in or on the soil, crop or treated vegetation.

THE EXCLUSIVE REMEDY OF THE USER OR BUYER, AND THE LIMIT OF THE LIABILITY OF THIS COMPANY OR ANY OTHER SELLER FOR ANY AND ALL LOSSES, INJURIES OR DAMAGES RESULTING FROM THE USE OR HANDLING OF THIS PRODUCT (INCLUDING CLAIMS BASED IN CONTRACT, NEGLIGENCE, STRICT LIABILITY, OTHER TORT OR OTHERWISE) SHALL BE THE PURCHASE PRICE PAID BY THE USER OR BUYER FOR THE QUANTITY OF THIS PRODUCT INVOLVED, OR, AT THE ELECTION OF THIS COMPANY OR ANY OTHER SELLER, THE REPLACEMENT OF SUCH QUANTITY, OR, IF NOT ACQUIRED BY PURCHASE, REPLACEMENT OF SUCH QUANTITY. IN NO EVENT SHALL THIS COMPANY OR ANY OTHER SELLER BE LIABLE FOR ANY INCIDENTAL, CONSEQUENTIAL OR SPECIAL DAMAGES.

Buyer and all users are deemed to have accepted the terms of this LIMIT OF WARRANTY AND LIABILITY which may not be varied by any verbal or written agreement.

® Expedite and Multi Flow are registered trademarks of Nomix Chipman Limited, UK.
NOMIX and SUPERPRO are trademarks of Nomix Chipman Limited, UK.

EPA Reg. No. 524-449

© MONSANTO COMPANY 1993

In case of a human health emergency involving this product,
Call Collect, day or night, (314) 694-4000.

MONSANTO COMPANY
AGRICULTURAL PRODUCTS
ST. LOUIS, MISSOURI 63167 U.S.A.