

AVOID CONTACT WITH FOLIAGE, GREEN STEMS, EXPOSED
NON-WOODY ROOTS OR FRUIT OF CROPS,
DESIRABLE PLANTS AND TREES, SINCE SEVERE INJURY
OR DESTRUCTION MAY RESULT.

Carefully follow detailed instructions in label booklet.

Read the entire label before using this product.

Use only according to label instructions.

Read "LIMIT OF WARRANTY AND LIABILITY", which
appears in the label booklet, before buying or using. If
terms are not acceptable, return at once unopened.

The contents of this container may not be REFORMU-
LATED, nor, except in accordance with the Monsanto
Repackaging Agreement, REPACKAGED.

PRECAUTIONARY STATEMENTS

Hazards to Humans
and Domestic Animals

Keep out of reach of children.

WARNING! AVISO!

Si usted no entiende la etiqueta, busque a alguien para
que se la explique a usted en detalle. (If you do not under-
stand the label, find someone to explain it to you in detail.)

CAUSES SUBSTANTIAL BUT TEMPORARY EYE INJURY.
HARMFUL IF SWALLOWED OR INHALED.

Do not get in eyes or on clothing.

Avoid breathing vapor or spray mist.

FIRST AID: IF IN EYES, Immediately hold eyelids open
and flush with plenty of water for at least 15 minutes.
Get medical attention.

IF INHALED, remove individual to fresh air. If not
breathing, give artificial respiration, preferably mouth-
to-mouth. Get medical attention.

IF SWALLOWED, this product will cause gastrointestinal
tract irritation. Immediately dilute by swallowing water or
milk. Get medical attention. NEVER GIVE ANYTHING BY
MOUTH TO AN UNCONSCIOUS PERSON.

Personal Protective Equipment

Applicators and other handlers must wear long-sleeved
shirt and long pants, shoes plus socks, and protective
eyewear. Discard clothing and other absorbent materi-
als that have been drenched or heavily contaminated
with this product's concentrate. Do not reuse them.
Follow manufacturer's instructions for cleaning/main-
taining PPE. If no such instructions for washables, use
detergent and hot water. Keep and wash PPE separate-
ly from other laundry.

When handlers use closed systems, enclosed cabs, or
aircraft in a manner that meets the requirements listed
in Worker Protection Standard (WPS) for agricultural
pesticides [40 CFR 170.240 (d) (1-6)], the handler PPE
requirements may be reduced or modified as specified
in the WPS.

User Safety Recommendations:

Users should:

- Wash hands before eating, drinking, chewing
gum, using tobacco or using the toilet.
- Remove clothing immediately if pesticide gets
inside. Then wash thoroughly and put on clean
clothing.

In case of an emergency involving this product,
Call Collect, day or night, (314) 694-4000.

Environmental Hazards

Do not apply directly to water, to areas where surface
water is present or to intertidal areas below the mean
high water mark. Do not contaminate water when dis-
posing of equipment washwaters.

Physical or Chemical Hazards

Spray solutions of this product should be mixed,
stored and applied using only stainless steel, alumi-
num, fiberglass, plastic or plastic-lined steel containers.

DO NOT MIX, STORE OR APPLY THIS PRODUCT OR
SPRAY SOLUTIONS OF THIS PRODUCT IN GALVA-
NIZED STEEL OR UNLINED STEEL (EXCEPT STAIN-
LESS STEEL) CONTAINERS OR SPRAY TANKS. This
product or spray solutions of this product react with
such containers and tanks to produce hydrogen gas
which may form a highly combustible gas mixture. This
gas mixture could flash or explode, causing serious per-
sonal injury, if ignited by open flame, spark, welder's
torch, lighted cigarette or other ignition source.

DIRECTIONS FOR USE

It is a violation of Federal law to use this product in any
manner inconsistent with its labeling. For any require-
ments specific to your State or Tribe, consult the
agency responsible for pesticide regulations.

Agricultural Use Requirements

Use this product only in accordance with its label-
ing and with the Worker Protection Standard, 40
CFR part 170. Refer to supplemental labeling under
"Agricultural Use Requirements" in the Directions
for Use section for information about this standard.

Non-Agricultural Use Requirements

The requirements in this box apply to uses of this
product that are NOT within the scope of the
Worker Protection Standard for agricultural pesti-
cides (40 CFR Part 170). The WPS applies when
this product is used to produce agricultural plants
on farms, forests, nurseries or greenhouses.

Keep people and pets off treated areas until spray
solution has dried to prevent transfer of this prod-
uct onto desirable vegetation.

Storage and Disposal

Do not contaminate water, foodstuffs, feed or seed by
storage or disposal.

DISPOSAL: Wastes resulting from the use of this prod-
uct that cannot be used or chemically reprocessed
should be disposed of in a landfill approved for pesti-
cide disposal or in accordance with applicable Federal,
state or local procedures.

Emptied container retains vapor and product residue.
Observe all labeled safeguards until container is
cleaned, reconditioned or destroyed.

Triple rinse emptied bulk container. Then offer for recy-
cling or reconditioning, or dispose of in a manner
approved by state and local authorities.

(See label booklet for Complete Directions for Use.)

ACTIVE INGREDIENT:

*Glyphosate, N-(phosphonomethyl)glycine,
in the form of its isopropylamine salt.....41.0%
INERT INGREDIENTS:59.0%
100.0%

*Contains 480 grams per litre or 4 pounds per U.S.
gallon of the active ingredient glyphosate, in the form
of its isopropylamine salt. Equivalent to 356 grams
per litre or 3 pounds per U.S. gallon of the acid,
glyphosate.

This product is protected by U.S. Patent No. 4,405,531.
Other patents pending. No license granted under any
non-U.S. patent(s).

*Roundup is a registered trademark of Monsanto
Company.

EPA Reg. No. 524-445

©MONSANTO COMPANY 1994



EPA Est. 524-LA-1; EPA Est. 524-NC-1; EPA Est. 33270-IA-01



LOT NO.

PACKER

NET

GAL

MONSANTO COMPANY • AGRICULTURAL PRODUCTS • ST. LOUIS, MISSOURI 63167 U.S.A.

21001S1-29/53X3

PM 25
524-445
11-17-97
1 of 5

ACCEPTED


NOV 17 1997

Under the Federal Insecticide,
Fungicide, and Rodenticide Act,
as amended, for the pesticide
registered at:
EPA Reg. No. 524-465

RESULTING FROM THE USE OR HANDLING OF THIS PRODUCT (INCLUDING CLAIMS BASED IN CONTRACT, NEGLIGENCE, STRICT LIABILITY, OTHER TORT OR OTHERWISE) SHALL BE THE PURCHASE PRICE PAID BY THE USER OR BUYER FOR THE QUANTITY OF THIS PRODUCT INVOLVED, OR, AT THE ELECTION OF THIS COMPANY OR ANY OTHER SELLER, THE REPLACEMENT OF SUCH QUANTITY, OR, IF NOT ACQUIRED BY PURCHASE, REPLACEMENT OF SUCH QUANTITY. IN NO EVENT SHALL THIS COMPANY OR ANY OTHER SELLER BE LIABLE FOR ANY INCIDENTAL, CONSEQUENTIAL OR SPECIAL DAMAGES.

Buyer and all users are deemed to have accepted the terms of this LIMIT OF WARRANTY AND LIABILITY which may not be varied by any verbal or written agreement.

EPA Est. (L) 524-LA-1 or (M) 524-IA-1
Lot number prefix L or M indicates appropriate establishment number.



Water soluble herbicide for selective control of many annual and perennial weeds.
Carefully follow directions in attached labeling.

Avoid contact with foliage, green stems, exposed non-woody roots or fruit of crops, desirable plants and trees, since severe injury or destruction may result.

Keep out of reach of children.

WARNING! Read precautions on back panel.
AVISO!

Si usted no entiende la etiqueta, busque a alguien para que se la explique a usted en detalle. (If you do not understand the label, find someone to explain it to you in detail.)

Carefully read entire "LIMIT OF WARRANTY AND LIABILITY", contained in the label booklet, before buying or using. If terms are not acceptable, return at once unopened.

Read the entire label before using this product. Use only according to label instructions. REFORMULATION OR REPACKAGING IS PROHIBITED.

ACTIVE INGREDIENT
*Glyphosate, N-(phosphoryl)-glycine, in the form of isopropylamine
INERT INGREDIENTS

*Contains 480 grams of active ingredient per U.S. gallon of the active ingredient in the form of isopropylamine equivalent to 356 g per U.S. gallon of the active ingredient.

This product is registered under U.S. Patent No. 4,405,531. Other patents and license granted under U.S. Patent No. 4,405,531.
©MONSANTO COMPANY

 MONSANTO
ST. LOUIS, MO

*Registered trademark

NET

EPA Reg. No. 524-4



(Continued from back panel)

Agricultural Use Requirements

Use this product only in accordance with its labeling and with the Worker Protection Standard, 40 CFR part 170. Refer to supplemental labeling under "Agricultural Use Requirements" in the Directions for Use section for information about this standard.

DIRECTIONS FOR USE

It is a violation of Federal law to use this product in any manner inconsistent with its labeling. For any requirements specific to your State or Tribe, consult the agency responsible for pesticide regulations.

Non-Agricultural Use Requirements

The requirements in this box apply to uses of this product that are NOT within the scope of the Worker Protection Standard for agricultural pesticides (40 CFR Part 170). The WPS applies when this product is used to produce agricultural plants on farms, forests, nurseries or greenhouses. Keep people and pets off treated areas until spray solution has dried.

3 of 5

Storage and Disposal

Do not contaminate water, foodstuffs, feed or seed by storage or disposal.

DISPOSAL: Wastes resulting from the use of this product that cannot be used or chemically reprocessed should be disposed of in a landfill approved for pesticide disposal or in accordance with applicable Federal, state, or local procedures.

Emptied container retains vapor and product residue. Observe all labeled safeguards until container is destroyed.

Do not reuse container. Triple rinse container, then puncture and dispose of in a sanitary landfill, or by incineration, or, if allowed by state and local authorities, by burning. If burned, stay out of smoke.

(See label booklet for Complete Directions for Use)

For more product information,
call toll-free 1-800-332-3111.

PRECAUTIONARY STATEMENTS

Hazards to Humans and Domestic Animals

Keep out of reach of children.

WARNING! AVISO!

Si usted no entiende la etiqueta, busque a alguien para que se la explique a usted en detalle. (If you do not understand the label, find someone to explain it to you in detail.)

CAUSES SUBSTANTIAL BUT TEMPORARY EYE INJURY. HARMFUL IF SWALLOWED OR INHALED. Do not get in eyes or on clothing. Avoid breathing vapor or spray mist.

FIRST AID: IF IN EYES, Immediately hold eyelids open and flush with plenty of water for at least 15 minutes. Get medical attention.

IF INHALED, remove individual to fresh air. If not breathing, give artificial respiration, preferably mouth-to-mouth. Get medical attention.

IF SWALLOWED, this product will cause gastrointestinal tract irritation. Immediately dilute by swallowing water or milk. Get medical attention. NEVER GIVE ANYTHING BY MOUTH TO AN UNCONSCIOUS PERSON.

DOMESTIC ANIMALS: This product is considered to be relatively nontoxic to dogs and other domestic animals; however, ingestion of this product or large amounts of freshly sprayed vegetation may result in temporary gastrointestinal irritation (vomiting, diarrhea, colic, etc.). If such symptoms are observed, provide the animal with plenty of fluids to prevent dehydration. Call a veterinarian if symptoms persist for more than 24 hours.

Personal Protective Equipment (PPE)

Applicators and other handlers must wear: long-sleeved shirt and long pants, shoes plus socks, and protective eyewear. Discard clothing and other absorbent materials that have been drenched or heavily contaminated with this product's concentrate. Do not reuse them. Follow manufacturer's instructions for cleaning/maintaining PPE. If no such instructions for washables, use detergent and hot water. Keep and wash PPE separately from other laundry.

When handlers use closed systems, enclosed cabs, or aircraft in a manner that meets the requirements listed in the Worker Protection Standard (WPS) for agricultural pesticides [40 CFR 170.240 (d) (4-6)], the handler PPE requirements may be reduced or modified as specified in the WPS.

User Safety Recommendations:

Users should:

- Wash hands before eating, drinking, chewing gum, using tobacco, or using the toilet.
- Remove clothing immediately if pesticide gets inside. Then wash thoroughly and put on clean clothing.

In case of an emergency

Call Collect, day or night

Environmental Hazards

Do not apply directly to water, or to areas where water is present or to intertidal areas. Do not contaminate high water mark. Do not contaminate surface water. Do not contaminate equipment wash.

Physical or Chemical Hazards

Spray solutions of this product should be stored and applied using minimum, fiberglass, plastic containers.


DO NOT MIX, STORE OR SPRAY SOLUTIONS OF THIS PRODUCT IN UNLINED STEEL OR UNLINED STEEL CONTAINERS. Do not mix this product or spray solutions with other chemicals in such containers and tanks which may form a mixture. This gas mixture could cause serious personal injury, fire, explosion, spark, welder's torch, light source.

(Continued on next page)

**LIMIT OF WARRANTY
AND LIABILITY**

This Company warrants that this product conforms to the chemical description on the label and is reasonably fit for the purposes set forth in the Complete Directions for Use label booklet ("Directions") when used in accordance with those Directions under the conditions described therein. NO OTHER EXPRESS WARRANTY OR IMPLIED WARRANTY OF FITNESS FOR PARTICULAR PURPOSE OR MERCHANTABILITY IS MADE. This warranty is also subject to the conditions and limitations stated herein and additional conditions and limitations fully stated in the label booklet.

THE EXCLUSIVE REMEDY OF THE USER OR BUYER, AND THE LIMIT OF THE LIABILITY OF THIS COMPANY OR ANY OTHER SELLER FOR ANY AND ALL LOSSES, INJURIES OR DAMAGE



0 70183 5

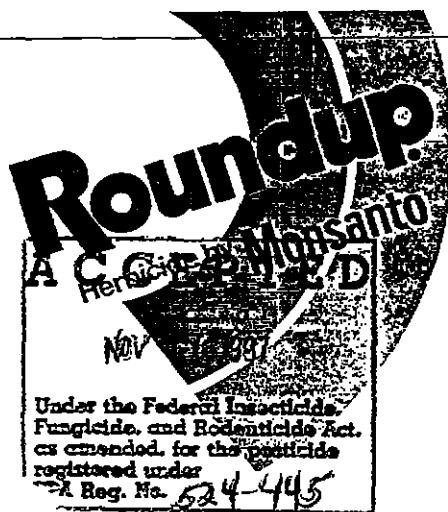
5015

7M25

524-445

11-17-97

1 of 46



Complete Directions for Use

EPA Reg. No. 524-445

AVOID CONTACT WITH FOLIAGE, GREEN STEMS, EXPOSED NON-WOODY ROOTS OR FRUIT OF CROPS, DESIRABLE PLANTS AND TREES, SINCE SEVERE INJURY OR DESTRUCTION MAY RESULT.

*Roundup is a registered trademark of Monsanto Company.

1996-1

2100102-28/53

2 of 46

Roundup

Herbicide by Monsanto

Complete Directions for Use

EPA Reg. No. 524-445

AVOID CONTACT WITH FOLIAGE, GREEN STEMS, EXPOSED NON-WOODY ROOTS OR FRUIT OF CROPS, DESIRABLE PLANTS AND TREES, SINCE SEVERE INJURY OR DESTRUCTION MAY RESULT.

*Roundup is a registered trademark of Monsanto Company.

1996-1

21001U2-28/53

Read each of these sections of this label for essential product performance information.

USE THESE CONVENIENT SECTION MARKERS.

TREE AND VINE CROPS	MINIMUM TILLAGE	CROPPING SYSTEMS	NONCROP USES	WEEDS CONTROLLED	MIXING, ADDITIVES AND APPLICATION INSTRUCTIONS	GENERAL INFORMATION
---------------------	-----------------	------------------	--------------	------------------	--	---------------------

Read the entire label before using this product.

Use only according to label instructions.

Read "LIMIT OF WARRANTY AND LIABILITY" before buying or using. If terms are not acceptable, return at once unopened.

REFORMULATION IS PROHIBITED. SEE INDIVIDUAL CONTAINER LABEL FOR REPACKAGING LIMITATIONS.

LIMIT OF WARRANTY AND LIABILITY

This Company warrants that this product conforms to the chemical description on the label and is reasonably fit for the purposes set forth in the Complete Directions for Use label booklet ("Directions") when used in accordance with these Directions under the conditions described therein. NO OTHER EXPRESS WARRANTY OR IMPLIED WARRANTY OF FITNESS FOR PARTICULAR PURPOSE OR MERCHANTABILITY IS MADE. This warranty is also subject to the conditions and limitations stated herein.

Buyer and all users shall promptly notify this Company of any claims whether based in contract, negligence, strict liability, other tort or otherwise.

Buyer and all users are responsible for all loss or damage from use or handling which results from conditions beyond the control of this Company, including, but not limited to, incompatibility with products other than those set forth in the Directions, application to or contact with desirable vegetation, unusual weather, weather conditions which are outside the range considered normal at the application site and for the time period when the product is applied, as well as weather conditions which are outside the application ranges set forth in the Directions, application in any manner not explicitly set forth in the Directions, moisture conditions outside the moisture range specified in the Directions, or the presence of products other than those set forth in the Directions in or on the soil, crop or treated vegetation.

THE EXCLUSIVE REMEDY OF THE USER OR BUYER, AND THE LIMIT OF THE LIABILITY OF THIS COMPANY OR ANY OTHER SELLER FOR ANY AND ALL LOSSES, INJURIES OR DAMAGES RESULTING FROM THE USE OR HANDLING OF THIS PRODUCT (INCLUDING CLAIMS BASED IN CONTRACT, NEGLIGENCE, STRICT LIABILITY, OTHER TORT OR OTHERWISE) SHALL BE THE PURCHASE PRICE PAID BY THE USER OR BUYER FOR THE QUANTITY OF THIS PRODUCT INVOLVED, OR, AT THE ELECTION OF THIS COMPANY OR ANY OTHER SELLER, THE REPLACEMENT OF SUCH QUANTITY, OR, IF NOT ACQUIRED BY PURCHASE, REPLACEMENT OF SUCH QUANTITY. IN NO EVENT SHALL THIS COMPANY OR ANY OTHER SELLER BE LIABLE FOR ANY INCIDENTAL, CONSEQUENTIAL OR SPECIAL DAMAGES.

Buyer and all users are deemed to have accepted the terms of this LIMIT OF WARRANTY AND LIABILITY which may not be varied by any verbal or written agreement.

	4
LIMIT OF WARRANTY AND LIABILITY	2
PRECAUTIONARY STATEMENTS	5, 6
ENVIRONMENTAL HAZARDS	6
INGREDIENTS	6
STORAGE AND DISPOSAL	8
GENERAL INFORMATION	8 through 10
MIXING INSTRUCTIONS	10 through 13
APPLICATION EQUIPMENT	13 through 20
DIRECTIONS FOR USE	7 through 92
WEEDS CONTROLLED	21
ANNUAL WEEDS	21 through 29
PERENNIAL WEEDS	29 through 41
WOODY BRUSH AND TREES	42 through 47
NONCROP USES	47 through 53
CROPPING SYSTEMS	53 through 81

PRECAUTIONARY STATEMENTS

Hazards to Humans and Domestic Animals

Keep out of reach of children.

WARNING! AVISO!

Si usted no entiende la etiqueta, busque a alguien para que se la explique a usted en detalle. (If you do not understand the label, find someone to explain it to you in detail.)

CAUSES SUBSTANTIAL BUT TEMPORARY EYE INJURY.

HARMFUL IF SWALLOWED OR INHALED.

Do not get in eyes or on clothing.

Avoid breathing vapor or spray mist.

FIRST AID: IF IN EYES, immediately hold eyelids open and flush with plenty of water for at least 15 minutes. Get medical attention.

IF INHALED, remove individual to fresh air. If not breathing, give artificial respiration, preferably mouth-to-mouth. Get medical attention.

IF SWALLOWED, this product will cause gastrointestinal tract irritation. Immediately dilute by swallowing water or milk. Get medical attention. **NEVER GIVE ANYTHING BY MOUTH TO AN UNCONSCIOUS PERSON.**

Personal Protective Equipment (PPE)

Applicators and other handlers must wear long-sleeved shirt and long pants, shoes plus socks, and protective eyewear. Discard clothing and other absorbent materials that have been drenched or heavily contaminated with this product's concentrate. Do not reuse them. Follow manufacturer's instructions for cleaning/maintaining PPE. If no such instructions for washables, use detergent and hot water. Keep and wash PPE separately from other laundry.

When handlers use closed systems, enclosed cabs, or aircraft in a manner that meets the requirements listed in Worker Protection Standard (WPS) for agricultural pesticides (40 CFR 170.240 (d) (4-6)), the handler PPE requirements may be reduced or modified as specified in the WPS.

50446

User Safety Recommendations:

Users should:

- Wash hands before eating, drinking, chewing gum, using tobacco, or using the toilet.
- Remove clothing immediately if pesticide gets inside. Then wash thoroughly and put on clean clothing.

In case of an emergency involving this product,
Call Collect, day or night, (314) 694-4000.

Environmental Hazards

Do not apply directly to water, to areas where surface water is present or to intertidal areas below the mean high water mark. Do not contaminate water when disposing of equipment washwaters.

Physical or Chemical Hazards

Spray solutions of this product should be mixed, stored and applied using only stainless steel, aluminum, fiberglass, plastic or plastic-lined steel containers.

DO NOT MIX, STORE OR APPLY THIS PRODUCT OR SPRAY SOLUTIONS OF THIS PRODUCT IN GALVANIZED STEEL OR UNLINED STEEL (EXCEPT STAINLESS STEEL) CONTAINERS OR SPRAY TANKS. This product or spray solutions of this product react with such containers and tanks to produce hydrogen gas which may form a highly combustible gas mixture. This gas mixture could flash or explode, causing serious personal injury, if ignited by open flame, spark, welder's torch, lighted cigarette or other ignition source.

ACTIVE INGREDIENT:

*Glyphosate, N-(phosphonomethyl)glycine, in the form of its isopropylamine salt 41.0%

INERT INGREDIENTS: 59.0%
100.0%

*Contains 480 grams per litre or 4 pounds per U.S. gallon of the active ingredient glyphosate, in the form of its isopropylamine salt. Equivalent to 356 grams per litre or 3 pounds per U.S. gallon of the acid, glyphosate.

This product is protected by U.S. Patent No. 4,405,531. Other patents pending. No license granted under any non-U.S. patent(s).

DIRECTIONS FOR USE

It is a violation of Federal law to use this product in any manner inconsistent with its labeling. For any requirements specific to your State or Tribe, consult the agency responsible for pesticide regulations.

Agricultural Use Requirements

Use this product only in accordance with its labeling and with the Worker Protection Standard, 40 CFR part 170. This Standard contains requirements for the protection of agricultural workers on farms, forests, nurseries, and greenhouses, and handlers of agricultural pesticides. It contains requirements for training, decontamination, notification, and emergency assistance. It also contains specific instructions and exceptions pertaining to the statements on this label about personal protective equipment (PPE) and restricted entry interval. The requirements in this box only apply to uses of this product that are covered by the Worker Protection Standard.

Do not apply this product in a way that will contact workers or other persons, either directly or through drift. Only protected handlers may be in the area during application.

Do not enter or allow worker entry into treated areas during the restricted entry interval (REI) of 12 hours.

PPE required for early entry to treated areas that is permitted under the Worker Protection Standard and that involves contact with anything that has been treated, such as plants, soil, or water, is: coveralls, waterproof gloves, shoes plus socks, and protective eyewear.

60446

Non-Agricultural Use Requirements

The requirements in this box apply to uses of this product that are NOT within the scope of the Worker Protection Standard for agricultural pesticides (40 CFR Part 170). The WPS applies when this product is used to produce agricultural plants on farms, forests, nurseries or greenhouses.

Keep people and pets off treated areas until spray solution has dried to prevent transfer of this product onto desirable vegetation.

For more product information, call toll-free 1 800-332-3111.

Storage and Disposal

Do not contaminate water, foodstuffs, feed or seed by storage or disposal.

See container label for STORAGE AND DISPOSAL instructions.

GENERAL INFORMATION

DO NOT APPLY THIS PRODUCT USING AERIAL SPRAY EQUIPMENT EXCEPT UNDER CONDITIONS AS SPECIFIED WITHIN THIS LABEL.

This product, a water soluble liquid, mixes readily with water to be applied as a foliar spray for the control or destruction of most herbaceous plants. It may be applied through most standard industrial or field-type sprayers after dilution and thorough mixing with water in accordance with label instructions.

This product moves through the plant from the point of foliage contact to and into the root system. Visible effects on most annual weeds occur within 2 to 4 days, but on most perennial weeds may not occur for 7 days or more. Extremely cool or cloudy weather following treatment may slow activity of this product and delay visual effects of control. Visible effects are a gradual wilting and yellowing of the plant which advances to complete browning of above-ground growth and deterioration of underground plant parts.

Unless otherwise specified on this label, delay application until vegetation has emerged and reached the stages described for control of such vegetation under the "WEEDS CONTROLLED" section of this label. Unemerged plants arising from unattached underground rhizomes or root stocks of perennials will not be affected by the herbicide and will continue to grow. For this reason, best control of most perennial weeds is obtained when treatment is made at late growth stages approaching maturity.

Always use the higher rate of this product per acre within the recommended range when (1) weed growth is heavy or dense, or (2) weeds are growing in an undisturbed (noncultivated) area.

Do not treat weeds under poor growing conditions such as drought stress, disease or insect damage, as reduced weed control may result. Reduced results may also occur when treating weeds heavily covered with dust.

Reduced control may result when applications are made to annual or perennial weeds that have been mowed, grazed, or cut, and have not been allowed to regrow to the recommended stage for treatment.

Rainfall or irrigation occurring within 6 hours after application may reduce effectiveness. Heavy rainfall or irrigation within 2 hours after application may wash the chemical off the foliage and a repeat treatment may be required.

This product does not provide residual weed control. For subsequent residual weed control, follow a label-approved herbicide program. Read and carefully observe the cautionary statements and all other information appearing on the labels of all herbicides used.

Buyer and all users are responsible for all loss or damage in connection with the use or handling of mixtures of this product with herbicides or other materials that are not expressly recommended in this labeling. Mixing this product with herbicides or other materials not recommended on this label may result in reduced performance.

For best results, spray coverage should be uniform and complete. Do not spray weed foliage to the point of runoff.

DOMESTIC ANIMALS: This product is considered to be relatively non-toxic to dogs and other domestic animals; however, ingestion of this product or large amounts of freshly sprayed vegetation may result in temporary gastrointestinal irritation (vomiting, diarrhea, colic, etc.). If such symptoms are observed, provide the animal with plenty of fluids to prevent dehydration. Call a veterinarian if symptoms persist for more than 24 hours.

ATTENTION

AVOID DRIFT. EXTREME CARE MUST BE USED WHEN APPLYING THIS PRODUCT TO PREVENT INJURY TO DESIRABLE PLANTS AND CROPS.

Do not allow the herbicide solution to mist, drip, drift or splash onto desirable vegetation since minute quantities of this product can cause severe damage or destruction to the crop, plants or other areas on which treatment was not intended. The likelihood of injury occurring from the use of this product is greatest when winds are gusty or in excess of 5 miles per hour or when other conditions, including lesser wind velocities, will allow spray drift to occur. When spraying, avoid combinations of pressure and nozzle type that will result in splatter or fine particles (mist) which are likely to drift. **AVOID APPLYING AT EXCESSIVE SPEED OR PRESSURE.**

NOTE: Use of this product in any manner not consistent with this label may result in injury to persons, animals or crops, or other unintended consequences. Keep container closed to prevent spills and contamination.

MIXING, ADDITIVES AND APPLICATION INSTRUCTIONS

APPLY THESE SPRAY SOLUTIONS IN PROPERLY MAINTAINED AND CALIBRATED EQUIPMENT CAPABLE OF DELIVERING DESIRED VOLUMES. DO NOT APPLY WHEN WIND OR OTHER CONDITIONS FAVOR DRIFT. HAND-GUN APPLICATIONS SHOULD BE PROPERLY DIRECTED TO AVOID SPRAYING DESIRABLE PLANTS. **NOTE: REDUCED RESULTS MAY OCCUR IF WATER CONTAINING SOIL IS USED, SUCH AS WATER FROM PONDS AND UNLINED DITCHES.**

MIXING

This product mixes readily with water. Mix spray solutions of this product as follows: Fill the mixing or spray tank with the required amount of water. Add the recommended amount of this product (see the "DIRECTIONS FOR USE" and "WEEDS CONTROLLED" sections of this label) near the end of the filling process and mix well. Use caution to avoid siphoning back into the carrier source. Use approved anti-back-siphoning devices where required by state or local regulations. During mixing and application, foaming of the spray solution may occur. To prevent or minimize foam, avoid the use of mechanical agitators, terminate by-pass and return lines at the bottom of the tank and, if needed, use an approved anti-foam or defoaming agent.

TANK MIXTURES

Always predetermine the compatibility of labeled tank mixtures of this product with water carrier by mixing small proportional quantities in advance.

Mix labeled tank mixtures of this product with water as follows:

1. Place a 20 to 35 mesh screen or wetting basket over filling port.
2. Through the screen, fill the spray tank one-half full with water and start agitation.
3. If a wettable powder is used, make a slurry with the water carrier, and add it SLOWLY through the screen into the tank. Continue agitation.
4. If a flowable formulation is used, premix one part flowable with one part water. Add diluted mixture SLOWLY through the screen into the tank. Continue agitation.
5. If an emulsifiable concentrate formulation is used, premix one part emulsifiable concentrate with two parts water. Add diluted mixture slowly through the screen into the tank. Continue agitation.
6. Continue filling the spray tank with water and add the required amount of this product near the end of the filling process.

7. Where nonionic surfactant is recommended, add this to the spray tank before completing the filling process.
8. Add individual formulations to the spray tank as follows: wettable powder, flowable, emulsifiable concentrate, drift control additive, water soluble liquid followed by surfactant.

Maintain good agitation at all times until the contents of the tank are sprayed. If the spray mixture is allowed to settle, thorough agitation is required to resuspend the mixture before spraying is resumed.

Keep by pass line on or near bottom of tank to minimize foaming. Screen size in nozzle or line strainers should be no finer than 50 mesh. Carefully select proper nozzle to avoid spraying a fine mist. For best results with conventional ground application equipment, use flat fan nozzles.

Clean sprayer and parts immediately after using this product by thoroughly flushing with water.

ADDITIVES

SURFACTANTS

Nonionic surfactants which are labeled for use with herbicides may be used. Do not reduce rates of this product when adding surfactant. When adding additional surfactant, use 0.5 percent surfactant concentration (2 quarts per 100 gallons of spray solution) when using surfactants which contain at least 70 percent active ingredient or a 1 percent surfactant concentration (4 quarts per 100 gallons of spray solution) for those surfactants containing less than 70 percent active ingredient. Read and carefully observe surfactant cautionary statements and other information appearing on the surfactant label.

AMMONIUM SULFATE

The addition of 1 to 2 percent dry ammonium sulfate by weight or 8.5 to 17 pounds per 100 gallons of water may increase the performance of this product, and this product plus 2,4-D, Banvel™ or residual herbicide tank mixtures on annual and perennial weeds. The improvement in

performance may be apparent where environmental stress is a concern. Low-quality ammonium sulfate may contain material that will not readily dissolve, which could result in nozzle tip plugging. To determine quality, perform a jar test by adding 1/3 cup of ammonium sulfate to 1 gallon of water and agitate for 1 minute. If undissolved sediment is observed, predissolve the ammonium sulfate in water and filter prior to addition to the spray tank. If ammonium sulfate is added directly to the spray tank, add slowly with agitation. Adding too quickly may clog outlet line. Ensure that ammonium sulfate is completely dissolved in the spray tank before adding herbicides or surfactant. Thoroughly rinse the spray system with clean water after use to reduce corrosion.

NOTE: The use of ammonium sulfate as an additive does not preclude the need for additional surfactant. Do not use herbicide rates lower than recommended in this label.

COLORANTS OR DYES

Agriculturally-approved colorants or marking dyes may be added to this product. Colorants or dyes used in spray solutions of this product may reduce performance, especially at lower rates or dilutions. Use colorants or dyes according to the manufacturer's recommendations.

APPLICATION EQUIPMENT AND TECHNIQUES

Do not apply this product through any type of irrigation system.

This product may be applied with the following application equipment:

Aerial—Fixed Wing and Helicopter

Broadcast Spray

Controlled Droplet Applicator (CDA)—Hand-held or boom-mounted applicators which produce a spray consisting of a narrow range of droplet sizes.

Hand-Held and High-Volume Spray Equipment—Knapsack and backpack sprayers, pump-up pressure sprayers, handguns, hand-wands, mistblowers*, lances and other hand-held and motorized spray equipment used to direct the spray onto weed foliage.

*This product is not registered in California or Arizona for use in mist-blowers.

Selective equipment—Recirculating sprayers, shielded sprayers and wiper applicators.

See the appropriate part of this section for specific instructions and rates of application.

AERIAL EQUIPMENT

Use the recommended rates of this herbicide in 3 to 15 gallons of water per acre unless otherwise specified on this label. See the "WEEDS CONTROLLED" section of this label for specific rates. Unless otherwise specified, do not exceed 1 quart per acre. Aerial applications of this product may be made in annual cropping conventional tillage systems, fallow and reduced tillage systems and preharvest applications. Refer to the individual use area sections of this label for recommended volumes and application rates. **FOR AERIAL APPLICATION IN CALIFORNIA, REFER TO THE FEDERAL SUPPLEMENTAL LABEL FOR AERIAL APPLICATIONS IN THAT STATE FOR SPECIFIC INSTRUCTIONS, RESTRICTIONS AND REQUIREMENTS.**

Avoid direct application to any body of water.

AVOID DRIFT—DO NOT APPLY DURING LOW-LEVEL INVERSION CONDITIONS, WHEN WINDS ARE GUSTY OR UNDER ANY OTHER CONDITION WHICH FAVORS DRIFT. DRIFT MAY CAUSE DAMAGE TO ANY VEGETATION CONTACTED TO WHICH TREATMENT IS NOT INTENDED. TO PREVENT INJURY TO ADJACENT DESIRABLE VEGETATION, APPROPRIATE BUFFER ZONES MUST BE MAINTAINED.

Coarse sprays are less likely to drift; therefore, do not use nozzles or nozzle configurations which dispense spray as fine spray droplets. Do not angle nozzles forward into the airstream and do not increase spray volume by increasing nozzle pressure.

Drift control additives may be used. When a drift control additive is used, read and carefully observe the cautionary statements and all other information appearing on the additive label.

Ensure uniform application—To avoid streaked, uneven or overlapped application, use appropriate marking devices.

Thoroughly wash aircraft, especially landing gear, after each day of spraying to remove residues of this product accumulated during spraying or from spills. **PROLONGED EXPOSURE OF THIS PRODUCT TO UNCOATED STEEL SURFACES MAY RESULT IN CORROSION AND POSSIBLE FAILURE OF THE PART. LANDING GEAR ARE MOST SUSCEPTIBLE.** The maintenance of an organic coating (paint), which meets aerospace specification MIL-C-38413, may prevent corrosion.

This product plus Banvel or 2,4-D tank mixtures may not be applied by air in California.

BROADCAST EQUIPMENT

For control of annual or perennial weeds listed on this label using broadcast equipment—Use the recommended rates of this product in 3 to 40 gallons of water per acre as a broadcast spray unless otherwise specified on this label. See the "WEEDS CONTROLLED" section of this label for specific rates. As density of weeds increases, spray volume should be increased within the recommended range to ensure complete coverage. Carefully select proper nozzle to avoid spraying a fine mist. For best results with ground application equipment, use flat fan nozzles. Check for even distribution of spray droplets.

CONTROLLED DROPLET APPLICATION (CDA)

The rate of this product applied per acre by vehicle-mounted CDA equipment must not be less than the amount recommended in this label when applied by conventional broadcast equipment. For vehicle-mounted CDA equipment, apply 3 to 15 gallons of water per acre.

For the control of labeled annual weeds with hand-held CDA units, apply a 20 percent solution of this product at a flow rate of 2 fluid ounces per minute and a walking speed of 1.5 MPH (1 quart per acre). For the control of labeled perennial weeds, apply a 20 to 40 percent solution of this product at a flow rate of 2 fluid ounces per minute and a walking speed of 0.75 mph (2 to 4 quarts per acre).

Controlled droplet application equipment produces a spray pattern which is not easily visible. Extreme care must be exercised to avoid spray or drift contacting the foliage or any other green tissue of desirable vegetation, as damage or destruction may result.

■ HAND-HELD and HIGH-VOLUME EQUIPMENT ■

Use coarse sprays only.

Mix this product in clean water and apply to foliage of vegetation to be controlled. For applications made on a spray-to-wet basis, spray coverage should be uniform and complete. Do not spray to the point of runoff.

For control of annual weeds listed on this label, apply a 0.5 percent solution of this product plus nonionic surfactant to weeds less than 6 inches in height or runner length. Apply prior to seedhead formation in grass or bud formation in broadleaf weeds. Allow three or more days before tillage or mowing.

For annual weeds over 6 inches tall, or when not using additional surfactant, or unless otherwise specified, use a 1 percent solution. For best results, use a 2 percent solution on harder-to-control perennials, such as bermudagrass, dock, field bindweed, hemp dogbane, milkweed and Canada thistle.

When using application methods which result in less than complete coverage, use a 5 percent solution for annual and perennial weeds and a 5 to 10 percent solution for woody brush and trees.

Prepare the desired volume of spray solution by mixing the amount of this product in water as shown in the following table.

Spray Solution

Desired Volume	Amount of Roundup*					
	1/2%	1%	1 1/2%	2%	5%	10%
1 Gal	3/4 oz	1 1/2 oz	2 oz	2 3/4 oz	6 1/2 oz	13 oz
25 Gal	1 qt	1 qt	1 1/2 qt	2 qt	5 qt	10 qt
100 Gal	2 qt	1 gal	1 1/2 gal	2 gal	5 gal	10 gal

2 tablespoons = 1 fluid ounce

For use in knapsack sprayers, it is suggested that the recommended amount of this product be mixed with water in a larger container. Fill sprayer with the mixed solution.

■ SELECTIVE EQUIPMENT ■

This product may be applied through a recirculating spray system, a shielded applicator, or a wiper applicator after dilution and thorough mixing with water to listed weeds growing in any noncrop site specified on this label and only when specifically recommended in cropping systems.

A recirculating spray system directs the spray solution onto weeds growing above desirable vegetation, while spray solution not intercepted by weeds is collected and returned to the spray tank for reuse.

A shielded applicator directs the herbicide solution onto weeds, while shielding desirable vegetation from the herbicide.

A wiper applicator applies the herbicide solution onto weeds by rubbing the weed with an absorbent material containing the herbicide solution.

AVOID CONTACT WITH DESIRABLE VEGETATION.

Contact of the herbicide solution with the desirable vegetation may result in damage or destruction. Applicators used above desired vegetation should be adjusted so that the lowest spray stream or wiper contact point is at least 2 inches above the desirable vegetation. Droplets, mist, foam, or splatter of the herbicide solution settling on desirable vegetation may result in discoloration, stunting or destruction.

Applications made above the crops should be made when the weeds are a minimum of 6 inches above the desirable vegetation. Better results may be obtained when more of the weed is exposed to the herbicide solution. Weeds not contacted by the herbicide solution will not be affected. This may occur in dense clumps, severe infestations or when the height of the weeds varies so that not all weeds are contacted. In these instances, repeat treatment may be necessary.

SHIELDED APPLICATORS

When applied as directed under conditions described for shielded applicators, this product will control those weeds listed in the "WEEDS CONTROLLED" section of this label.

Use the following equation to convert from a broadcast rate per acre to a band rate per acre.

$$\frac{\text{Band width in inches}}{\text{Row width in inches}} \times \text{Herbicide Broadcast RATE per acre} = \text{Herbicide Band RATE per acre}$$

$$\frac{\text{Band width in inches}}{\text{Row width in inches}} \times \text{Broadcast VOLUME of solution per acre} = \text{Band VOLUME of solution per acre}$$

Use nozzles that provide uniform coverage within the treated area. Keep shields on shielded sprayers adjusted to protect desirable vegetation. **EXTREME CARE MUST BE EXERCISED TO AVOID CONTACT WITH DESIRABLE VEGETATION.**

For specific rates of application and instructions for control of various annual and perennial weeds, see the "WEEDS CONTROLLED" section of this label.

WIPER APPLICATORS

Wiper applicators are devices that physically wipe appropriate amounts of this product directly onto the weed.

Equipment must be designed, maintained and operated to prevent the herbicide solution from contacting desirable vegetation. Operate this equipment at ground speeds no greater than 5 mph. Performance may be improved by reducing speed in areas of heavy weed infestations to ensure adequate wiper saturation. Better results may be obtained if 2 applications are made in opposite directions.

Avoid leakage or dripping onto desirable vegetation. Adjust height of applicator to ensure adequate contact with weeds. Keep wiping surfaces clean. Be aware that, on sloping ground, the herbicide solution may migrate, causing dripping on the lower end and drying of the wicks on the upper end of a wiper applicator.

Do not use wiper equipment when weeds are wet.

Mix only the amount of solution to be used during a 1-day period, as reduced activity may result from use of leftover solutions. Clean wiper parts immediately after using this product by thoroughly flushing with water.

Do not add surfactant to the herbicide solution.

For Rope or Sponge Wick Applicators—Mix 1 gallon of this product in 2 gallons of water to prepare a 33 percent solution. Apply this solution to weeds listed in this "WIPER APPLICATORS" section.

For Porous-Plastic Applicators—Solutions ranging from 33 to 100 percent of this product in water may be used in porous-plastic wiper applicators.

When applied as recommended under the conditions described for "WIPER APPLICATORS", this product **CONTROLS** the following weeds:

ANNUAL GRASSES

Corn	Rye, common
<i>Zea mays</i>	<i>Secale cereale</i>
Panicum, Texas	Shattercane
<i>Panicum texanum</i>	<i>Sorghum bicolor</i>

ANNUAL BROADLEAVES

Sicklepod	Starbur, bristly
<i>Cassia obtusifolia</i>	<i>Acanthospermum hispidum</i>
Spanishneedles	
<i>Bidens bipinnata</i>	

When applied as recommended under the conditions described for "WIPER APPLICATORS", this product SUPPRESSES the following weeds:

ANNUAL BROADLEAVES

Beggarweed, Florida
Desmodium illinoense

Dogfennel
Eupatorium capilliflorum

Pigweed, redroot
Amaranthus retroflexus

Ragweed, common
Ambrosia artemisiifolia

Ragweed, giant
Ambrosia trifida

Sunflower
Helianthus annuus

Thistle, musk
Carduus nutans

Velvetleaf
Abutilon theophrasti

PERENNIAL GRASSES

Bermudagrass
Cynodon dactylon

Guineagrass
Panicum maximum

Johnsongrass
Sorghum halepense

Smutgrass
Sporobolus porreus

Vaseygrass
Paspalum urvillei

PERENNIAL BROADLEAVES

Dogbane, hemp
Apocynum cannabinum

Milkweed
Asclepias syriaca

Nightshade, silverleaf
Solanum elaeagnifolium

Thistle, Canada
Cirsium arvense

WEEDS CONTROLLED

This herbicide controls many annual and perennial grasses and broadleaf weeds.

ANNUAL WEEDS

- Apply to actively growing grass and broadleaf weeds.
- Allow at least 3 days after treatment before tillage.
- For maximum agronomic benefit, apply when weeds are 6 inches or less in height.
- To prevent seed production, applications should be made prior to seedhead formation.
- This product does not provide residual control; therefore, delay application until maximum weed emergence. Repeat treatments may be necessary to control later germinating weeds.

LOW-VOLUME BROADCAST APPLICATION (LOW-RATE TECHNOLOGY)

When applied as directed under the conditions described, this product will control the weeds listed below when:

1. Water carrier volumes of 3 to 10 gallons per acre for ground applications and 3 to 5 gallons per acre for aerial applications are recommended. (See the "AERIAL APPLICATION" section of this label for approved sites.)
2. A nonionic surfactant is added at 0.5 to 1 percent by total spray volume. Use 0.5 percent surfactant concentration when using surfactants which contain at least 70 percent active ingredient or a 1 percent surfactant concentration for those surfactants containing less than 70 percent active ingredient.

NOTE

- The addition of 2 percent dry ammonium sulfate by weight or 17 pounds per 100 gallons of water may increase the performance of this product on annual weeds. The improvement in performance may

be apparent where environmental stress is a concern. Refer to the "MIXING, ADDITIVES and APPLICATION INSTRUCTIONS" section of this label.

- Do not tank-mix with soil residual herbicides when using these rates unless otherwise specified.
- For weeds that have been mowed, grazed or cut, allow regrowth to occur prior to treatment.
- Refer to the "TANK MIXTURES" portion of this section for control of additional broadleaf weeds.

WEED SPECIES	MAXIMUM HEIGHT/LENGTH	RATE PER ACRE* (Fluid Ounces)
Foxtail <i>Setaria spp.</i>	12"	8 oz.
Barnyardgrass <i>Echinochloa crus-galli</i>	6" (0 to 4") (4 to 6")	12 oz. 16 oz. 24 oz.
Bluegrass, annual <i>Poa annua</i>		
Brome, downy** <i>Bromus tectorum</i>		
Mustard, blue <i>Chorispora tenella</i>		
Mustard, tansy <i>Descurainia pinnata</i>		
Mustard, tumble <i>Sisymbrium altissimum</i>		
Mustard, wild <i>Sinapis arvensis</i>		
Spurry, umbrella <i>Holosteum umbellatum</i>		

Barley <i>Hordeum vulgare</i>	12"	
Rye <i>Secale cereale</i>		
Sandbur, field <i>Cenchrus spp.</i>		
Shattercane <i>Sorghum bicolor</i>		
Stinkgrass <i>Eragrostis ciliaris</i>		
Wheat <i>Triticum aestivum</i>	18"	
Morningglory <i>Ipomoea spp.</i>	2"	16 oz.
Sicklepod <i>Cassia obtusifolia</i>		
Bluegrass, bulbous <i>Poa bulbosa</i>	6"	
Cheat <i>Bromus secalinus</i>		
Chickweed, common <i>Stellaria media</i>		
Chickweed, mouseear <i>Cerastium vulgatum</i>		
Corn <i>Zea mays</i>		
Goatgrass, jointed <i>Acgilops cylindrica</i>		
Groundsel, common <i>Senecio vulgaris</i>		

140746

WEED SPECIES	MAXIMUM HEIGHT/LENGTH	RATE PER ACRE* (Fluid Ounces)
Henbit <i>Lamium amplexicaule</i>	6"	16 oz.
Horseweed, Maretail <i>Conyza canadensis</i>		
Lambsquarters, common <i>Chenopodium album</i>		
Pennycress, field <i>Thlaspi arvense</i>		
Rocket, London <i>Sisymbrium irio</i>		
Shepherdspurse <i>Capsella bursa-pastoris</i>		
Spurge, annual <i>Euphorbia spp.</i>		
Buttercup <i>Ranunculus spp.</i>	12"	
Cocklebur <i>Xanthium strumarium</i>		
Crabgrass <i>Digitaria spp.</i>		
Dwarf dandelion <i>Trifolium repens</i>		
False flax, smallseed <i>Camelina microcarpa</i>		

Foxtail, Carolina <i>Alopecurus carolinianus</i>		
Johnsongrass, seedling <i>Sorghum halepense</i>		
Oats, wild <i>Avena fatua</i>		
Panicum, tall <i>Panicum dichotomiflorum</i>		
Panicum, Texas <i>Panicum texanum</i>		
Pigweed, redroot <i>Amaranthus retroflexus</i>		
Pigweed, smooth <i>Amaranthus hybridus</i>		
Witchgrass <i>Panicum capillare</i>		
Sicklepod <i>Cassia siliqua</i>	3 to 4'	24 oz.
Signalgrass, broadleaf <i>Brachiaria platyphylla</i>	4'	
Horseweed, Maretail <i>Conyza canadensis</i>	7 to 12"	
Lambsquarters, common <i>Chenopodium album</i>		
Pigweed, smooth <i>Amaranthus hybridus</i>		
Rice, red <i>Oryza sativa</i>	4'	32 oz.
Sawtooth <i>Oxalis corniculata</i>	3 to 4'	

WEED SPECIES	MAXIMUM HEIGHT/LENGTH	RATE PER ACRE* (Fluid Ounces)
Sprangletop <i>Leptochloa spp.</i>	6"	32 oz
Geranium, Carolina <i>Geranium carolinianum</i>	12"	
Goosegrass <i>Elymus indica</i>		
Primrose, cutleaf evening <i>Oenothera laciniata</i>		
Pusley, Florida <i>Richardia scabra</i>		
Sicklepod <i>Cassia obtusifolia</i>	5 to 12"	
Spanishneedles <i>Bidens bipinnata</i>		
Flare <i>Oenothera spp.</i>	12"	48 oz
Sprangletop <i>Leptochloa spp.</i>		

Use these rates to control barnyardgrass in Alabama, Arkansas, Mississippi, Missouri, Louisiana and Texas for preplant treatment.

*For those rates less than 32 fluid ounces per acre, this product at rates up to 32 fluid ounces per acre may be used where heavy weed densities exist.

**For control in no till systems, use 16 fluid ounces per acre.

TANK MIXTURES

■ ROUNDUP* plus BANVEL plus NONIONIC SURFACTANT ■

■ ROUNDUP plus 2,4-D plus NONIONIC SURFACTANT ■

DO NOT APPLY BANVEL OR 2,4-D TANK MIXTURES BY AIR IN CALIFORNIA.

These tank mixtures are recommended for use in fallow and reduced tillage areas only. Follow use directions as given in the "LOW-VOLUME BROADCAST APPLICATION" section.

This product plus Banvel or 2,4-D will control the annual grasses and broadleaf weeds listed for this product alone at the indicated heights (except 8 fluid ounces per acre applications), plus the following broadleaf weeds. For those weeds previously listed at 8 fluid ounces of this product alone per acre, use 12 fluid ounces in these tank mixtures.

NOTE: Refer to the specific product labels for crop rotation restrictions and cautionary statements of all products used in tank mixtures. Some crop injury may occur if Banvel is applied within 45 days of planting. The addition of Banvel in a mixture with this product may provide short-term residual control of selected weed species.

Apply 12 to 16 fluid ounces of this product plus 0.25 pound a.i. of Banvel or 0.5 pound a.i. of 2,4-D, plus 0.5 to 1 percent nonionic surfactant by total spray volume per acre to control dense populations of the following annual broadleaf weeds when less than the height indicated:

Cocklebur (12")

Xanthium strumarium

Kochia* (6")

Kochia scoparia

Lambsquarters (12")

Chenopodium album

Lettuce, prickly (6")

Lactuca scariola

Marestail/Horseweed (6")

Conyza canadensis

Morningglory (6")

Ipomoea spp.

Pigweed, redroot (12")

Amaranthus retroflexus

Pigweed, smooth (12")

Amaranthus hybridus

Thistle, Russian (12")

Salsola kali

*Controlled with Banvel tank mixture only.

Apply 16 fluid ounces of this product plus 0.5 pound a.i. of 2,4-D, plus 0.5 to 1 percent nonionic surfactant by total spray volume per acre to control the following annual broadleaf weeds when less than 6 inches in height.

Ragweed, common
Ambrosia artemisiifolia

Smartweed, Pennsylvania
Polygonum pennsylvanicum

Ragweed, giant
Ambrosia trifida

Velvetleaf
Abutilon theophrasti

HIGH-VOLUME BROADCAST APPLICATIONS

When applied as directed under the conditions described, this product will control the weeds listed below when water carrier volumes are 10 to 40 gallons per acre for ground applications.

Apply 1 to 1.5 quarts of this product per acre plus 0.5 to 1 percent non-ionic surfactant by total spray volume. Use 1 quart per acre if weeds are less than 6 inches tall and 1.5 quarts per acre if weeds are over 6 inches tall. If weeds have been mowed, grazed or cut, allow adequate time for new growth to reach recommended stages prior to treatment. These rates will also provide control of weeds listed in the "LOW-VOLUME BROADCAST APPLICATION" section.

WEED SPECIES

Balsamapple*
Momordica charantia

Fleabane
Erigeron spp.

Bassia, fivehook
Bassia hyssopifolia

Kochia
Kochia scoparia

Brome
Bromus spp.

Lettuce, prickly
Lactuca scariola

Fiddleneck
Amsinckia spp.

Panicum
Panicum spp.

Fleabane, hairy
Conyza bonariensis

Ragweed, common
Ambrosia artemisiifolia

Ragweed, giant
Ambrosia trifida
Smartweed, Pennsylvania
Polygonum pennsylvanicum

Sunflower
Helianthus annuus

Thistle, Russian
Salsola kali

Sowthistle, annual
Sonchus oleraceus

Velvetleaf
Abutilon theophrasti

*Apply with hand-held equipment only

PERENNIAL WEEDS

Apply this product as follows to control or destroy most perennial weeds:

NOTE: If weeds have been mowed or tilled, do not treat until plants have resumed active growth and have reached the recommended stages.

Repeat treatments may be necessary to control weeds regenerating from underground parts or seed. Repeat treatments must be made prior to crop emergence.

The addition of 1 to 2 percent dry ammonium sulfate by weight or 8.5 to 17 pounds per 100 gallons of water may increase the performance of this product on perennial weeds. The improvement in performance may be apparent where environmental stress is a concern. Refer to the "MIXING, ADDITIVES and APPLICATION INSTRUCTIONS" section of this label.

When applied as recommended under the conditions described, this product WILL CONTROL the following PERENNIAL WEEDS:

Alfalfa
Medicago sativa

Artichoke, Jerusalem
Helianthus tuberosus

Alligatorweed*
Alternanthera philoxeroides

Bahiagrass
Paspalum notatum

Anise (fennel)
Foeniculum vulgare

Bentgrass
Agrostis spp.

PERENNIAL WEEDS (continued)

Bermudagrass <i>Cynodon dactylon</i>	Lespedeza <i>Lespedeza</i> spp.
Bermudagrass, water (knotgrass) <i>Paspalum distichum</i>	Milkweed <i>Asclepias</i> spp.
Bindweed, field <i>Convolvulus arvensis</i>	Muhly, wirestem <i>Muhlenbergia frondosa</i>
Bluegrass, Kentucky <i>Poa</i> spp.	Mullein, common <i>Verbascum thapsus</i>
Blueweed, Texas <i>Helianthus ciliaris</i>	Napiergrass <i>Pennisetum purpuricum</i>
Brackenfern <i>Pteridium aquilinum</i>	Nightshade, silverleaf <i>Solanum elaeagnifolium</i>
Bromegrass, smooth <i>Bromus inermis</i>	Nutsedge, purple, yellow <i>Cyperus rotundus</i> <i>Cyperus esculentus</i>
Bursage, woollyleaf <i>Franseria tomentosa</i>	Orchardgrass <i>Dactylis glomerata</i>
Canarygrass, reed <i>Phalaris arundinacea</i>	Pampasgrass <i>Cortaderia</i> spp.
Cattail <i>Typha</i> spp.	Paragrass <i>Bracharia mutica</i>
Clover, red <i>Trifolium pratense</i>	Phragmites* <i>Phragmites</i> spp.
Clover, white <i>Trifolium repens</i>	Poison hemlock <i>Conium maculatum</i>
Cogongrass <i>Imperata cylindrica</i>	Quackgrass <i>Agropyron repens</i>
Dallisgrass <i>Paspalum dilatatum</i>	Redvine* <i>Brunniclia ovata</i>

Dandelion <i>Taraxacum officinale</i>	Reed, giant <i>Arundo donax</i>
Dock, curly <i>Rumex crispus</i>	Ryegrass, perennial <i>Lolium perenne</i>
Dogbane, hemp <i>Apocynum cannabinum</i>	Smartweed, swamp <i>Polygonum coccineum</i>
Fescues <i>Festuca</i> spp.	Spurge, leafy* <i>Euphorbia esula</i>
Fescue, tall <i>Festuca arundinacea</i>	Starthistle, yellow <i>Centaurea solstitialis</i>
Guineagrass <i>Panicum maximum</i>	Sweet potato, wild* <i>Ipomoea pandurata</i>
Horse-nettle <i>Solanum carolinense</i>	Thistle, Canada <i>Cirsium arvense</i>
Horse-radish <i>Armoracia rusticana</i>	Thistle, artichoke <i>Cynara cardunculus</i>
Ice plant <i>Mesembryanthemum crystallinum</i>	Timothy <i>Phleum pratense</i>
Johnsongrass <i>Sorghum halepense</i>	Torpedograss* <i>Panicum repens</i>
Kikuyugrass <i>Pennisetum clandestinum</i>	Trumpet creeper* <i>Campsis radicans</i>
Knapweed <i>Centaurea repens</i>	Vaseygrass <i>Paspalum urvillei</i>
Lantana <i>Lantana camara</i>	Velvetgrass <i>Holcus</i> spp.
	Wheatgrass, western <i>Agropyron smithii</i>

*Partial Control

180446

This product is not registered in California for use on water bermudagrass. See "DIRECTIONS FOR USE" and "MIXING, ADDITIVES and APPLICATION INSTRUCTIONS" sections of this label for labeled uses and specific application instructions.

Alfalfa—Apply 1 quart of this product per acre plus 0.5 to 1 percent nonionic surfactant by total spray volume in 3 to 10 gallons of water per acre. Make application after the last hay cutting in the fall. Allow alfalfa to regrow to a height of 6 to 8 inches or more prior to treatment. Applications should be followed with deep tillage at least 7 days after treatment, but before soil freeze-up.

Alligatorweed—Apply 4 quarts of this product per acre or apply a 1.5 percent solution with hand-held equipment to provide partial control. Apply when most of the plants are in bloom. Repeat applications will be required to maintain such control.

Anise (fennel)/Poison hemlock—Apply a 1 to 2 percent solution of this product as a spray-to-wet treatment. Optimum results are obtained when plants are treated at the bud to full-bloom stage of growth. Repeat applications may be needed in succeeding years to control plants arising from seeds.

Bentgrass—For suppression in grass seed production areas. For ground applications only, apply 1.5 quarts of this product plus 0.5 to 1 percent nonionic surfactant by total spray volume in 10 to 20 gallons of water per acre. Ensure entire crown area has resumed growth prior to a fall application. Bentgrass should be actively growing and have at least 3 inches of growth. Tillage prior to treatment should be avoided. Tillage 7 to 10 days after application is recommended for best results. Failure to use tillage after treatment may result in unacceptable control.

Bermudagrass—For control, apply 5 quarts of this product per acre. For partial control, apply 3 quarts per acre. Treat when bermudagrass is actively growing and seedheads are present. Retreatment may be necessary to maintain control. Allow 7 or more days after application before tillage.

Bermudagrass, water (knotgrass)—Apply 1.5 quarts of this product plus 0.5 to 1 percent nonionic surfactant by total spray volume in 5 to 10 gallons of water per acre. Apply when water bermudagrass is actively growing and 12 to 18 inches in length. Allow 7 or more days before tilling, flushing or flooding the field.

Fall applications only—Apply 1 quart of this product plus 0.5 to 1 percent nonionic surfactant by total spray volume in 5 to 10 gallons of water per acre. Fallow fields should be tilled prior to application. Apply prior to frost on water bermudagrass that is actively growing and 12 to 18 inches in length. Allow 7 or more days before tillage.

Bindweed, field—For control, apply 4 to 5 quarts of this product per acre west of the Mississippi River and 3 to 4 quarts east of the Mississippi River. Apply when the weeds are actively growing and are at or beyond full bloom. Do not treat when weed is under drought stress as good soil moisture is necessary for active growth. For best results, apply in late summer or fall. Fall treatments must be applied before a killing frost. Allow 7 or more days after application before tillage.

Also for control, apply 2 quarts of this product plus 0.5 pound a.i. of Benvel in 10 to 20 gallons of water per acre. At these rates, apply using ground application only.

The following tank mixtures with 2,4-D may be applied using aerial application equipment (except in California) in fallow and reduced tillage systems only.

For suppression on irrigated agricultural land, apply 1 to 2 quarts of this product plus 1 pound a.i. of 2,4-D in 10 to 20 gallons of water per acre with ground equipment only. Applications should be made following harvest or in fall fallow ground when the bindweed is actively growing and the majority of runners are 12 inches or more in length. The use of at least one irrigation will promote active bindweed growth.

For suppression, apply 16 fluid ounces of this product plus 0.5 pound a.i. of 2,4-D plus 0.5 to 1 percent nonionic surfactant by total spray volume in 3 to 10 gallons of water per acre for ground applications and 3 to 5 gallons of water per acre for aerial applications. Applications

should be delayed until maximum emergence has occurred and when vines are between 6 to 18 inches in length.

In California only, apply 1 to 5 quarts of this product per acre. Actual rate needed for suppression or control will vary within this range depending on local conditions.

For suppression on irrigated land where annual tillage is performed, apply 1 quart of this product plus 0.5 to 1 percent nonionic surfactant by total spray volume in 3 to 10 gallons of water per acre. Apply to actively growing bindweed that has reached a length of 12 inches or greater. Allow maximum weed emergence and runner growth. Do not treat when weeds are under drought stress as good soil moisture is necessary for active growth. Allow 3 or more days after application before tillage.

Bluegrass, Kentucky / Bromegrass, smooth / Orchardgrass—Apply 2 quarts of this product in 10 to 40 gallons of water per acre when the grasses are actively growing and most plants have reached boot-to-early seedhead stage of development. For partial control in pasture or hay crop renovation, apply 1 to 1.5 quarts of this product plus 0.5 to 1 percent nonionic surfactant by total spray volume in 3 to 10 gallons of water per acre. Apply to actively growing plants when most have reached 4 to 12 inches in height. Allow 7 or more days after application before tillage.

Orchardgrass (seeds going to no-till corn)—Apply 1 to 1.5 quarts of this product per acre plus 0.5 to 1 percent nonionic surfactant by total spray volume in 3 to 10 gallons of water per acre. Apply to orchardgrass that is a minimum of 12 inches tall for spring applications and 6 inches tall for fall applications. Allow at least 3 days following application before planting. A sequential application of atrazine will be necessary for optimum results.

Blueweed, Texas—Apply 4 to 5 quarts of this product per acre west of the Mississippi River and 3 to 4 quarts per acre east of the Mississippi River. Apply when weed is actively growing and is at or beyond full bloom. Do not treat when weed is under drought stress as good soil

moisture is necessary for active growth. New leaf development indicates active growth. For best results, apply in late summer or fall. Fall treatments must be applied before a killing frost. Allow 7 or more days after application before tillage.

Brackenfern—Apply 3 to 4 quarts of this product per acre as a broadcast spray or as a 1 to 1.5 percent solution with hand-held equipment. Apply to fully expanded fronds which are at least 18 inches long.

Bursage, woollyleaf—For control, apply 2 quarts of this product plus 1 pint of Banvel per acre. For partial control, apply 1 quart of this product plus 1 pint of Banvel per acre. Add 0.5 to 1 percent nonionic surfactant by total spray volume and apply in 3 to 20 gallons of water per acre. Apply when plants are producing new active growth which has been initiated by moisture for at least 2 weeks and when plants are at or beyond flowering.

Canarygrass, reed/Timothy / Wheatgrass, western—Apply 2 to 3 quarts of this product per acre. For best results, apply to actively growing plants when most have reached the boot-to-head stage of growth. Allow 7 or more days after application before tillage.

Cogongrass—Apply 3 to 5 quarts of this product plus 0.5 to 1 percent nonionic surfactant in 10 to 40 gallons of water per acre. Apply when Cogongrass is at least 18 inches tall and actively growing in late summer or fall. Allow 7 or more days after application before tillage or mowing. Due to uneven stages of growth and the dense nature of vegetation preventing good spray coverage, repeat treatments may be necessary to maintain control.

Dandelion/Dock, curly—Apply 3 to 5 quarts of this product per acre when plants are actively growing and most have reached the early bud stage of growth. Allow 7 or more days after application before tillage.

Also for control, apply 16 fluid ounces of this product plus 0.5 pound a.i. 2,4-D plus 0.5 to 1 percent nonionic surfactant by total spray volume in 3 to 10 gallons of water per acre.

Dogbane, hemp—Apply 4 quarts of this product per acre. Apply when actively growing and when most weeds have reached the late bud to flower stage of growth. Following crop harvest or mowing, allow weeds to regrow to a mature stage prior to treatment. For best results, apply in late summer or fall. Allow 7 or more days after application before tillage.

For suppression, apply 16 fluid ounces of this product plus 0.5 pound a.i. of 2,4-D plus 0.5 to 1 percent nonionic surfactant by total spray volume in 3 to 10 gallons of water per acre for ground applications and 3 to 5 gallons of water per acre for aerial applications. Delay applications until maximum emergence of dogbane has occurred.

Fescue, tall—Apply 3 quarts of this product in 10 to 40 gallons of water per acre to actively growing plants when most have reached boot-to-early seedhead stage of development.

Fall applications only—Apply 1 quart of this product plus 0.5 to 1 percent nonionic surfactant by total spray volume in 3 to 10 gallons of water per acre. Apply to fescue in the fall when actively growing and plants have 6 to 12 inches of new growth. Allow 7 or more days after application before tillage. A sequential application of 1 pint per acre of this product plus nonionic surfactant will improve long-term control and control seedlings germinating after fall treatments or the following spring.

Guineagrass—Apply 3 quarts of this product per acre or use a 1 percent solution with hand-held equipment. Apply to actively growing guineagrass when most has reached at least the 7-leaf stage of growth. Ensure thorough coverage when using hand-held equipment. Allow 7 or more days after application before tillage.

Johnsongrass/Ryegrass, perennial—Apply 1 to 3 quarts of this product per acre. In annual cropping systems apply 1 to 2 quarts of this product per acre. Apply 1 quart of this product plus 0.5 to 1 percent nonionic surfactant by total spray volume in 3 to 10 gallons of water per acre. Use 2 quarts of this product when applying 10 to 40 gallons of water per acre. In noncrop, or areas where annual tillage (no-till) is not performed, apply 2 to 3 quarts of this product in 10 to 40 gallons of water per acre. For best results, apply to actively growing plants when

most have reached the boot-to-head stage of growth or in the fall prior to frost. Allow 7 or more days after application before tillage. Do not tank-mix with residual herbicides when using the 1 quart per acre rate.

For burn-down of Johnsongrass, apply 1 pint per acre plus 0.5 to 1 percent nonionic surfactant in 3 to 10 gallons of water per acre before the plants reach a height of 12 inches. For this use, allow at least 3 days after treatment before tillage.

Spot treatment (partial control or suppression)—Apply a 1 percent solution of this product plus 0.5 to 1 percent nonionic surfactant by total spray volume when Johnsongrass is 12 to 18 inches in height. Coverage should be uniform and complete.

Kikuyugrass—Apply 2 to 3 quarts of this product per acre. Spray when most kikuyugrass is at least 8 inches in height (3 or 4-leaf stage of growth) and actively growing. Allow 3 or more days after application before tillage.

Knapweed/Horseradish—Apply 4 quarts of this product per acre. Apply when actively growing and when most weeds have reached the late bud to flower stage of growth. Following crop harvest or mowing, allow weeds to regrow to a mature stage prior to treatment. For best results, apply in late summer or fall. Allow 7 or more days after application before tillage.

Lantana—Apply this product as a 1 to 1.25 percent solution using hand-held equipment only. Apply to actively growing lantana at or beyond the bloom stage of growth. Use the higher application rate for plants that have reached the woody stage of growth. Allow 7 or more days after application before tillage.

Milkweed, common—Apply 3 quarts of this product per acre. Apply when actively growing and most of the milkweed has reached the late bud to flower stage of growth. Following small grain harvest or mowing, allow milkweed to regrow to a mature stage prior to treatment. Allow 7 or more days after application before tillage.

Muhly, wirestem—Apply 1 to 2 quarts of this product per acre. Use 1 quart of this product plus 0.5 to 1 percent nonionic surfactant by total spray volume in 3 to 10 gallons of water per acre. Use 2 quarts of this product when applying 10 to 40 gallons of water per acre or in pasture, sod, or noncrop areas. Spray when the wirestem muhly is 8 inches or more in height and actively growing. Do not till between harvest and fall applications or in the fall or spring prior to spring applications. Allow 3 or more days after application before tillage. This product will not provide residual control of wirestem muhly from seeds which germinate after application of this product. Do not tank mix with residual herbicides when using the 1 quart per acre rate.

Nightshade, silverleaf—For control, apply 2 quarts of this product plus 0.5 to 1 percent nonionic surfactant by total spray volume in 3 to 10 gallons of water per acre. Applications should be made when at least 60 percent of the plants have berries. Fall treatments must be applied before a killing frost. Allow 7 or more days after application before tillage. Do not treat when weed is under drought stress as good soil moisture is necessary for active growth.

Nutsedge, purple, yellow—Apply 3 quarts of this product per acre as a broadcast spray, or apply a 1 to 2 percent solution from hand-held equipment to control existing nutsedge plants and immature nutlets attached to treated plants. Treat when plants are in flower or when new nutlets can be found at rhizome tips. Nutlets which have not germinated will not be controlled and may germinate following treatment. Repeat treatments will be required for long-term control of ungerminated tubers.

Sequential applications of 1 to 2 quarts of this product plus 0.5 to 1 percent nonionic surfactant by total spray volume in 3 to 10 gallons of water per acre will provide control. Make applications when a majority of the plants are in the 3 to 5 leaf stage (less than 6 inches tall). Repeat this application, as necessary, when newly emerging plants reach the 3 to 5-leaf stage. Subsequent applications will be necessary for long-term control.

For suppression to partial control of existing plants, apply 1 pint to 2 quarts of this product per acre, plus 0.5 to 1 percent nonionic surfactant in 3 to 40 gallons of water per acre. Treat when plants have 3 to 5 leaves and most are less than 6 inches tall. Repeat treatments will be required to control subsequent emerging plants or regrowth of existing plants. Wait 7 days after treatment before tillage or mowing.

Pampasgrass/ice plant—Apply this product as a 1.5 to 2 percent solution using hand-held equipment. Apply to plants that are actively growing. Pampasgrass should be at or beyond the boot stage of growth. Thorough coverage is necessary for best control.

Phragmites—For partial control of phragmites in Florida and the counties of other states bordering the Gulf of Mexico, apply 5 quarts per acre as a broadcast spray or apply a 2 percent solution from hand-held equipment. In other areas of the U.S., apply 3 quarts per acre as a broadcast spray or apply a 1 percent solution from hand-held equipment for partial control. For best results, treat during late summer or fall months or when plants are actively growing and in full bloom. Treatment before or after this stage may lead to reduced control. Due to the dense nature of the vegetation, which may prevent good spray coverage or uneven stages of growth, repeat treatments may be necessary to maintain control. Visual control symptoms will be slow to develop.

Quackgrass—In Annual Cropping Systems, or in Pastures and Sods Followed by Deep Tillage: Apply 1 to 2 quarts of this product per acre. For the 1 quart rate, apply 0.5 to 1 percent nonionic surfactant by total spray volume in 3 to 10 gallons of water per acre. For the 2 quart rate, apply in 10 to 40 gallons of water per acre. Do not tank mix with residual herbicides when using the 1 quart rate. Spray when quackgrass is 6 to 8 inches in height and actively growing. Do not till between harvest and fall applications or in fall or spring prior to spring application. Allow 3 or more days after application before tillage. In pastures or sods, for best results use a moldboard plow.

Quackgrass—Pasture or Sod or Other Noncrop Areas Where Deep Tillage is Not Planned Following Application: Apply 2 to 3 quarts in 10 to 40 gallons of water per acre. Spray when the quackgrass is

greater than 8 inches tall and actively growing. Do not till between harvest and fall application or in fall or spring prior to spring application. Allow 3 or more days after application before tillage.

Redvine—For suppression, apply 24 fluid ounces of this product per acre at each of two applications 7 to 14 days apart or a single application of 2 quarts per acre. Apply recommended rates in 5 to 10 gallons of water per acre plus 0.5 to 1 percent nonionic surfactant by total volume. Apply in late September or early October to actively growing plants, which are at least 18 inches tall and have been growing 45 to 60 days since the last tillage operation. Make applications at least 1 week before a killing frost.

Reed, giant—For control of giant reed, apply a 2 percent solution of this product when plants are actively growing. Best results are obtained when applications are made in late summer to fall.

Smartweed, swamp—Apply 3 to 5 quarts of this product per acre when plants are actively growing and most have reached the early bud stage of growth. Allow 7 or more days after application before tillage.

Also for control, apply 16 fluid ounces of this product plus 0.5 pound active ingredient of 2,4-D plus 0.5 to 1 percent nonionic surfactant by total volume in 3 to 10 gallons of water per acre in the late summer or fall. Apply when plants are actively growing and most have reached the early bud stage of growth. Allow 7 or more days after application before tillage.

Spurge, leafy—For suppression, apply 16 fluid ounces of this product plus 0.5 pound active ingredient 2,4-D plus 0.5 to 1 percent nonionic surfactant by total spray volume in 3 to 10 gallons of water per acre in the late summer or fall. Apply when plants are actively growing. If mowing has occurred prior to treatment, apply when most of the plants are 12 inches tall. Allow 7 or more days after application before tillage.

Starthistle, yellow—Best results are obtained when applications are made during periods of active growth, including the rosette, bolting and early flower stages. For spray-to-wet applications, apply this product as a 2 percent solution. For broadcast applications, apply 2 quarts per acre in 10 to 40 gallons per acre of water carrier.

Sweet Potato, wild/Thistle, artichoke—Apply this product as a 2 percent solution using hand-held equipment. Apply to actively growing weeds that are at or beyond the bloom stage of growth. Repeat applications may be required. Allow the plant to reach the recommended stage of growth before retreatment. Allow 7 or more days before tillage.

Thistle, Canada—Apply 2 to 3 quarts of this product per acre. Apply to actively growing thistles when most are at or beyond the bud stage of growth. After harvest, mowing or tillage in the late summer or fall, allow at least 4 weeks for initiation of active growth and rosette development prior to the application of this product. Fall treatments must be applied before a killing frost. Allow 3 or more days after application before tillage.

For suppression of Canada thistle, apply 1 quart per acre of this product or 1 pint of this product plus 0.5 pound a.i. 2,4-D per acre, plus 0.5 to 1 percent nonionic surfactant by total spray volume in 3 to 10 gallons of water per acre in the late summer or fall after harvest, mowing or tillage. Allow rosette regrowth to a minimum of 6 inches in diameter before treating. Applications can be made as long as leaves are still green and plants are actively growing at the time of application. Allow 3 or more days after application before tillage.

Torpedograss—Apply 4 to 5 quarts of this product per acre to provide partial control of torpedograss. Apply to actively growing torpedograss when most plants are at or beyond the seedhead stage of growth. Repeat applications will be required to maintain control. Fall treatments must be applied before frost. Allow 7 or more days after application before tillage.

Trumpet creeper—For control, apply 2 quarts of this product per acre in 5 to 10 gallons of water per acre. Apply to actively growing plants in late September or October, which are at least 18 inches tall and have been growing 45 to 60 days since the last tillage operation. Make applications at least 1 week before a killing frost.

Other perennials listed on this label—Apply 3 to 5 quarts of this product per acre. Apply when actively growing and most have reached early head or early bud stage of growth. Allow 7 or more days after application before tillage.

WOODY BRUSH AND TREES

When applied as recommended under the conditions described, this product CONTROLS or PARTIALLY CONTROLS the following woody brush, plants and trees:

Alder <i>Alnus spp.</i>	Hawthorn <i>Crataegus spp.</i>
Ash* <i>Fraxinus spp.</i>	Hazel <i>Corylus spp.</i>
Aspen, quaking <i>Populus tremuloides</i>	Hickory* <i>Carya spp.</i>
Bearmat (Bearclover) <i>Chamaebatia foliolosa</i>	Holly, Florida/ Brazilian
Beech <i>Fagus grandifolia</i>	Peppertree* <i>Schinus terebinthifolius</i>
Birch <i>Betula spp.</i>	Honeysuckle <i>Lonicera spp.</i>
Blackberry <i>Rubus spp.</i>	Hornbeam, American* <i>Carpinus caroliniana</i>
Blackgum <i>Nyssa spp.</i>	Kudzu <i>Pueraria lobata</i>
Bracken <i>Peridium spp.</i>	Locust, black* <i>Robinia pseudacacia</i>
Broom:	Madrone <i>Arbutus menziesii</i>
French <i>Cytisus monspessulanus</i>	Manzanita <i>Arctostaphylos spp.</i>
Scotch <i>Cytisus scoparius</i>	Maple:
Buckwheat, California* <i>Eriogonum fasciculatum</i>	Red** <i>Acer rubrum</i>
Cascara* <i>Rhamnus purshiana</i>	Sugar <i>Acer saccharum</i>
	Vine* <i>Acer circinnatum</i>

Catsclaw* <i>Acacia greggii</i>	Monkey Flower* <i>Mimulus guttatus</i>
Ceanothus* <i>Ceanothus spp.</i>	Oak:
Chamise <i>Adenostoma fasciculatum</i>	Black* <i>Quercus velutina</i>
Cherry:	Northern Pin <i>Quercus pelustris</i>
Bitter <i>Prunus emarginata</i>	Post <i>Quercus stellata</i>
Black <i>Prunus serotina</i>	Red <i>Quercus rubra</i>
Pia <i>Prunus pennsylvanica</i>	Southern Red <i>Quercus falcata</i>
Coyote brush <i>Baccharis consanguinea</i>	White* <i>Quercus alba</i>
Creepers, Virginia* <i>Parthenocissus quinquefolia</i>	Persimmon* <i>Diospyros spp.</i>
Dewberry <i>Rubus trivialis</i>	Pine <i>Pinus spp.</i>
Dogwood* <i>Cornus spp.</i>	Poison Ivy <i>Rhus radicans</i>
Elderberry <i>Sambucus spp.</i>	Poison Oak <i>Rhus toxicodendron</i>
Elm* <i>Ulmus spp.</i>	Poplar, yellow* <i>Liriodendron tulipifera</i>
Eucalyptus <i>Eucalyptus spp.</i>	Raspberry <i>Rubus spp.</i>
Gorse <i>Ulex europaeus</i>	Redbud, eastern <i>Cercis canadensis</i>
Hasardia* <i>Haplopappus squamosus</i>	Rose, multiflora <i>Rosa multiflora</i>

Russian-olive <i>Elaeagnus angustifolia</i>	Sweetgum <i>Liquidambar styraciflua</i>
Sage, black, white <i>Salvia</i> spp.	Swordfern* <i>Polystichum munitum</i>
Sagebrush, California <i>Artemisia californica</i>	Tallowtree, Chinese <i>Sapium sebiferum</i>
Salmonberry <i>Rubus spectabilis</i>	Tan Oak <i>Lithocarpus densiflorus</i>
Salt cedar <i>Tamarix</i> spp.	Thimbleberry <i>Rubus parviflorus</i>
Sassafras <i>Sassafras albidum</i>	Tobacco, tree* <i>Nicotiana glauca</i>
Sourwood <i>Oxydendrum arboreum</i>	Trumpet creeper <i>Campsis radicans</i>
Sumac: Poison* <i>Rhus vernix</i>	Waxmyrtle, southern* <i>Myrica cerifera</i>
Smooth* <i>Rhus glabra</i>	Willow <i>Salix</i> spp.
Winged* <i>Rhus copallina</i>	

*Partial control

**See below for control or partial control instructions.

NOTE: If brush has been mowed or killed or trees have been cut, do not treat until regrowth has reached the recommended stages of growth. Apply this product when plants are actively growing and, unless otherwise directed, after full leaf expansion. Use the higher rate for larger plants and/or dense areas of growth. On vines, use the higher rate for plants that have reached the woody stage of growth. Best results are obtained when application is made in late summer or fall after fruit formation.

In and areas, best results are obtained when application is made in the spring to early summer when brush species are at high moisture content and are flowering.

Ensure thorough coverage when using hand-held equipment. Symptoms may not appear prior to frost or senescence with fall treatments.

Allow 7 or more days after application before tillage, mowing or removal. Repeat treatments may be necessary to control plants regenerating from underground parts or seed. Some autumn colors on undesirable deciduous species are acceptable provided no major leaf drop has occurred. Reduced performance may result if fall treatments are made following a frost.

See "DIRECTIONS FOR USE" and "MIXING, ADDITIVES and APPLICATION INSTRUCTIONS" sections of this label for labeled uses and specific application instructions.

Apply this product as follows to control or partially control the following woody brush and trees.

Alder/Dewberry/Honeysuckle/Post Oak/Raspberry—For control, apply 3 to 4 quarts per acre of this product as a broadcast spray or as a 1 to 1.5 percent solution with hand-held equipment.

Aspen, quaking/Cherry: bitter, black, pin/Hawthorn /Oak, southern red/ Sweetgum/Trumpet creeper—For control, apply 2 to 3 quarts of this product per acre as a broadcast spray or as a 1 to 1.5 percent solution with hand-held equipment.

Birch/Elderberry/Hazel/Salmonberry/ Thimbleberry—For control, apply 2 quarts per acre of this product as a broadcast spray or as a 1 percent solution with hand-held equipment.

Blackberry—For control, apply 3 to 4 quarts per acre of this product as a broadcast spray, or 1 to 1.5 percent solution with hand-held equipment. Make application after plants have reached full leaf maturity. Best results are obtained when applications are made in late summer or fall. After berries have set or dropped in late fall, blackberry can be controlled by applying a 3/4 percent solution of this product plus 0.5

by 1 percent noncane surfactant by total spray volume with hand-held equipment. For control of blackberries after leaf drop and until killing frost or as long as stems are green, apply 3 to 4 quarts of this product in 10 to 40 gallons of water per acre.

Broom: French, Scotch—For control, apply a 1.5 to 2 percent solution with hand-held equipment.

Buckwheat, California/Hasardia/Monkey Flower/ Tobacco, tree—For partial control of these species, apply a 1 to 2 percent solution of this product as a foliar spray with hand-held equipment. Thorough coverage of foliage is necessary for best results.

Catsclaw—For partial control, apply as a 1 to 1.5 percent solution with hand-held equipment.

Coyote Brush—For control, apply a 1.5 to 2 percent solution with hand-held equipment when at least 50 percent of the new leaves are fully developed.

Eucalyptus—For control of eucalyptus resprouts, apply a 2 percent solution of this product with hand-held equipment when resprouts are 6 to 12 feet tall. Ensure complete coverage. Apply when plants are growing actively. Avoid application to drought-stressed plants.

Kudzu—For control, apply 4 quarts of this product per acre as a broadcast spray or as a 2 percent solution with hand-held equipment. Repeat applications will be required to maintain control.

Madrone resprouts—For suppression or partial control, apply a 2 percent solution of this product to resprouts less than 3 to 6 feet tall. Best results are obtained with spring/early summer treatments.

Maple, red—For control, apply as a 1 to 1.5 percent solution with hand-held equipment when at least 50 percent of the new leaves are fully developed. For partial control, apply 2 to 4 quarts of this product per acre as a broadcast spray.

Maple, sugar/Oak, northern pin/Oak, red—For control, apply as a 1 to 1.5 percent solution with hand-held equipment when at least 50 percent of the new leaves are fully developed.

Poison Ivy/Poison Oak—For control, apply 4 to 5 quarts of this product per acre as a broadcast spray or as a 2 percent solution with hand-held equipment. Repeat applications may be required to maintain control. Fall treatments must be applied before leaves lose green color.

Rose, multiflora—For control, apply 2 quarts of this product per acre as a broadcast spray or as a 1 percent solution with hand-held equipment. Treatments should be made prior to leaf deterioration by leaf feeding insects.

Sage, black/Sagebrush, California/Chamise/Tallowtree, Chinese—For control of these species, apply a 1 percent solution of this product as a foliar spray with hand-held equipment. Thorough coverage of foliage is necessary for best results.

Tan oak resprouts—For suppression or partial control, apply a 2 percent solution of this product to resprouts less than 3 to 6 feet tall. Best results are obtained with fall applications.

Willow—For control, apply 3 quarts of this product per acre as a broadcast spray or as a 1 percent solution with hand-held equipment.

Other Woody Brush and Trees listed on this label—For partial control, apply 2 to 5 quarts of this product per acre as a broadcast spray or as a 1 to 2 percent solution with hand-held equipment.

NONCROP USES

See "GENERAL INFORMATION" and "MIXING, ADDITIVES and APPLICATION INSTRUCTIONS" sections of this label for essential product performance information and the following "NONCROP" sections for specific recommended uses.

EXTREME CARE MUST BE EXERCISED TO AVOID CONTACT OF SPRAY WITH FOLIAGE, GREEN STEMS, EXPOSED NON-WOODY ROOTS OR FRUIT OF CROPS, DESIRABLE TURFGRASSES, TREES, SHRUBS OR OTHER DESIRABLE VEGETATION SINCE SEVERE DAMAGE OR DESTRUCTION MAY RESULT.

Repeat treatments may be necessary to control weeds regenerating from underground parts or seeds.

Where repeat applications are necessary, do not exceed 10.6 quarts of this product per acre per year.

This product does not provide residual weed control. For subsequent weed control, follow a label-approved herbicide program.

Read and carefully observe the cautionary statements and all other information appearing on the labels of all herbicides used.

This product controls annual and perennial weeds listed on this label growing in areas such as ditch banks, dry ditches, dry canals, fencerows, and noncrop areas.

For specific rates of application and instructions for control of various annual and perennial weeds and woody brush and trees, see the "WEEDS CONTROLLED" section of this label.

This product may be applied with recirculating sprayers, shielded applicators, or wiper applicators in any noncrop site specified on this label. See the Selective Equipment part of "APPLICATION EQUIPMENT and TECHNIQUES" section of this label for information on proper use and calibration of this equipment.

CONTROL OF EMERGED WEEDS

NOTE: For backpack sprayer and handgun applications, see the "HAND-HELD AND HIGH VOLUME EQUIPMENT" section for recommended rates.

Annual Weeds—Apply 1 quart per acre of this product in these tank mixtures when weeds are less than 6 inches tall and 1.5 quarts per acre when weeds are more than 6 inches tall.

Perennial Weeds—For partial control of perennial weeds using these tank mixtures, apply 2 to 5 quarts per acre of this product. Follow the recommendations in the "WEEDS CONTROLLED" section of this label for stage of growth and rate of application for specific perennial weeds.

PREEMERGENCE WEED CONTROL

For preemergence weed control, refer to the individual product labels for specific noncrop sites, rates, carrier volumes and precautionary statements.

Mix only the quantity of spray solution which can be used during the same day. Do not allow these tank mixtures to stand overnight as this may result in reduced weed control.

FARMSTEAD WEED CONTROL

When applied as directed for "NONCROP USES", under conditions described, this product controls undesirable vegetation listed on this label around farmstead building foundations, along and in fences, shelterbelts and for general nonselective farmstead weed control.

For specific rates of application and instructions for control of various annual and perennial weeds, see the "WEEDS CONTROLLED" section of this label.

FARM DITCHES

This product will suppress perennial grasses along farm ditches. Apply this product at a rate of 6 to 8 fluid ounces per acre. Use 8 fluid ounces per acre when treating tall (coarse) fescue, fine fescue, orchardgrass or quackgrass covers. For best suppression of these species, add ammonium sulfate at a rate of 1.7 pounds per 10 gallons of spray solution. Use 6 fluid ounces per acre without ammonium sulfate when treating Kentucky bluegrass.

Apply treatments in 10 to 20 gallons of spray solution per acre to actively growing perennial grass covers. For best spray distribution and coverage, use flat fan nozzles.

Add a nonionic surfactant at a rate of 0.5 percent of the spray solution.

Where broadleaf weed control or suppression is desired, tank mix this product with an appropriate, labeled broadleaf weed herbicide.

CONSERVATION RESERVE PROGRAM (CRP ACRES)

This product can be used to control undesirable vegetation when rotating out of CRP acres or to suppress competitive growth and seed production of undesirable vegetation in CRP acres.

For specific rates of application for various annual and perennial weeds, see the "WEEDS CONTROLLED" section of this label.

CRP applications may be made with wiper applicators or conventional spray equipment.

For selective applications with broadcast spray equipment, apply 12 to 16 ounces per acre of this product in early spring before desirable CRP grasses, such as crested and tall wheatgrass, break dormancy and initiate green growth. Late fall applications can be made after desirable perennial grasses have reached dormancy. Some stunting of CRP perennial grasses will occur if applications are made when plants are not dormant.

HABITAT MANAGEMENT

This product is recommended for the restoration and/or maintenance of native habitats and in wildlife management areas. Apply as recommended in the "NONCROP USES" section of this label.

Habitat Restoration and Maintenance—When applied as directed, exotic and other undesirable vegetation may be controlled in habitat management areas. Applications can be made to allow recovery of native plant species, prior to planting desirable native species, and for similar broadspectrum vegetation control requirements in habitat management areas. Spot treatments can be made to selectively remove unwanted plants for habitat maintenance and enhancement. For spot treatments, care should be exercised to keep spray off of desirable plants.

Wildlife Food Plots—This product may be used as a site preparation treatment prior to planting wildlife food plots. Any wildlife food species may be planted after applying this product, or native species may be allowed to repopulate the area. If tillage is needed to prepare a seedbed, wait 7 days after applying this product before tilling.

CHRISTMAS TREES

THIS PRODUCT IS NOT RECOMMENDED FOR USE AS AN OVER-THE-TOP BROADCAST SPRAY IN CHRISTMAS TREES.

NOTE: Desirable plants may be protected from the spray solution by using shields or coverings made of cardboard or other impermeable material.

When applied as instructed for the conditions described for "NONCROP USES", this product controls undesirable vegetation listed on this label prior to planting, and as a postdirected spray around Christmas trees.

For specific rates of application and instructions for control of various annual and perennial weeds, see the "WEEDS CONTROLLED" section of this label.

Where repeat applications are necessary, do not exceed 10.6 quarts of this product per acre per year.

Site Preparation—Following preplant applications of this product, any Christmas tree species may be planted. Precautions should be taken to protect nontarget plants during site preparation applications.

Postdirected Spray—Use as a postdirected spray around Christmas trees. Care must be exercised to avoid contact of spray, drift or mist with foliage of or green bark of established species.

CUT STUMP TREATMENTS

Woody vegetation may be controlled by treating freshly cut stumps of trees and resprouts with this product. Apply this product using suitable equipment to ensure coverage of the entire cambium. Cut vegetation close to the soil surface. Apply a 50 to 100 percent solution of this product to the freshly-cut surface immediately after cutting. Delays in application may result in reduced performance. For best results, appli-

cations should be made during periods of active growth and full leaf expansion.

When used according to directions for cut stump application, this product will CONTROL, PARTIALLY CONTROL or SUFFRESS many types of woody brush and tree species, some of which are listed below:

Alder	Saltcedar
<i>Alnus spp.</i>	<i>Tamarisk spp.</i>
Eucalyptus	Sweetgum
<i>Eucalyptus spp.</i>	<i>Liquidambar styraciflua</i>
Madrone	Tan Oak
<i>Arbutus menziesii</i>	<i>Lithocarpus densiflorus</i>
Oak	Willow
<i>Quercus spp.</i>	<i>Salix spp.</i>
Reed, giant	
<i>Arundo donax</i>	

TURFGRASSES AND GRASSES FOR SEED PRODUCTION

PREPLANT AND RENOVATION

When applied as directed for "NONCROP USES", under conditions described, this product controls most existing vegetation prior to the planting or renovation of either turfgrasses or grass seed production areas.

For specific rates of application and instructions for control of various annual and perennial weeds, and woody brush and trees, see the "WEEDS CONTROLLED" section of this label.

For maximum control of existing vegetation, delay planting to determine if any regrowth from escaped underground plant parts occurs. Where repeat treatments are necessary, sufficient regrowth must be attained prior to application. For warm-season grasses, such as bermudagrass, summer or fall applications provide best control.

DO NOT DISTURB SOIL OR UNDERGROUND PLANT PARTS BEFORE TREATMENT. Tillage or renovation techniques such as vertical mowing, coring or slicing should be delayed for 7 days after application to allow proper translocation into underground plant parts.

TURFGRASSES

Where existing vegetation is growing in a field or uncrowded situation, apply this product to actively growing weeds at the stages of growth listed in the "WEEDS CONTROLLED" section of this label.

Where existing vegetation is growing under mowed turfgrass management, apply this product after omitting at least one regular mowing to allow sufficient growth for good interception of the spray.

Desirable turfgrasses may be planted following the above procedures.

GRASSES FOR SEED PRODUCTION

Apply this product to actively growing weeds at the stages of growth recommended in the "WEEDS CONTROLLED" section of this label prior to planting or renovation of turf or forage grass areas grown for seed production.

DO NOT feed or graze treated areas within 8 weeks after application.

CROPPING SYSTEMS

When applied as directed for "CROPPING SYSTEMS", under the conditions described, this product controls annual and perennial weeds listed on this label, prior to the emergence of direct seeded crops or prior to transplanting of crops listed on this label.

See "GENERAL INFORMATION" and "MIXING, ADDITIVES and APPLICATION INSTRUCTIONS" sections of this label for essential product performance information.

See the following "CROPPING SYSTEMS" sections for specific recommended uses.

EXTREME CARE MUST BE EXERCISED TO AVOID CONTACT OF SPRAY WITH FOLIAGE, GREEN STEMS OR FRUIT OF DESIRABLE CROPS, PLANTS, TREES OR OTHER DESIRABLE VEGETATION SINCE SEVERE DAMAGE OR DESTRUCTION MAY RESULT.

Repeat treatments may be necessary to control weeds regenerating from underground parts or seed. Except as otherwise specified on this label, repeat treatments must be made before the crop emerges in accordance with the instructions of this label.

Except as otherwise specified in a crop section of this label, the combined total of all treatments must not exceed 8 quarts per acre of this product per year.

For any crop not listed below, applications must be made at least 30 days prior to planting.

Do not harvest or feed treated vegetation for 8 weeks following application. Following spot treatment or selective equipment use, allow 14 days before grazing domestic livestock or harvesting forage grasses and legumes.

ROW CROPS

CORN (ALL)*
COTTON*
PEANUTS
SORGHUM (MILO)*
SOYBEANS*
SUGARCANE*

CEREAL GRAINS

BARLEY*
BUCKWHEAT*
MILLET (PEARL, PROSO)*
OATS*
RICE**
RYE*
TRITICALE*
WHEAT (ALL)*
WILD RICE*

CITRUS

CALAMONDIN
CHIRONJA

CITRON

GRAPEFRUIT
KUMQUAT
LEMON
LIME
MANDARIN ORANGE
ORANGE (ALL)
PUMMELO
TANGELO
TANGERINE
TANGORS

TREE NUTS

ALMOND
BEECHNUT
BRAZIL NUT
BUTTERNUT
CASHEW
CHESTNUT
CHINQUAPIN
FILBERT (HAZELNUT)

HICKORY NUT
MACADAMIA
PECAN
PISTACHIO
WALNUT (BLACK, ENGLISH)

VINE CROPS

GRAPES
KIWI FRUIT

TREE FRUITS

APPLE
APRICOTS
CHERRY (SWEET, SOUR)
LOQUAT
MAYHAW
NECTARINE
OLIVE
PEACH
PEAR
PLUM/PRUNE (ALL)
QUINCE

VEGETABLES

ARTICHOKE, JERUSALEM
ASPARAGUS*
BEANS (ALL)
BEET GREENS
BEETS (RED, SUGAR)
BROCCOLI (ALL)
BRUSSELS SPROUTS
CABBAGE (ALL)
CABBAGE, CHINESE
CANTALOUPE***
CARROT
CAULIFLOWER
CASABA MELON***

CELERIAC
CELERY
CHARD, SWISS
CHICORY
COLLARDS
CRENSHAW MELON***
CUCUMBER***
EGGPLANT***
ENDIVE
GARLIC***
GOURDS***
GROUND CHERRY***
HONEYDEW MELON***
HONEY BALL MELON***
HORSERADISH
KALE
KOHLRABI
LEEK
LENTILS
LETTUCE
MANGO MELON***
MELONS (ALL)***
MUSKMELON***
MUSTARD GREENS
OKRA
ONION
PARSLEY
PARSNIPS
PEAS (ALL)
PEPPER (ALL)***
PERSIAN MELON***
POTATO (IRISH, SWEET)
PUMPKIN***
RADISH
RAPE GREENS

RHUBARB
RUTABAGA
SHALLOT
SPINACH (ALL)
SQUASH (SUMMER,
WINTER)***
TOMATILLO***
TOMATO***†
TURNIP
WATERCRESS***
WATERMELON***
YAMS

SMALL FRUITS AND BERRIES

BLACKBERRY
BLUEBERRY
BOYSENBERRY
CRANBERRY
CURRANT
DEWBERRY
ELDERBERRY
GOOSEBERRY
HUCKLEBERRY
LOGANBERRY
OLALLIEBERRY
RASPBERRY (BLACK, RED)

FORAGE CROPS AND LEGUMES

ALFALFA*
FORAGE GRASSES*
FORAGE LEGUMES*

TROPICAL CROPS

ACEROLA
ATEMOYA
AVOCADO
BANANA
BREADFRUIT
CANISTEL
CARAMBOLA
CHERIMOYA
COCOA BEANS
COFFEE
DATES
FIGS
GENIP
GUAVA
JABOTICABA
JACKFRUIT
LONGAN
LYCHEE
MANGO
PAPAYA
PASSION FRUIT
PERSIMMONS
PINEAPPLE****
PLANTAINS
POMEGRANATE
SAPODILLA
SAPOTE (BLACK,
MAMEY, WHITE)
SOURSOP
SUGAR APPLE
TAMARIND
TEA

* Spot treatments may be applied in these crops.

** Do not treat rice fields or levees when the fields contain flood water.

*** Apply only prior to planting. Allow at least 3 days between application and planting.

**** Do not feed or graze treated pineapple forage following application.

† Use is restricted to direct seeded crops only.

When applying this product prior to transplanting crops into plastic mulch, care must be taken to remove residues of this product from the plastic prior to transplanting. Residues can be removed by 0.5 inch natural rainfall or by applying water via a sprinkler irrigation system.

Spot Treatment (Only those crops with "*" can be spot treated.) - Applications in growing crops must be made prior to heading of small grains and milo, initial pod set in soybeans, silking of corn, or boll opening on cotton.

For forage grasses and forage legumes see "SPOT TREATMENT" in the "PASTURES" section of "CROPPING SYSTEMS" in this label.

For dilution and rates of application using boom or hand-held equipment, see "MIXING, ADDITIVES and APPLICATION INSTRUCTIONS" and "WEEDS CONTROLLED" sections of this label.

NOTE: FOR FORAGE GRASSES AND FORAGE LEGUMES, NO MORE THAN ONE-TENTH OF ANY ACRE SHOULD BE TREATED AT ONE TIME. FOR ALL OTHER CROPS, DO NOT TREAT MORE THAN 10 PERCENT OF THE TOTAL FIELD AREA TO BE HARVESTED.

THE CROP RECLIVING SPRAY IN TREATED AREA WILL BE KILLED. TAKE CARE TO AVOID DRIFT OR SPRAY OUTSIDE TARGET AREA FOR THE SAME REASON.

Selective Equipment—This product may be applied through recirculating sprayers, shielded applicators or wiper applicators in cotton and soybeans. Shielded and wiper applicators may also be used in tree crops and grapes. Wiper applicators may be used in wheat, rutabagas, forage grasses and forage legumes, including pasture sites and grain sorghum (milo).

See the "SELECTIVE EQUIPMENT" part of the "APPLICATION EQUIPMENT and TECHNIQUES" section of this label for information on proper use and calibration of this equipment.

Allow at least the following time intervals between application and harvest:

Cotton, Soybeans	7 days
Apples, Atemoya, Avocado, Breadfruit, Canistel, Carambola, Cherry, Citrus, Grapes, Dates, Jaboticaba, Jackfruit, Longan, Lychee, Passion Fruit, Pear, Persimmons, Rutabagas, Sapodilla, Sapote, Soursoy, Sugar Apple, Tamarind	14 days
Stone Fruit	17 days
Nut Crops, except pistachios	3 days
Pistachio nuts	21 days
Wheat ¹	35 days
Sorghum (milo) ^{1,2}	40 days

¹ Do not use roller applicators.

² Do not feed or graze treated milo fodder. Do not ensile treated vegetation.

ASPARAGUS

When applied as directed for "CROPPING SYSTEMS" under the conditions described, this product controls weeds listed on this label in asparagus.

For specific rates of applications and instructions for control of various annual and perennial weeds, see the "WEEDS CONTROLLED" section of this label.

Prior to Crop Emergence— Apply this product prior to crop emergence for the control of emerged labeled annual and perennial weeds. DO NOT APPLY WITHIN A WEEK BEFORE THE FIRST SPEARS EMERGE.

Spot Treatment Apply this product immediately after cutting, but prior to the emergence of new spears. Do not treat more than 10 percent of the total field area to be harvested. Do not harvest within 5 days of treatment.

Postharvest Apply this product after the last harvest and all spears have been removed. If spears are allowed to regrow, delay application until ferns have developed. Delayed treatments should be applied as

directed or shielded spray in order to avoid contact of the spray with ferns, stems or spears. Direct contact of the spray with the asparagus may result in serious crop injury.

NOTE: Select and use recommended types of spray equipment for postemergence postharvest applications. A directed spray is any application where the spray pattern is aligned in such a way as to avoid direct contact of the spray with the crop. A shielded spray is any application where a physical barrier is provided and maintained between the spray and the crop to prevent contact of spray with the crop.

BERRIES AND SMALL FRUITS

Wiper applicators may be used in cranberries in accordance with instructions in this section.

For other berries, apply as a preplant broadcast application, or as a directed spray or wiper application post planting.

See "GENERAL INFORMATION" and "RATES, ADJUSTMENTS AND APPLICATION INSTRUCTIONS" sections of this label for essential product performance information.

See the "SELECTIVE EQUIPMENT" part of the "APPLICATION EQUIPMENT AND TECHNIQUES" section of this label for information on recommended use and calibration of this equipment.

Allow a minimum of 30 days between last application and harvest of cranberries. For other small fruits and berries, allow a minimum of 14 days between last application and harvest.

For Wiper or other Wiper Applicators— Mix 1 gallon of this product in 4 gallons of water to prepare a 20 percent solution.

In severe infestations, reduce equipment ground speed to ensure that adequate amounts of this product are wiped on the weeds. A second treatment in the opposite direction may be beneficial.

Do not permit herbicide solution to contact desirable vegetation, including green shoots, canes or foliage.

FALLOW AND REDUCED TILLAGE SYSTEMS

FOR AERIAL APPLICATION IN CALIFORNIA, REFER TO SUPPLEMENTAL LABEL.

Use this product in fallow and reduced tillage systems for control of annual weeds prior to emergence of crops listed in this label. Refer to the "WEEDS CONTROLLED" section of this label for specific rates and instructions. This product may be applied using ground or aerial spray equipment. See the "APPLICATION EQUIPMENT AND TECHNIQUES" section of this label for instructions.

TANK MIXTURES

■ Roundup® plus BANVEL plus NONIONIC SURFACTANT ■

■ Roundup plus 2,4-D plus NONIONIC SURFACTANT ■

■ Roundup plus GOAL™ plus NONIONIC SURFACTANT ■

DO NOT APPLY BANVEL OR 2,4-D TANK MIXTURES BY AIR IN CALIFORNIA.

Applications of 2,4-D or Banvel must be made at least 7 days prior to planting corn.

The addition of Banvel in a mixture with this product may provide short-term residual control of selected weed species. Some crop injury may occur if Banvel is applied within 45 days of planting. Refer to the Banvel and 2,4-D labels for cropping restrictions and other use instructions.

Roundup plus Goal Tank Mixtures

This product alone or in tank mixtures with Goal plus 0.5 to 1 percent nonionic surfactant by total spray volume will provide control of those weeds listed below.

Make applications when weeds are actively growing and at the recommended stages of growth. Avoid spraying when weeds are subject to moisture stress, when dust is on the foliage or when straw canopy covers the weeds.

Roundup® 12 fluid oz/acre		Roundup 16 fluid oz/acre	
Wheat	18"	Annual grasses at left plus:	
Barley	12"	Ryegrass, annual	6"
Bluegrass, annual	6"	Chickweed	6"
Barleygrass	6"	Groundsel	6"
Rye	5"	Marestail	6"
		Rocket, London	6"
		Shepherdspurse	6"
		Crabgrass	12"
		Johnsongrass, seedling	12"
		Lambsquarters	12"
		Oats, wild	12"
		Figweed, redroot	12"
		Mustards	12"

NOTE: Use 32 fluid ounces of this product per acre where heavy weed densities exist.

Roundup 12 fluid oz/acre + GOAL** 2 to 4 fluid oz/acre		Roundup 16 fluid oz/acre + GOAL** 2 to 4 fluid oz/acre	
Annual grasses above plus:		Annual weeds above plus:	
Cheeseweed, common	3"	Cheeseweed, common	6"
Chickweed	3"	Groundsel	6"
Groundsel	3"	Chickweed	12"
Rocket, London	6"	Rocket, London	12"
Shepherdspurse	6"	Shepherdspurse	12"

NOTE: Use 32 fluid ounces of this product per acre in mixtures with 2 to 4 fluid ounces of Goal per acre where heavy weed densities exist.

*Maximum height or length in inches.

**Use the higher rate of Goal when weeds approach maximum recommended height or stands are dense.

These recommended tank mixtures may be applied using ground or aerial spray equipment. Refer to the "WEEDS CONTROLLED" section of this label for specific rates and instructions.

ECOFARMING SYSTEMS

The recommendations made in this section are not registered for use in California.

The Ecofarming System consists of the following rotation: winter wheat, corn/sorghum, ecofallow.

Use the following tank mixtures for control of emerged annual weeds before planting corn or sorghum in the Ecofarming System.

- Roundup® at 16 to 20 fluid ounces per acre ■
- plus
- 2,4-D at 0.375 to 0.5 pound a.i. per acre ■
- plus
- Atrazine at 0.75 to 1 pound a.i. per acre ■
- plus
- Lasso® at 2.5 to 3 quarts per acre ■

The above tank mixture should be applied in 28-0-0 or 32-0-0 liquid fertilizer carrier at 20 to 30 gallons per acre. The liquid fertilizer may be diluted with water to achieve the desired carrier volume.

WEEDS CONTROLLED: The following weeds, up to a maximum height of 4 inches, will be controlled:

Brome, downy <i>Bromus tectorum</i>	Lettuce, prickly <i>Lactuca serriola</i>
Cheat <i>Bromus secalinus</i>	Pigweed, redroot <i>Amaranthus retroflexus</i>
Foxtail, green <i>Setaria viridis</i>	Thistle, Russian <i>Salsola kali</i>

Foxtail, yellow <i>Setaria lutescens</i>	Wheat, volunteer <i>Triticum aestivum</i>
Kochia* <i>Kochia scoparia</i>	

*For improved control of kochia, add 4 fluid ounces per acre (0.125 pound a.i. per acre) of Banvel to the above tank mixture.

Risk of crop injury from 2,4-D or Banvel can be reduced by applying this treatment 7 to 14 days before planting.

Refer to the label booklet for Lasso herbicide for preemergence weed control achieved by this tank mixture.

Refer to the specific product labels for crop rotation restrictions and cautionary statements for all products used in these tank mixtures.

AID TO TILLAGE

This product, when used in conjunction with preplant tillage practices, will provide control of downy brome, cheat, volunteer wheat, tansy mustard and foxtail. Apply 8 fluid ounces of this product plus 0.5 to 1 percent nonionic surfactant by total spray volume in 3 to 10 gallons of water per acre. Make applications when weeds are actively growing and before they are 6 inches in height. Application must be followed by conventional tillage practices no later than 15 days after treatment and before regrowth occurs. Allow at least 1 day after application before tillage. Tank mixtures with residual herbicides may result in reduced performance.

POSTHARVEST GRAIN SORGHUM, SORGHUM REGROWTH CONTROL

This product may be applied to grain sorghum (milo) stubble following harvest to suppress or control regrowth. Apply 1 quart of this product per acre for control, or 1.5 pints of this product per acre for suppression. Use 0.5 percent nonionic surfactant in 3 to 10 gallons of spray solution per acre.

34046

PASTURES

Apply this product prior to planting forage grasses and legumes.

Pasture or Hay Crop Renovation—When applied as a broadcast spray, this product controls the annual and perennial weeds listed in this label prior to planting forage grasses or legumes. Remove domestic livestock before application and wait 8 weeks after application before grazing or harvesting.

Spot Treatment—When applied as a spot treatment as recommended, this product controls annual and perennial weeds listed in this label which are growing in pastures, forage grasses and forage legumes composed of bahiagrass, bermudagrass, bluegrass, brome, fescue, orchardgrass, ryegrass, timothy, wheatgrass, alfalfa or clover.

Wiper Application—When applied as directed, this product controls or suppresses the weeds listed under "WIPER APPLICATORS" in the "SELECTIVE EQUIPMENT" section of this label.

For spot treatment and wiper application, apply in areas where the movement of domestic livestock can be controlled. No more than one-tenth of any acre should be treated at one time. Further applications may be made in the same area at 30-day intervals. Remove domestic livestock before application and wait 14 days after application before grazing livestock or harvesting.

SUGARCANE

When applied as directed for "CROPPING SYSTEMS", under the conditions described, this product controls those emerged annual and perennial weeds listed on this label growing in or around sugarcane or in fields prior to the emergence of plant cane. This product will also control undesirable sugarcane.

NOTE: Where repeat treatments are necessary, do not exceed a total of 10.5 quarts of this product per acre per year. Do not apply to vegetation in or around ditches, canals or ponds containing water to be used for irrigation.

Broadcast Treatment—Apply this product in 10 to 40 gallons of water per acre on emerged weeds prior to the emergence of plant cane.

For specific rates of application and instructions for control of various annual and perennial weeds, see the "WEEDS CONTROLLED" section of this label.

For removal of last stubble or ratoon cane, apply 4 to 5 quarts of this product in 10 to 40 gallons of water per acre to new growth having at least 7 or more new leaves. Allow 7 or more days after application before tillage.

Spot Treatment in or Around Sugarcane Fields—For dilution and rates of application using hand-held equipment, see "MIXING, ADDITIVES and APPLICATION INSTRUCTIONS" and "WEEDS CONTROLLED" sections of this label.

For control of volunteer or diseased sugarcane, make a 1 percent solution of this product in water and spray to wet the foliage of vegetation to be controlled.

NOTE: When spraying volunteer or diseased sugarcane, the plants should have at least 7 new leaves.

Avoid spray contact with healthy cane plants since severe damage or destruction may result.

Do not feed or graze treated sugarcane forage following application.

350416

**CONSERVATION TILLAGE, MINIMUM
TILLAGE AND NO-TILL SYSTEMS
CORN AND SOYBEANS
Tank Mixtures**

The recommendations made in this section are not registered for use in California.

When applied as recommended under the conditions described, the tank mixtures listed in this section control many emerged weeds, and give preemergence control of many annual weeds where corn or soybeans will be planted directly into a cover crop, established sod or in previous crop residues.

Refer to specific product labels for crop rotation restrictions and cautionary statements of all products used in these tank mixtures. For mixing instructions, see the "MIXING, ADDITIVES and APPLICATION INSTRUCTIONS" section of this label.

Apply these tank mixtures in 10 to 20 gallons of water or 10 to 60 gallons of nitrogen solution per acre before, during or after planting. Do not apply these mixtures after crop emergence.

When tank mixing with residual herbicides, add an agriculturally approved nonionic surfactant at 0.5 to 1 percent by volume of spray solution. The addition of 1 to 2 percent dry ammonium sulfate by weight may increase the performance of this product.

NOTE: When using these tank mixtures, do not exceed 4 quarts of this product per acre.

CORN

For residual control, this product may be tank-mixed with the following herbicides or combination of herbicides:

LASSO/ALACHLOR	ATRAZINE
LARIAT*	CYANAZINE
BULLET*	SIMAZINE
DUAL™	PROWL™
BICEPT™	MICRO-TECH™
PARTNER™	

For improved burndown, this product may be tank-mixed with 2,4-D or dicamba. Applications of 2,4-D or dicamba must be made at least 7 days prior to planting corn. See the "WEEDS CONTROLLED" section for specific rate information.

SOYBEANS

For residual control, this product may be tank-mixed with the following herbicides or combination of herbicides.

CANOPY™	LOROX™ PLUS
COMMAND™	PREVIEW™
DUAL	PROWL
GEMINI™	TURBO™
LASSO/ALACHLOR	SCEPTER™
LEXONE™	SENCOR™
LINURON	SQUADRON™
PURSUIT™	PURSUIT PLUS™
PARTNER	MICRO-TECH®

For improved burndown, this product may be tank-mixed with the following herbicides:

2,4-DB
2,4-D*

*See the label for 2,4-D for intervals between application and planting.

CORN AND SOYBEANS

Annual Weeds—For difficult-to-control weeds such as fall panicum, barnyardgrass, crabgrass, shattercane and broadleaf signalgrass up to 2 inches tall, and Pennsylvania smartweed up to 6 inches tall, apply this product at 2 pints per acre in these tank mixtures. For other labeled annual weeds, apply 1 to 1.5 pints of this product per acre when weeds are less than 6 inches tall, and 2 to 3 pints when weeds are over 6 inches tall. For a complete list of annual weeds controlled, see the "WEEDS CONTROLLED" section of this label.

Perennial Weeds—At normal application times in minimum tillage systems, perennial weeds may not be at the proper stage of growth for control. See the "WEEDS CONTROLLED" section of this label for the proper stage of growth for perennial weeds.

Use of 2 to 4 quarts of this product per acre in the tank mixtures mentioned above, under these conditions provides top kill and reduces competition from many emerged perennial grass and broadleaf weeds. For emerged perennial weeds controlled, see the "WEEDS CONTROLLED" section of this label.

To obtain the desired stage of growth, it may be necessary to apply this product alone in the late summer or fall and then follow with a label-approved, seedling weed-control program at planting.

USE OF THESE TANK MIXTURES FOR BERMUDAGRASS OR JOHNSONGRASS CONTROL IN MINIMUM TILLAGE SYSTEMS IS NOT RECOMMENDED. For bermudagrass control, follow the instructions under "CONTROL OF PERENNIAL WEEDS" section of this label and then use a label-approved, seedling weed-control program in a minimum tillage or conventional tillage system. For Johnsongrass control, follow instructions under "CONTROL OF PERENNIAL WEEDS" section of this label, and then use a label-approved, seedling weed-control program with conventional tillage.

PREHARVEST APPLICATIONS

When applied as directed under the conditions described, this product controls annual and perennial weeds listed on this label prior to the harvest of cotton, soybeans and wheat.

For specific rates and application instructions for control of various annual and perennial weeds, see the "WEEDS CONTROLLED" section of this label.

This product may be applied by both ground and aerial application equipment. DO NOT APPLY MORE THAN 1 QUART PER ACRE OF THIS PRODUCT BY AIR. See the "APPLICATION EQUIPMENT AND TECHNIQUES" section of this label for instructions for ground and aerial applications.

NOTE: Do not apply to crops grown for seed. Reduction in germination or vigor may occur.

SOYBEANS

Apply after pods have set and lost all green color. Allow a minimum of 7 days between application and harvest of soybeans. Care should be taken to avoid excessive seed shatter loss due to ground application equipment.

Do not graze or harvest treated crop for livestock feed within 25 days of last preharvest application.

DO NOT APPLY MORE THAN 6 QUARTS PER ACRE OF THIS PRODUCT FOR PREHARVEST APPLICATIONS.

COTTON

Broadcast Applications—This product may be applied using either aerial or ground spray equipment. For ground applications with broadcast equipment, apply this product in 10 to 20 gallons of water per acre. For aerial applications, apply this product in 3 to 10 gallons of water per acre.

This product provides weed control and cotton regrowth inhibition when applied prior to the harvest of cotton. Apply 1 to 2 quarts of this product in 3 to 10 gallons of water per acre for cotton regrowth inhibition. Do not apply more than 2 quarts of this product per acre for preharvest applications. THE USE OF ADDITIVES FOR PREHARVEST APPLICATION TO COTTON IS PROHIBITED.

This product may be tank mixed with DEFTM 6, FofexTM, or PrepTM to provide additional enhancement of cotton leaf drop.

Allow a minimum of 7 days between application and harvest of cotton.

Apply after sufficient bolls have developed to produce the desired yield of cotton. Applications made prior to this time could affect maximum yield potential.

Do not feed or graze treated cotton forage or hay following preharvest applications.

WHEAT

Apply after the hard-dough stage of grain (30% or less grain moisture) and at least 7 days prior to harvest.

DO NOT APPLY MORE THAN 1 QUART PER ACRE OF THIS PRODUCT FOR PREHARVEST APPLICATIONS TO WHEAT.

TREE AND VINE CROPS

This product is recommended for weed control in established groves, vineyards, and orchards, or for site preparation prior to transplanting crops listed in this section. Applications may be made with boom equipment, CDA, shielded sprayers, hand-held and high-volume wands, lances, orchard guns or with wiper applicator equipment, except as directed in this section. See the "APPLICATION EQUIPMENT AND TECHNIQUES" section of this label for specific information on use of equipment.

When applying this product, refer to the "WEEDS CONTROLLED" section of this label and to specific recommendations in this section for rates to be used.

NOTE

Repeat treatments may be necessary to control weeds originating from underground parts of untreated weeds or from seeds. This product does not provide residual weed control. For subsequent weed control, use repeated applications of this product. Do not apply more than 10.6 quarts of this product per acre per year.

EXTREME CARE MUST BE EXERCISED TO AVOID CONTACT OF HERBICIDE SOLUTION, SPRAY DRIFT OR MIST WITH FOLIAGE OR GREEN BARK OF TRUNK, BRANCHES, SUCKERS, FRUIT OR OTHER PARTS OF TREES OR VINES. CONTACT OF THIS PRODUCT WITH OTHER THAN MATURED BROWN BARK CAN RESULT IN SERIOUS CROP DAMAGE.

AVOID PAINTING OUT STUMPS WITH THIS PRODUCT AS INJURY RESULTING FROM ROOT GRAFTING MAY OCCUR IN ADJACENT TREES.

Reduced control may result when applications are made to annual or perennial weeds that have been mowed, grazed or cut and have not been allowed to regrow to the recommended stage for treatment.

For specific rates of applications and instructions, see the "WEEDS CONTROLLED" section of this label, and to specific recommendations which follow.

MIDDLES MANAGEMENT

FOR ANNUAL WEEDS IN MIDDLES BETWEEN ROWS OF TREE AND VINE CROPS

For citrus crops, treat uniformly between trees.

Roundup[®]

Roundup plus GOAL

This product alone or in mixtures with Goal will control or suppress the annual weeds listed below.

Apply the recommended rates of this product, either alone or in mixtures with Goal, plus 0.5 to 1 percent nonionic surfactant by spray volume in 3 to 10 gallons of water per acre. Apply when weeds are actively growing and less than 6 inches in height or diameter. If weeds are under drought

38 of 46

stress, irrigate prior to application. Reduced control may occur if weeds have been mowed prior to application. Up to 48 fluid ounces per acre of this product may be used to control weeds, which have been mowed, are stressed or are growing in dense populations.

WEED SPECIES	MAXIMUM HEIGHT/DIAMETER (INCHES)	RATE PER ACRE	
		Roundup® (FLUID OUNCES)	GOAL (FLUID OUNCES)
Barley <i>Hordeum vulgare</i>	6	8	
Bluegrass, annual <i>Poa annua</i>			
Barnyardgrass <i>Echinochloa crus-galli</i>	6	12	
Chickweed, common <i>Stellaria media</i>			
Red Maids <i>Calandrinia ciliata</i>			
Crabgrass <i>Digitaria spp.</i>	6	16	—
Fleabane, hairy <i>Conyza bonariensis</i>		16 to 32	4 to 16**
Groundsel, common <i>Senecio vulgaris</i>			
Junglerice <i>Echinochloa colonum</i>			
Lambsquarters, common <i>Chenopodium album</i>			

WEED SPECIES	MAXIMUM HEIGHT/DIAMETER (INCHES)	RATE PER ACRE	
		Roundup® (FLUID OUNCES)	GOAL (FLUID OUNCES)
Pigweed, redroot <i>Amaranthus retroflexus</i>	6	16	—
Rocket, London <i>Sisymbrium irio</i>		16 to 32	4 to 16**
Ryegrass, common <i>Lolium multiflorum</i>			
Shepherdspurse <i>Capsella bursa-pastoris</i>			
Sowthistle, annual <i>Sonchus oleraceus</i>			
Cheeseweed, common <i>Malva spp.</i>	3	12 to 32	4 to 16
Cheeseweed, common <i>Malva spp.</i>	6	16 to 32	4 to 16
Filaree* <i>Erodium spp.</i>			
Horseweed/Marestail <i>Conyza canadensis</i>			
Nettle, stinging <i>Urtica dioica</i>			
Purslane, common <i>Portulaca oleracea</i>			

*Suppression only.
**The mixture of this product plus Goal is recommended when weeds are stressed or growing in dense populations.

STRIPS

FOR ANNUAL AND PERENNIAL WEEDS
IN STRIPS OF TREE AND VINE CROPS

■ TANK MIXTURES WITH RESIDUAL HERBICIDES ■

When applied as a tank mixture, this product provides control of the emerged annual weeds and control or suppression of emerged perennial weeds listed in this label. The following residual herbicides will provide preemergence control of those weeds listed in the individual product labels.

- Roundup® plus GOAL 1.6E ■
- Roundup plus KARMEX™ DF ■
- Roundup plus KROVAR I ■
- Roundup plus KROVAR II ■
- Roundup plus SIMAZINE, PRINCEP CALIBER 90 ■
- Roundup plus SIMAZINE 4L ■
- Roundup plus SIMAZINE 80W ■
- Roundup plus SOLICAM™ 80DF ■
- Roundup plus SURFLAN AS ■
- Roundup plus SURFLAN 75W ■
- Roundup plus SIMAZINE (80W, or 4L, ■
or PRINCEP CALIBER 90) plus SURFLAN (AS or 75W) ■
- Roundup plus GOAL (1.6E) plus SURFLAN (AS or 75W) ■

- Roundup plus GOAL (1.6E) plus SIMAZINE ■
(80W, or 4L, or PRINCEP CALIBER 90) ■
- Roundup plus GOAL (1.6E) plus SURFLAN (AS or 75W) ■
plus SIMAZINE (80W, 4L, or PRINCEP CALIBER 90) ■

Do not apply these tank mixtures in Puerto Rico.

When tank-mixing with residual herbicides, add an agriculturally approved nonionic surfactant at 0.5 to 1 percent by volume of spray solution.

Refer to the individual product labels for specific crops, rates, geographical restrictions and precautionary statements.

Read and carefully observe the label claims, cautionary statements, rates and all other information on the labels of all products.

RECOMMENDED RATES

Annual Weeds—Apply 1 to 5 quarts per acre of this product in these tank mixtures. Use rates at the higher end of the recommended range when weeds are stressed, growing in dense populations or are greater than 12 inches tall.

Perennial Weeds—Apply 1 pint to 5 quarts per acre of this product in these tank mixtures to control or suppress perennial weeds. Follow the recommendations in the "WEEDS CONTROLLED" section of this label for stage of growth and application rates for specific perennial weeds.

■ Roundup® plus GOAL plus SIMAZINE/SURFLAN ■

This product plus low rates of Goal in 3-way or 4-way mixtures with simazine and/or Surflan will provide postemergence control of the weeds listed below.

Refer to the individual simazine and Surflan labels for preemergence

rates, weeds controlled, precautionary statements and other important information.

Apply these tank mixtures in 3 to 40 gallons of water. Add 0.5 to 1 percent nonionic surfactant by total spray volume to the spray solution.

Apply 1 to 5 quarts per acre of this product plus 4 to 48 fluid ounces per acre of Goal plus labeled rates of simazine and/or Surflan to control the following weeds:

Barley, wild <i>Hordeum leporinum</i>	Horseweed/Marestail <i>Conyza canadensis</i>
Bluegrass, annual <i>Poa annua</i>	Nettle, stinging <i>Urtica dioica</i>
Cheeseweed, common <i>Malva spp.</i>	Pineappleweed <i>Matricaria matricarioides</i>
Chickweed, common <i>Stellaria media</i>	Rocket, London <i>Sisymbrium irio</i>
Fitaree* <i>Erodium spp.</i>	Shepherdspurse <i>Capsella bursa-pastoris</i>
Fleabane, hairy <i>Conyza bonariensis</i>	Sowthistle, annual <i>Sonchus oleraceus</i>
Groundsel, common <i>Senecio vulgaris</i>	

* Use a minimum of 1.5 quarts of this product in these mixtures.

NOTE: This recommendation does not preclude the use of Goal in these mixtures at higher, labeled rates for preemergence weed control.

■ PERENNIAL GRASS SUPPRESSION ORCHARD FLOORS ■

When applied as directed, this product will suppress vegetative growth as indicated below.

Bahiagrass

This product will provide significant inhibition of seedhead emergence and will suppress vegetative growth for a period of approximately 45 days with a single application and approximately 120 days with sequential applications. Apply this product 1 to 2 weeks after full green-up or after mowing to a uniform height of 3 to 4 inches. Applications must be made prior to seedhead emergence. Apply 6 fluid ounces of this product plus 0.5 to 1 percent nonionic surfactant by total spray volume in 10 to 25 gallons of water per acre.

Sequential applications of this product plus nonionic surfactant may be made at approximately 45-day intervals to extend the period of seedhead and vegetative growth suppression. For continued seedhead suppression, sequential applications must be made prior to seedhead emergence. Apply no more than 2 sequential applications per year. As a first sequential application, apply 4 fluid ounces of this product plus nonionic surfactant. A second sequential application of 2 to 4 fluid ounces may be made approximately 45 days after the last application.

Bermudagrass

For burndown, apply 1 to 2 quarts of this product plus 0.5 to 1 percent nonionic surfactant by total spray volume in 3 to 20 gallons of water per acre. Use 1 quart of this product in 3 to 20 gallons of water per acre east of the Rocky Mountains. Use 1 to 2 quarts of this product in 3 to 10 gallons of water per acre west of the Rocky Mountains. Use this treatment only if reduction of the bermudagrass stand can be tolerated. When burndown is required prior to harvest, allow at least 21 days to ensure sufficient time for burndown to occur.

Suppression only (east of the Rocky Mountains)—Apply 6 to 16 fluid ounces of this product plus 0.5 to 1 percent nonionic surfactant by total spray volume in 3 to 20 gallons of water per acre no sooner than 1 to 2 weeks after full green-up. Mowing prior to application may occur

provided a minimum height of 3 inches is maintained. Rates of 6 to 10 fluid ounces of this product plus nonionic surfactant should be used in shaded conditions or where a lesser degree of suppression is desired. Sequential applications may be made when regrowth occurs and bermudagrass injury and stand reduction can be tolerated.

Suppression only (west of the Rocky Mountains)—Apply 16 fluid ounces of this product plus 0.5 to 1 percent nonionic surfactant by total spray volume in 3 to 10 gallons of water per acre to bermudagrass up to 6 inches in height and no sooner than 1 to 2 weeks after full green-up. Mowing prior to application may occur provided a minimum height of 3 inches is maintained. Sequential applications may be made when regrowth occurs and bermudagrass injury and stand reduction can be tolerated.

Cool Season Grass Covers

For suppression of tall fescue, fine fescue, orchardgrass and quackgrass, apply 8 fluid ounces of this product plus 0.5 to 1 percent nonionic surfactant by total spray volume in 10 to 20 gallons of water per acre. For best suppression, add ammonium sulfate to the spray solution at a rate of 2 percent by weight or 17 pounds per 100 gallons of spray solution.

For suppression of Kentucky bluegrass covers, apply 6 fluid ounces of this product plus 0.5 to 1 percent nonionic surfactant. Do not add ammonium sulfate.

For best results, mow cool-season grass covers in the spring to even their height and apply the recommended rate of this product 3 to 4 days after mowing. Avoid treating cool season grass covers under poor growing conditions, such as drought stress (drip irrigation), disease or insect damage.

LOW VOLUME APPLICATION (FLORIDA AND TEXAS)

For burndown or control of the weeds listed, apply the recommended rates of this product plus 0.5 to 1 percent nonionic surfactant by total spray volume in 3 to 30 gallons of water per acre. Where weed foliage is dense, use 10 to 30 gallons of water per acre.

Annual Weeds

Goatweed --Apply 2 to 3 quarts per acre of this product plus 17 pounds of ammonium sulfate per 100 gallons of water plus 0.5 to 1 percent nonionic surfactant by total spray volume. Apply in 20 to 30 gallons of water per acre when plants are actively growing. Use 2 quarts per acre when plants are less than 8 inches tall and 3 quarts per acre when plants are greater than 8 inches. If goatweed is greater than 8 inches tall, the addition of Krovar II or Karmex may improve control. Use labeled rates for these residual products.

Read and carefully observe the label claims, cautionary statements, rates and all other information on the Krovar II and Karmex labels.

Perennial Weeds

Apply when weeds are actively growing and at the growth stages listed in the "PERENNIAL WEEDS CONTROLLED" section of this label. If perennial weeds are mowed, allow weeds to regrow to the recommended stage of growth.

S = Suppression B = Burndown
PC = Partial control C = Control

WEED SPECIES	Roundup RATE PER ACRE			
	1 qt	2 qts	3 qts	5 qts
Bermudagrass	B	•	PC	C
Guineagrass				
Texas and Florida Ridge	B	C	C	C
Florida Flatwoods	•	B	C	C
Paragrass	B	C	C	C
Turpedograss	S	•	PC	C

TREE CROPS

Citrus*: calamondin, chironja, citron, grapefruit, kumquat, lemon, lime, mandarin orange, orange, pummelo, tangelo, tangerine, tangors.

Nuts**: almond, beechnut, Brazil nut, butternut, cashew, chestnuts, chinquapin, filbert, hazel nut, hickory nut, macadamia, pecan, pistachio, walnut.

Pome Fruit*: apple, loquat, mayhaw, pear, quince.

Stone Fruit***: apricots, cherries, nectarines, olives, peaches, plums/prunes.

For cherries, any application equipment listed in this section may be used in all states.

For citron and olives, apply as a directed spray only.

Any application equipment listed in this section may be used in apricots, nectarines, peaches and plums/prunes growing in Arizona, California, Colorado, Idaho, Kansas, Kentucky, New Jersey, North Dakota, Oklahoma, Oregon, Texas, Utah and Washington, except for peaches grown in the states specified in the following paragraph. In all other states use wiper equipment only.

For PEACHES grown in Alabama, Arkansas, Florida, Georgia, Louisiana, Mississippi, North Carolina, South Carolina and Tennessee only, apply with a shielded boom sprayer or shielded wiper applicator, which prevents any contact of this product with the foliage or bark of trees. Apply no later than 90 days after first bloom. Applications made after this time may result in severe damage. Remove suckers and low-hanging limbs at least 10 days prior to application. Avoid applications near trees with recent pruning wounds or other mechanical injury. Apply only near trees which have been planted in the orchard for 2 or more years. EXTREME CARE MUST BE TAKEN TO ENSURE NO PART OF THE PEACH TREE IS CONTACTED.

Tropical Fruit: aceracia*, atemoya*, avocado*, banana*, breadfruit*,

canistel*, carambola*, cherimoya*, cocoa beans*, coffee****, dates*, figs*, genip*, guava*****, jaboticaba*, jackfruit*, longan*, lychee*, mango*, mayhaw*, papaya*****, passion fruit*, persimmons*, plantains*****, pomegranate*, sapodilla*, sapote*, soursoy*, sugar apple*, tamarind*, tea*. In coffee and banana, delay applications 3 months after transplanting to allow the new coffee or banana plant to become established.

NOTE:

*Allow a minimum of 14 days between last application and harvest.

**Allow a minimum of 3 days between last application and harvest of these crops, except pistachio nuts. For pistachio nuts allow a minimum of 21 days between last application and harvest.

***Allow a minimum of 17 days between last application and harvest.

****Allow a minimum of 28 days between last application and harvest.

*****Allow a minimum of 1 day between last application and harvest.

430496

VINE CROPS

Kiwi Fruit

Grapes: Any variety of table, wine or raisin grape may be treated with any equipment listed in this section.

Applications should not be made when green shoots, canes, or foliage are in the spray zone.

Allow a minimum of 14 days between last application and harvest.

In the northeast and Great Lakes regions, applications must be made prior to the end of bloom stage of grapes to avoid injury.

•Bullet, Lasso, Micro-Tech, Partner, Roundup and Larfat are registered trademarks of Monsanto Company.

™Krovar, Canopy, Gemini, Lexone, Lorox Plus, Preview and Karmex are trademarks of E.I. duPont de Nemours and Company.

™Duaf, Bicep, Princep and Caliber are trademarks of Ciba-Geigy Corporation.

™Surflan is a trademark of Elanco Products Company.

™Banvel and Solicam are trademarks of Sandoz, Inc.

™Konstat, Fulex and Prep are trademarks of Rhône-Poulenc, Inc.

™Coal is a trademark of Rohm and Haas Company.

™Sencor and Tuto are trademarks of Bayer AG.

™Prowl, Pursuit, Pursuit Plus, Scopter and Squadron are trademarks of American Cyanamid Company.

™Command is a trademark of FMC Corporation.

™DEF is a trademark of Micbay Chemical Company.

(This page left blank intentionally.)

44046

(This page left blank intentionally.)

(This page left blank intentionally.)

45 of 46

(This page left blank intentionally.)

(This page left blank intentionally.)

462746

This product is protected by U.S. Patent No. 4,405,531. Other patents pending. No license granted under any non-U.S. patent(s).

EPA Reg. No. 524-445

21001U2-28/53

In case of an emergency involving this product,
Call Collect, day or night, (314) 694-4000.

©MONSANTO COMPANY 1996

MONSANTO COMPANY
ST. LOUIS, MISSOURI, 63167 U.S.A.

