

ShowdownTM

HERBICIDE BY **Monsanto**

~~Granular selective herbicide for fall or spring application to control wild oats in winter wheat, spring and durum wheat, barley, green peas, field dried peas and lentils.~~

Granular selective herbicide for fall or spring application to control wild oats in winter wheat, spring and durum wheat, barley, green peas, field dried peas and lentils, and for fall application to suppress *Bromus* species (*B. tectorum*, *B. secalinus* and *B. japonicus*) in winter wheat and in winter barley.

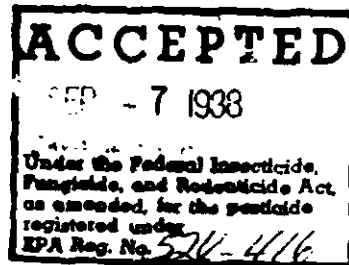
Complete Directions for Use

EPA Reg. No. 524

TMShowdown is a trademark of Monsanto Company.

1988-1 ~~XXXXXXXXXXXX~~

← 843.55-000.01/53



Read the entire label before using this product.
Use only according to label instructions.
Read "LIMIT OF WARRANTY AND LIABILITY" before buying or using. If terms are not acceptable, return at once unopened.
~~NOT FOR REFORMULATION OR REPACKAGING.~~

← REFORMULATION OR REPACKAGING IS PROHIBITED.


LIMIT OF WARRANTY AND LIABILITY

This Company warrants that this product conforms to the chemical description on the label and is reasonably fit for the purposes set forth in the Complete Directions for Use label booklet ("Directions") when used in accordance with those Directions under the conditions described therein. ~~NO OTHER EXPRESS OR IMPLIED WARRANTY OF FITNESS FOR PARTICULAR PURPOSE OR MERCHANTABILITY IS MADE.~~ This warranty is also subject to the conditions and limitations stated herein. Buyer and all users shall promptly notify this Company of any claims whether based in contract, negligence, strict liability, other tort or otherwise.

WARRANTY

Buyer and all users are responsible for all loss or damage from use or handling which results from conditions beyond the control of this Company, including, but not limited to, incompatibility with products other than those set forth in the Directions, unusual weather, weather conditions which are outside the range considered normal at the application site and for the time period when the product is applied, as well as weather conditions which are outside the application ranges set forth in the Directions, application in any manner not explicitly set forth in the Directions, moisture conditions outside the moisture range specified in the Directions, or the presence of products other than those set forth in the Directions in or on the soil or crop.

THE EXCLUSIVE REMEDY OF THE USER OR BUYER, AND THE LIMIT OF THE LIABILITY OF THIS COMPANY OR ANY OTHER SELLER FOR ANY AND ALL LOSSES, INJURIES



OR DAMAGES RESULTING FROM THE USE OR HANDLING OF THIS PRODUCT (INCLUDING CLAIMS BASED IN CONTRACT, NEGLIGENCE, STRICT LIABILITY, OTHER TORT OR OTHERWISE) SHALL BE THE PURCHASE PRICE PAID BY THE USER OR BUYER FOR THE QUANTITY OF THIS PRODUCT INVOLVED, OR, AT THE ELECTION OF THIS COMPANY OR ANY OTHER SELLER, THE REPLACEMENT OF SUCH QUANTITY OR, IF NOT ACQUIRED BY PURCHASE, REPLACEMENT OF SUCH QUANTITY. IN NO EVENT SHALL THIS COMPANY OR ANY OTHER SELLER BE LIABLE FOR ANY INCIDENTAL OR CONSEQUENTIAL DAMAGES

CONSEQUENTIAL OR SPECIAL DAMAGES.

Buyer and all users are deemed to have accepted the terms of this LIMIT OF WARRANTY AND LIABILITY which may not be varied by any verbal or written agreement.

Keep out of reach of children.

CAUTION!

PRECAUTIONARY STATEMENTS

Hazards to Humans and Domestic Animals

MAY CAUSE EYE IRRITATION.

HARMFUL IF SWALLOWED.

Avoid contact with skin, eyes or clothing. Wash thoroughly with soap and water after handling.

FIRST AID: IF IN EYES, immediately flush with plenty of water for at least 15 minutes. Call a physician.

IF SWALLOWED, give large quantities of water. Call a physician. NEVER GIVE ANYTHING BY MOUTH TO AN UNCONSCIOUS PERSON.

In case of an emergency involving this product, Call Collect, day or night, (314) 694-4000

Environmental Hazards

Avoid direct application to any body of water. Do not contaminate water by disposal of waste or cleaning of equipment.

when disposing of equipment washwaters.

Storage and Disposal

Do not contaminate water, foodstuffs, seed or feed by storage or disposal.

STORAGE

Keep bag closed to prevent spills and contamination

DISPOSAL

Wastes resulting from the use of this product that cannot be used or chemically reprocessed should be disposed of in a landfill approved for pesticide disposal or burned on site in a safe place away from water supplies. All disposal should be in accordance with applicable Federal, state or local procedures.

Emptied container retains vapor and product residue. Observe all labeled safeguards until container is destroyed.

Completely empty container into application equipment. Then dispose of empty container in a sanitary landfill or, if incineration or, if allowed by state and local authorities, by burning. If burned, stay out of smoke.

Move this Storage and Disposal section to under "Directions for Use" as noted on the next page.

ACTIVE INGREDIENT


*S-(2,3-Trichloroallyl)-disopropylthiocarbamate

20.0%

INERT INGREDIENTS

80.0%

100.0%



DIRECTIONS FOR USE

It is a violation of Federal law to use this product in any manner inconsistent with its labeling.

This herbicide is recommended for wild oat control in barley, peas, lentils, durum, spring and winter wheat only. Other crops should not be treated with this product because injury may occur. For barley, durum and spring wheat, this product may be applied on the soil either in the fall or in the spring before wild oats germinate. For lentils and peas, this product may only be applied in the spring before wild oats germinate. For winter wheat, this product may only be applied in the fall before wild oats germinate.

Application equipment must be properly calibrated. Application of too much herbicide may injure the crop. Application of too little may result in poor wild oat control. Recommended rates should be followed in order to:

1. Avoid crop injury
2. Avoid crop residue at harvest
3. Control wild oats

Application to a field which is wet, lumpy, rough or ridged will result in reduced wild oat control and promote crop thinning. Incorporation must be completed within 48 hours after application and before germination of the wild oats. If weeds, including wild oats, have emerged prior to treating and/or planting, they must be controlled. All deep tillage by cultivators or double disc implements must be completed prior to application. Do not plow following application of this herbicide.

Seeding may be done either before or after application, depending upon the crop that is to be sown. If seeding is delayed, shallow reworking of the treated area before seeding will not destroy the effects of the herbicide.

When using this herbicide, a strip should be left untreated for proof of results. Weed control may be evaluated also by removing a surface inch or two of the soil at the time of germination to inspect the number of wild oats that were killed before emergence.

Wild oats are usually killed before emergence, but occasionally, and particularly under dry conditions, plants may reach the 3 to 4-leaf stage before they die.

Under conditions of prolonged high temperature at the time of germination, or extreme drought in the spring, this product may not maintain the usual high standard of wild oat control.

ATTENTION

DELAYED EMERGENCE, STAND REDUCTION, STUNTING AND YIELD LOSS MAY RESULT DUE TO COLD OR WET CONDITIONS, IRRIGATION DURING GERMINATION OR EMERGENCE, DEEP PLANTING, SOIL CRUSTING, DISEASE, INSECTS, OR SELECTION OF A VARIETY GENETICALLY SUSCEPTIBLE TO STRESS. THESE ARE CONDITIONS BEYOND THE CONTROL OF MONSANTO. AND THE GROWER SHOULD CONSULT THE STATE UNIVERSITY EXTENSION SPECIALIST OR SEED PRODUCER OR SUPPLIER FOR LOCAL VARIETAL INFORMATION AND RECOMMENDED TILLAGE AND PLANTING PRACTICES AND DATES.

Domestic oats should not be seeded where fumigants were used the previous year.

Do not graze livestock on treated crops.

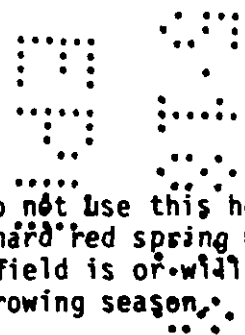
Use of this product not consistent with this label may result in injury to persons, animals or crops, or other unintended consequences. Keep container closed to prevent spills and contamination.

Insert "Storage and Disposal" section from page 2 here.

and for suppression of downy brome (*Bromus tectorum*), cheat (*Bromus secalinus*) and Japanese brome (*Bromus japonicus*) in winter wheat and winter barley.

4. Suppress Bromus species

this product



IN THE STATE OF MONTANA, do not use this herbicide on fields to be seeded to hard red spring wheat with press drills, if the field is or will be irrigated in the current growing season.

Do not use postplant incorporation with hoe drills. This practice will result in unacceptable seeding depth and an excessive concentration of this herbicide in the seed zone.

HOW TO APPLY AND CALIBRATE EQUIPMENT

This granular herbicide must be applied through a specially designed ground applicator or airplane capable of applying small quantities of granules evenly.

GROUND EQUIPMENT: It is important that the applicator be calibrated properly to deliver the desired amount of this product to avoid applying too little, or too much material. To give even distribution, scatter plates (similar to those used for applying granules in a band) must be attached to each delivery tube or outlet in such a manner to give overall coverage. To calibrate, attach a collector pan, or strong plastic bag, over each spreader plate or delivery tube. Operate over normal terrain to be treated at 4 to 5 miles per hour. Collect the granules from all outlets after covering the desired distance.

For example, if a 14-foot applicator is being used, stake off a distance of 324 feet in the field to be treated (distance equal to 1/10 acre treated). After attaching a bag or collection pan, to each outlet, collect the granules while driving the desired distance. Check to see that each outlet disperses the same amount of granules. Combine all samples and weigh. For the above set of conditions, the quantity of granules that should be collected for the following recommended rates of broadcast treatment are:

	RECOMMENDED RATE PER ACRE		
	10 lbs	12.5 lbs	15 lbs
Proper amount to be collected	1 lb	1.25 lbs	1.5 lbs

If more or less than the desired quantity is collected, adjust opening accordingly and again collect the granules while driving the staked-off distance. Continue this procedure until the proper amount is delivered.

AIRPLANE: For aerial applications, attachments designed for applying low volumes of granules must be used. In order to ensure uniform aerial application, it is recommended that the field distribution pattern is checked and any necessary gate and vent modifications are made to ensure an even pattern distribution. In order to ensure uniform application and to avoid overlapping and possible crop injury, it is recommended that two flagmen, one at each end of the field, be used.

FIELD PREPARATION

Before applying this product, be sure the soil is in good working condition. All deep tillage by cultivation, or double disc implements, must be completed prior to application of this herbicide. If stubble ground is being treated, one or two passes with a field cultivator may be required before application and incorporation.

INCORPORATED APPLICATIONS

When summer fallow or plowed ground is being treated, a field cultivator will provide adequate incorporation. For proper incorporation of granules, set incorporation implement to work the soil no deeper than 3 to 4 inches. Do not use disc implements for incorporation.

FALL—On summer fallow ground which is loose and free of lumps and trash, incorporate this product using equipment similar to a culti-harrow or a duckfoot with red wooder attachment.

For applications to fields or standing stubble, fields may be worked once or twice with a field cultivator or chisel plow. Apply granules and incorporate with a field cultivator or culti-harrow.


If soil must be ridged after incorporating, to prevent soil erosion by high winds, the depth of ridging should be kept to a minimum.

In preparing the herbicide treated area for seeding in the spring, care must be taken to avoid working the soil any deeper than fall tillage.

RECOMMENDED RATE PER ACRE

	5 lbs	6.3 lbs	7.5 lbs
Correct amount to be collected	0.51 lb	0.63 lb	0.75 lb

this product



When incorporating with a single pass in the fall, a second incorporation must be performed in the spring during seedbed preparation. If no spring work is anticipated, then both incorporations should be done in the fall.

For applications to winter wheat after seeding, apply and shallowly incorporate with a spike tooth, or spring tooth harrow set shallow as not to disturb wheat seed.

SPRING—Before Seeding Incorporation: For applications to fields of standing stubble, work fields once or twice with a disc, field cultivator or chisel plow, to provide soil in a good working condition. Apply granules and incorporate with equipment such as a culti-harrow or duck-foot cultivator. A second incorporation at right angles should provide best results.

FOR SPRING AND DURUM WHEAT AND BARLEY IN MONTANA ONLY—For suppression of Persian darnel (*Lolium temulentum*) apply this product before seeding and shallowly incorporate.

After Seeding Incorporation: Apply granules immediately after seeding and shallowly incorporate at right angles with equipment such as a flex multi-weeder or harrow. Adjust incorporation equipment to a depth so as not to disturb the seed.

WHEN TO USE

FALL TREATMENT INCORPORATED

CROP	RATE (Lbs./A)	WHEN TO APPLY	Change rates to	
Spring and Durum Wheat and Barley	12.5 to 15	Within 3 weeks of normal freeze-up or until snow cover occurs.	6.3 to 7.5	
Winter Wheat and Winter Barley**	12.5 to 15	Before or after seeding	6.3 to 7.5	

Apply lower rates on light soils and apply higher rates on heavy soils.

Incorporate within 48 hours. For methods, see "FIELD PREPARATION" and "INCORPORATED APPLICATIONS" sections.


*Average soil temperature at the 2 inch depth must be 40° F or less.

**For winter wheat and winter barley in Montana only, for suppression of downy brome (*Bromus tectorum*) apply 15 pounds per acre of this product before seeding and shallowly incorporate.

**For suppression of downy brome (*Bromus tectorum*), cheat (*Bromus secalinus*) and Japanese brome (*Bromus japonicus*) apply 7.5 pounds per acre prior to planting and shallowly incorporate. In Colorado, Kansas, Nebraska, Oklahoma and South Dakota, plant with hoe drills only.

SPRING TREATMENT INCORPORATED

CROP	RATE (Lbs./A)	WHEN TO APPLY
Spring and Durum Wheat	10 to 12.5 5 to 6.3	After seeding before wild oats germinate.
Spring and Durum Wheat	10 to 12.5 5 to 6.3	Before seeding and before wild oats germinate.
Barley	12.5 to 15 6.3 to 7.5	Just before or immediately after seeding before wild oats germinate.
Lentils	12.5 to 15 6.3 to 7.5	Just before or immediately after seeding before wild oats germinate.
Peas	12.5 to 15 6.3 to 7.5	Just before or immediately after seeding before wild oats germinate.



Apply lower rates on light soils and apply higher rates on heavy soils.

Incorporate within 48 hours. For methods, see "FIELD PREPARATION" and "INCORPORATED APPLICATIONS" sections.

*For press drills use the 10-15 lb rate For HOEDRILLS use the 10-5 lb rate 5
6.3

Best spring and durum wheat results will be obtained with at least a 3-day delay between herbicide incorporation and seeding

SURFACE APPLICATION WITH DELAYED INCORPORATION

USE ONLY IN IDAHO, MINNESOTA, MONTANA, NORTH DAKOTA, AND UTAH

This product may be applied as a surface application with a delayed incorporation prior to planting spring wheat, durum wheat, and barley at a rate of 15 pounds per acre for all soil types. 7.5

Surface applications of this product which will be followed by a delayed incorporation in the spring may be made beginning 3 weeks prior to soil freeze-up in the fall and ending before spring thaw. (Average soil temperature at the 2-inch depth must be 40°F. or less).

Surface applications must be incorporated in the spring. Two passes are recommended. If surface applications are made because soil conditions do not permit incorporation and these conditions change, making incorporation possible, incorporate even if several weeks after application.

This surface application may be made in standing stubble or to fields with surface residues. Surface applications should not be made to fields covered with snow or with excessive crop residue, which will not allow granule contact with the soil.

Surface applications with delayed incorporation may not provide the same level of wild oat control as fall incorporated applications. Wild oat control resulting from delayed incorporation may be reduced if drought or abnormally warm temperatures occur between application and crop emergence in the spring. To achieve the most reliable wild oat control, this product should be incorporated within 48 hours of application as described in the "FIELD PREPARATIONS" and "INCORPORATED APPLICATIONS" sections of this label.

NO-TILL APPLICATION

USE ONLY IN MONTANA

This product may be applied prior to planting no-till spring wheat, durum wheat, and barley at a rate of 15 pounds per acre for all soil types.

No-till applications of this product may be made 3 weeks prior to soil freeze-up and ending before spring thaw. (Average soil temperature at the 2-inch depth must be 40°F. or less).

No-till applications may be made in standing stubble or to fields with surface residue. No-till applications should not be made under conditions which will not allow granule contact with the soil.

No-till applications are to be made in reduced tillage/no-till systems only. If this product is used in any other system, it must be applied and incorporated as described elsewhere in this label.

FOR WILD OAT CONTROL IN SPRING PLANTED CROPS IN MONTANA ONLY.

Add "FOR FALL PLANTED CROPS"

FOR USE IN COLORADO, KANSAS, NEBRASKA, OKLAHOMA AND SOUTH DAKOTA - This product can be surface applied prior to seeding of winter wheat without incorporation when seeding is done with a hoed drill. Apply 3.6 pounds per acre for suppression of downy brome (*Bromus tectorum*), cheat (*Bromus secalinus*) and Japanese brome (*Bromus japonicus*).

FOR USE IN IDAHO, MONTANA, OREGON, UTAH and WASHINGTON - Apply this product at a rate of 7.5 pounds per acre as a surface application ahead of a Yielder™ type no-till drill to obtain suppression of wild oats and downy brome in winter wheat or barley. A flex-tine harrow attached to the drill or used shallowly following planting at a right angle to the drill rows may improve herbicide performance.

Yielder™ is a trademark of Yielder Drill, Inc.

843.55-000.01/53

©MONSANTO COMPANY 1988

In case of an emergency involving this product, Call Collect, day or night, (314) 694-4000

MONSANTO COMPANY
AGRICULTURAL PRODUCTS
ST. LOUIS, MISSOURI 63167 U.S.A.

