

52796

NOTE: CORN, PEANUTS, SORGHUM OR SOYBEANS* can be planted the year following use of this mixture.

***There is a possibility of crop injury due to carry-over of atrazine if soybeans or other nonlabeled crops are planted the following year. DO NOT plant soybeans the year following use of this tank mixture on furrow irrigated milo.**

RECOMMENDED RATES: Refer to the following tables for the recommended broadcast treatment rates for this tank mixture. Applications which are not consistent with recommendations in this label may result in unsatisfactory weed control or crop injury.

Preplant Incorporated Application Rates

BROADCAST RATE PER ACRE**				
Less than 1.5% organic matter			1.5% or more organic matter	
SOIL TEXTURAL GROUP*	Partner® (pounds)	+ atrazine 4L *** (quarts)	Partner (pounds)	+ atrazine 4L *** (quarts)
Medium	2.3 to 3	1 to 1.25	2.7 to 3	1 to 1.5
Fine	2.7 to 3	1 to 1.5	3 to 3.8	1.25 to 1.75

***Refer to the "SOIL TEXTURE" section of this label to determine the corresponding soil textural group for the soil to be treated.**

****Use the higher rates in the recommended ranges in areas of heavy weed infestations, or for fields under irrigation.**

*****Use rates listed in this label when using atrazine 4L. Use equivalent rates when using atrazine 80W or 90% dry flowable formulations. One quart of atrazine 4L equals 1.25 pounds of atrazine 80W or 1.1 pounds of atrazine 90% dry flowable.**

NOTE: Use 4.5 to 6 pounds of Partner per acre for control of yellow nutsedge or to reduce competition from the hard-to-control weeds listed on this label.

Preemergence Surface Application Rates

BROADCAST RATE PER ACRE**				
Less than 1.5% organic matter			1.5% or more organic matter	
SOIL TEXTURAL GROUP*	Partner® (pounds)	+ atrazine 4L *** (quarts)	Partner (pounds)	+ atrazine 4L *** (quarts)
Coarse (except sand)	2.3	0.75 to 1	2.3 to 2.7	0.75 to 1
Medium	2.3 to 2.7	1 to 1.25	2.3 to 3	1 to 1.5

Fine 2.3 to 3 1 to 1.5 2.7 to 3.5 1.25 to 1.75

*Refer to the "SOIL TEXTURE" section of this label to determine the corresponding soil textural group for the soil to be treated.

**Use the higher rates in the recommended ranges in areas of heavy weed infestations, or for fields under irrigation.

***Use rates listed in this label when using atrazine 4L. Use equivalent rates when using atrazine 80W or 90% dry flowable formulations. One quart of atrazine 4L equals 1.25 pounds of atrazine 80W or 1.1 pounds of atrazine 90% dry flowable.

NOTE: When applied under sprinkler irrigation systems use a minimum of 3 pounds per acre of Partner and 1 quart per acre of atrazine 4L in this tank mixture on coarse soils.

In the Texas Panhandle, Oklahoma Panhandle and the fine textured soils of the Gulf Coast and Blacklands of Texas, do not exceed 1.25 quarts of atrazine 4L per acre as crop injury may result due to atrazine.

**Conservation or Minimum
Tillage Systems
TANK MIXTURES**

AT-PLANTING APPLICATIONS

Preemergence surface applications must be made ONLY to grain sorghum planted with seed that has been properly treated with Screen® seed protectant or safener containing the active ingredient, flurazole.

When applied as directed under the conditions described, these tank mixtures control many emerged annual weeds, suppress many emerged perennial weeds and give preemergence control of many annual grasses and weeds when grain sorghum (milo) will be planted directly into a cover crop, established sod or in previous crop residues. These tank mixtures will not control regrowth from perennial weeds.

DO NOT APPLY BY AIR.

Refer to specific labels for crop rotation restriction and cautionary statements of all products used in the tank mixture.

For mixing instructions, see the "MIXING, SPRAYING AND HANDLING INSTRUCTIONS" section of this label.

Partner and the following tank mixtures can be tank mixed with Roundup or Gramoxone Extra.

■ **PARTNER®** ■

■ **PARTNER plus ATRAZINE** ■

Apply the tank mixtures with Roundup in 10 to 20 gallons of water or 10 to 60 gallons of nitrogen solution per acre, or the tank mixtures with Gramoxone Extra in 20 to 60 gallons of water or clear liquid fertilizer per acre immediately before, during or after planting, but BEFORE CROP EMERGENCE. As density of stubble, crop residue or weeds increases, spray gallonage and rate should be increased within the

54 9 76

recommended ranges to insure complete coverage. In the absence of emerged vegetation, delete the Roundup or Gramoxone Extra portion of these tank mixtures.

APPROVED APPLICATION SYSTEMS

Ground—Broadcast boom

Reference: The "APPLICATION SYSTEMS" section of this label provides detailed information on the application of this product using the system selected.

**CONTROL OR SUPPRESSION
OF EMERGED WEEDS**

ATTENTION

AVOID DRIFT - EXTREME CARE MUST BE USED WHEN APPLYING THESE TANK MIXTURES TO PREVENT INJURY TO DESIRABLE PLANTS AND CROPS. Do not allow spray mist to drift since even minute quantities of spray can cause severe damage or destruction to nearby crops, plants or other areas on which treatment is not intended. Do not apply when winds are gusty or in excess of 5 miles per hour or when other conditions, including lesser wind velocities, will allow drift to occur. When spraying avoid combinations of pressure and nozzle type that will result in fine particles (mist) which are more likely to drift.

ROUNDUP®

Annual Weeds—Apply 1 to 1.5 pints of Roundup per acre in these tank mixtures when weeds are less than 6 inches tall. Use 2 pints of Roundup per acre for control of fall panicum, barnyardgrass, crabgrass and shattercane up to 2 inches tall; Pennsylvania smartweed up to 6 inches tall; other annual weeds 6 to 12 inches tall. For emerged annual weeds controlled, see the "WEEDS CONTROLLED" section of the label for Roundup.

Perennial Weeds—At normal application dates in minimum tillage systems, perennial weeds may not be at the proper stage of growth for control. See the "GENERAL INFORMATION" section of the label for Roundup for the proper stage of growth for perennial weeds. Use of 2 to 4 quarts of Roundup per acre in the above mixtures under these conditions provides top kill and reduces competition from many emerged perennial grasses and broadleaf weeds.

For emerged perennial weeds controlled, see the "WEEDS CONTROLLED" section of the label for Roundup. To obtain control of perennial weeds, follow the recommendations on the label for Roundup for stage of growth and rate of application.

USE OF THIS MIXTURE FOR BERMI DAGRASS OR JOHNSONGRASS CONTROL IS NOT RECOMMENDED.

NOTE: When using these tank mixtures, do not exceed 4 quarts of Roundup herbicide per acre.

Ammonium Sulfate—The addition of ammonium sulfate in the spray solution may increase the performance of Roundup tank mixtures on emerged annual weeds under adverse growing conditions. When using ammonium sulfate, add 2 percent dry ammonium sulfate by weight or 17 pounds per 100 gallons of water. Ammonium sulfate should be added to the water in the spray tank and completely dissolved prior to adding the herbicide or surfactant. Do not mix ammonium sulfate in fluid fertilizer solutions.

If ammonium sulfate is added directly the spray tank, add slowly with agitation. Adding too quickly may clog outlet lines. Nozzle tip plugging may result from the use of low-quality ammonium sulfate. To determine quality, perform a jar test by adding 1/3 cup of ammonium sulfate to 1 gallon of water and agitate for one minute. If undissolved sediment is observed, predissolve the ammonium sulfate in water and filter prior to adding to the spray tank.

Following use of ammonium sulfate, thoroughly rinse the spray system with clean water to reduce corrosion.

Surfactants-Nonionic surfactants which are labeled for use with herbicides may be used with Roundup. Do not reduce rates of Roundup when adding surfactant. Use 0.5 percent surfactant concentrate (2 quarts per 100 gallons of spray solution) when using surfactants which contain at least 50 percent active ingredient or a 1 percent surfactant concentration (4 quarts per 100 gallons of spray solution) for those surfactants containing less than 50 percent active ingredient. Read and carefully observe surfactant cautionary statements and other information appearing on the surfactant label.

GRAMOXONE™ EXTRA

When used as directed, Gramoxone Extra in these tank mixtures controls many emerged annual weeds and suppresses many emerged perennial weeds.

Broadcast Treatment—Apply 1.5 to 3 pints of Gramoxone Extra per acre in these tank mixtures immediately before, during or after planting, but BEFORE CROP EMERGENCE. Use 1.5 to 2 pints when weeds are 1 to 3 inches tall, 2 to 2.5 pints when weeds are 3 to 6 inches tall and 2.5 to 3 pints when weeds are 6 inches tall. These mixtures may not control weeds taller than 6 inches. As density of stubble, crop residue or weeds increases, spray gallonage should be increased within the recommended range for complete coverage. Add a nonionic spreader surfactant (approved for use on crops) containing at least 75 percent surfactant active agent at 8 fluid ounces per 100 gallons of diluted spray. REFER TO THE GRAMOXONE EXTRA LABEL FOR PRECAUTIONARY STATEMENTS.

PREEMERGENCE WEED CONTROL

PARTNER®

For weeds controlled preemergence, see the "WEEDS CONTROLLED" section of this label. See the following table for recommended rates of Partner in this tank mixture on various soil types:

<u>BROADCAST RATE PER ACRE (POUNDS)</u>	
<u>SOIL TEXTURAL GROUP*</u>	<u>Partner®</u>
<u>Coarse</u>	<u>3 to 3.8</u>
<u>Medium</u>	<u>3.8 to 4.2</u>
<u>Fine</u>	<u>3.8 to 4.2</u>

*Refer to the "SOIL TEXTURE" section of the label to determine the corresponding soil textural group for the soil to be treated.

Use the higher rate of Partner in the recommended ranges in areas of heavy grass infestation, or when organic matter content is 3 percent or more.

PARTNER® plus ATRAZINE

56 7 96

For weeds controlled preemergence, see the "WEEDS CONTROLLED" section of this label.

See the following table for recommended rates of Partner plus atrazine in this tank mixture on various soil types.

BROADCAST RATE PER ACRE		
SOIL TEXTURAL GROUP*	Partner® (pounds)	+ atrazine 4L** (quarts)
Coarse—sandy loam only	2.3 to 3	0.75 to 1
Medium	2.7 to 3.5	1 to 1.25
Fine	3 to 3.8	1.25 to 1.5

*Refer to the "SOIL TEXTURE" section of this label to determine the corresponding soil textural group for the soil to be treated.

**Use rates listed in this label when using atrazine 4L. Use equivalent rates when using atrazine 80W or 90% dry flowable formulations. One quart of atrazine 4L equals 1.25 pounds of atrazine 80W or 1.1 pounds of atrazine 90% dry flowable.

Use the higher rate of Partner in the recommended ranges in areas of heavy grass infestation or when fall panicum or crabgrass will be present.

Use the higher rate of atrazine in the recommended ranges on soils with greater than 3 percent organic matter.

NOTE: CORN, PEANUTS, SORGHUM OR SOYBEANS can be planted the year following use of this mixture.

There is a possibility of crop injury due to carryover of atrazine if soybeans or other nonlabeled crops are planted the following year. DO NOT plant soybeans the year following use of this tank mixture on furrow irrigated corn.

EARLY PREPLANT APPLICATIONS

Apply this tank mixture in water or sprayable fluid fertilizer as a single application within 30 days prior to planting. When making split applications, apply this tank mixture within 45 days prior to planting, followed by an additional application of Partner at planting. If emerged weeds are present at the time of the early preplant application or at-planting application, a labeled contact herbicide or tillage should be used. The at-planting application should be made before crop or weeds emerge. Minimize movement of treated soil out of the row or untreated soil to the surface during planting or weed control may be reduced. Do not use in coarse or fine textured soils.

RECOMMENDED RATES: Refer to the following tables for the recommended broadcast treatment rates for this tank mixture. Applications which are not consistent with recommendations in this label may result in unsatisfactory weed control or crop injury.

Early Preplant Application Rates

BROADCAST RATE PER ACRE

51896

		(POUNDS)**	
		Early application	At-planting application

SOIL TEXTURAL GROUP*	Partner®	+	atrazine 4L	Partner
----------------------	----------	---	-------------	---------

SINGLE APPLICATION

Coarse (except sand)	3.5 to 4.5	1 to 1.25
Medium	4.2 to 4.5	1.5 to 2

SPLIT APPLICATION

Coarse (except sand)	2.7 to 3	1 to 1.5	1.2 to 1
Medium	2.7 to 3	1.5 to 2	1.2 to 1

*Refer to the "SOIL TEXTURE" section of this label to determine the corresponding soil textural group for the soil to be treated.

**Use the higher rate in the recommended range in areas of heavy weed infestation.

SOYBEANS

When making applications on soybeans, do not make more than two applications per year or exceed a total of 4.5 pounds of Partner per acre per year.

PARTNER®

Apply this product in water or sprayable fluid fertilizer solution for control of yellow nutsedge, and the annual grasses and broadleaf weeds listed in the "WEEDS CONTROLLED" section of this label.

DO NOT feed forage, hay or straw from soybeans treated with this product or tank mixtures of this product. Do not ensile soybeans treated with this product.

APPROVED APPLICATION SYSTEMS

Ground-Broadcast boom; banded

Aerial-Fixed wing; helicopter

Dry Bulk Fertilizer Impregnation

Reference: The "APPLICATION SYSTEMS" section of this label provides detailed information on the application of this product using the system selected.

APPROVED APPLICATION METHODS

Preplant Incorporated - Apply this product within 7 days prior to planting and shallowly incorporate or Surface Blend into the upper 1 to 2 inches of soil.

Preemergence Surface - Apply this product after planting, before crop and weed emergence and within 5 days after last preplant tillage operation.

Reference: The 'APPLICATION TIMING AND METHODS' section of this label provides detailed information and procedures for the application timing and method selected.

RECOMMENDED RATES: Refer to the following tables for the recommended broadcast treatment rates for this product. Applications which are not consistent with recommendations in this label may result in unsatisfactory weed control or crop injury.

Preplant Incorporated Application Rates

SOIL TEXTURAL GROUP*	BROADCAST RATE PER ACRE (POUNDS)**	
	Less than 3% organic matter	3% or more organic matter
Coarse	3.8	3.8
Medium	3.8 to 4.5	3.8 to 4.5
Fine	3.8 to 4.5	4.5

*Refer to the 'SOIL TEXTURE' section of this label to determine the corresponding soil textural group for the soil to be treated.

**Use the higher rate in the recommended range in areas of heavy weed infestations. Use 4.5 pounds per acre on coarse textured soils for control of yellow nutsedge or red rice. Rates may be increased to a maximum of 4.5 pounds on any soil type when heavy infestations of yellow nutsedge or red rice are present.

On coarse soils with 10% or more organic matter use 4.5 pounds of Partner per acre.

Surface Application Rates

SOIL TEXTURAL GROUP*	BROADCAST RATE PER ACRE (POUNDS)**	
	Less than 3% organic matter	3% or more organic matter
Coarse***	3 to 3.4	3 to 3.4
Medium	3 to 4.1	3 to 4.1
Fine	3 to 4.1	3.8 to 4.5

*Refer to the 'SOIL TEXTURE' section of this label to determine the corresponding soil textural group for the soil to be treated.

**Use the higher rate in the recommended range in areas of heavy weed infestations. Use a minimum of 3.75 pounds of this product per acre on coarse soils and 4.5 pounds on medium or fine textured soils to control eastern black or hairy nightshade or to reduce competition from hard-to-control weeds listed in this label.

***When applied under sprinkler irrigation systems on coarse soils, use 4.5 pounds per acre of this product.

59 96
Y

On coarse soils with 10% or more organic matter use 4.5 pounds of Partner per acre.

**PARTNER® plus CANOPY
(TANK MIXTURE)**

Apply this tank mixture in water or sprayable fluid fertilizer solution for control of annual grasses and broadleaf weeds listed in the "WEEDS CONTROLLED" section of this label.

NOTE: Observe all precautions and limitations on the Partner and Canopy labels, including precautions on soil pH, sensitive soybean varieties, minimum recropping interval and rotational guidelines.

DO NOT plant rice or peanuts within 18 months after application of this tank mixture.

APPROVED APPLICATION SYSTEM

Ground — Broadcast boom

Reference: The "APPLICATION SYSTEMS" section of the label provides detailed information on the application of this tank mixture using the system selected.

APPROVED APPLICATION METHODS

Preplant Incorporated — Apply this tank mixture within 7 days prior to planting and shallowly incorporate or Surface Blend into the upper 1 to 2 inches of soil. Preplant incorporation may cause slight soybean injury early, but soybeans should recover with no subsequent effect on growth or yield.

Preemergence Surface — Apply this tank mixture after planting, before crop and weed emergence and within 5 days after last preplant tillage operation.

Reference: The "APPLICATION TIMING AND METHODS" section of this label provides detailed information and procedures for application timing and method selected.

RECOMMENDED RATES: Refer to the following tables for this tank mixture. Applications which are not consistent with recommendations in this label may result in unsatisfactory weed control or crop injury.

60 9 96

Preplant Incorporated Application Rates

BROADCAST RATE PER ACRE**					
SOIL TEXTURAL GROUP*	1/2% to 3% organic matter		3% to 5% organic matter		Canopy (ounces)
	Partner® (pounds)	+	Canopy (ounces)	Partner (pounds)	
Coarse—loamy sand, sandy loam only	3	to 3.8	6	3	to 3.8 8
Medium***	3	to 3.8	8	3.4	to 4.1 10
Fine	3.4	to 4.1	10	3.8	to 4.5 12

*Refer to the 'SOIL TEXTURE' section of this label to determine the corresponding soil textural group for the soil to be treated. DO NOT APPLY TO SOIL WITH LESS THAN 1/2% organic matter.

**Use the higher rate of Partner in the recommended ranges in areas of heavy grass infestation, heavy crop residue or when broadleaf signalgrass is present. See 'WEEDS CONTROLLED' section of this label for specific rate recommendations on seedling johnsongrass, red rice and yellow nutsedge.

***In southeast KS, southwest MO and northeast OK on soils with 1/2 to 3% organic matter, use 5 to 6 ounces Canopy per acre. On silt loam soils in TN and KY, use 6 to 8 ounces of Canopy per acre.

NOTE: In the states of IA, IL, IN, KS, MI, MO, MN, NE, OK, OH, and WI on soils with 1/2 to 4% organic matter, reduced rates of Canopy are recommended for broadleaf weed control. Use 5 ounces of Canopy per acre on coarse soils (loamy sand and sandy loam only), 6 ounces on medium soils, and 6 to 7 ounces of fine soils. Do not apply to soils with greater than 6.8 pH or to soils with less than 1/2% organic matter or greater than 4% organic matter.

For improved control of heavy velvetleaf infestations, add 1/2 pint of Command herbicide per acre to this tank mixture and preplant incorporate. Observe all precautions and limitations on the Canopy and Command labels before using this tank mixture.

Surface Application Rates

BROADCAST RATE PER ACRE**					
SOIL TEXTURAL GROUP*	1/2% to 3% organic matter		3% to 5% organic matter		Canopy (ounces)
	Partner® (pounds)	+	Canopy (ounces)	Partner (pounds)	
Coarse—loamy sand, sandy loam only	2.6	to 3.4	6	2.6	to 3.4 8
Medium***	2.6	to 3.4	8	3	to 3.8 10
Fine	3	to 3.8	10	3.4	to 4.1 12

61 9 96

*Refer to the 'SOIL TEXTURE' section of this label to determine the corresponding soil textural group for the soil to be treated. DO NOT APPLY TO SOIL WITH LESS THAN 1/2% organic matter.

**Use the higher rate of Partner in the recommended ranges in areas of heavy grass infestation, heavy crop residue or when broadleaf signalgrass is present.

***In southeast KS, southwest MO and northeast OK on soils with 1/2 to 3% organic matter, use 5 to 6 ounces Canopy per acre. On silt loam soils in TN and KY, use 6 to 8 ounces of Canopy per acre.

NOTE: In the states of IA, IL, IN, KS, MI, MO, MN, NE, OK, OH, and WI on soils with 1/2 to 4% organic matter, reduced rates of Canopy are recommended for broadleaf weed control. Use 5 ounces of Canopy per acre on coarse soils (loamy sand and sandy loam only); 6 ounces on medium soils, and 6 to 7 ounces on fine soils. Do not apply to soils with greater than 6.8 pH or to soils with less than 1/2% organic matter or greater than 4% organic matter.

**PARTNER® plus COMMAND
(TANK MIXTURE)**

Apply this tank mixture in water or sprayable fluid fertilizer solution for control of yellow nutsedge and the annual grasses and broadleaf weeds listed in the 'WEEDS CONTROLLED' section of this label.

NOTE: Observe all precautions and limitations on the Partner and Command labels before use of this tank mixture.

APPROVED APPLICATION SYSTEMS

Ground — Broadcast boom; banded

Reference: The 'APPLICATION SYSTEMS' section of this label provides detailed information on the application of this tank mixture using the system selected.

APPROVED APPLICATION METHODS

Preplant Incorporated — Apply this tank mixture within 7 days prior to planting and shallowly incorporate or Surface Blend into the upper 1 to 2 inches of soil.

Reference: The 'APPLICATION TIMING AND METHODS' section of this label provides detailed information and procedures for application timing and method selected.

RECOMMENDED RATES: Apply 3 to 3.8 pounds of Partner plus 1 pint of Command 4E per acre. In areas of heavy pigweed and lambsquarter infestations, use 3.8 to 4.5 pounds of Partner per acre in the tank mixture.

**PARTNER® plus GEMINI
(TANK MIXTURE)**

Apply this tank mixture in water or sprayable fluid fertilizer solution for control of annual grasses and broadleaf weeds in the 'WEEDS CONTROLLED' section of this label.

62 of 96

NOTE: Observe all precautions and limitations on the Partner and Gemini labels, including precautions on soil pH, minimum recropping interval and rotational guidelines.

DO NOT plant rice or peanuts within 18 months after application of this tank mixture.

APPROVED APPLICATION SYSTEMS

Ground — Broadcast boom; banded

Reference: The 'APPLICATION SYSTEMS' section of this label provides detailed information on the application of this tank mixture using the system selected.

APPROVED APPLICATION METHODS

Preemergence Surface — Apply this tank mixture after planting, before crop and weed emergence and within 5 days after last preplant tillage operation.

Reference: The 'APPLICATION TIMING AND METHODS' section of this label provides detailed information and procedures for application timing and method selected.

RECOMMENDED RATES: Refer to the following table for the recommended broadcast treatment rates for this tank mixture. Applications which are not consistent with recommendations in this label may result in unsatisfactory weed control or crop injury.

Surface Application Rates

BROADCAST RATE PER ACRE**			
1/2% to 3% organic matter			
SOIL TEXTURAL GROUP*	Partner® (pounds)	+	Gemini (ounces)
Coarse—sandy loam only	2.6 to 3.4		12 to 16
Medium	2.6 to 3.4		16 to 20
Fine	3 to 3.8		20 to 24

*Refer to the 'SOIL TEXTURE' section of this label to determine the corresponding soil textural group for the soil to be treated.

**Use the higher rate of Partner in the recommended ranges in areas of heavy grass infestation, heavy crop residue or when broadleaf signalgrass is present. Use the higher rate of Gemini in the recommended ranges on soils with higher organic matter or heavy pressure from large deep germinating weed seeds.

**PARTNER® plus LEXONE
or
PARTNER plus SENCOR
(TANK MIXTURE)**

63996

Apply this tank mixture in water or sprayable fluid fertilizer solution for control of yellow nutsedge and the annual grasses and broadleaf weeds listed in the "WEEDS CONTROLLED" section of this label.

NOTE: DO NOT use on muck soils or on alkaline soils with a pH greater than 7.4. Crop injury may result if atrazine was applied the year preceding use of this tank mixture.

DO NOT REPLANT CROPS OTHER THAN SOYBEANS FOR 120 DAYS AFTER APPLICATION OF THESE TANK MIXTURES.

APPROVED APPLICATION SYSTEMS

Ground — Broadcast boom; banded

Aerial — Fixed wing; helicopter

Reference: The "APPLICATION SYSTEMS" section of this label provides detailed information on the application of this tank mixture using the system selected.

APPROVED APPLICATION METHODS

Preplant Incorporated — Apply this tank mixture within 7 days prior to planting and shallowly incorporate or Surface Blend into the upper 1 to 2 inches of soil. Preplant incorporation may cause slight soybean injury early, but soybeans should recover with no subsequent effect on growth or yield.

Preemergence Surface — Apply this tank mixture after planting, before crop and weed emergence and within 5 days after last preplant tillage operation.

Reference: The "APPLICATION TIMING AND METHODS" section of this label provides detailed information and procedures for application timing and method selected.

RECOMMENDED RATES: Refer to the following tables for the recommended broadcast treatment rates for this tank mixture. Applications which are not consistent with recommendations in this label may result in unsatisfactory weed control or crop injury.

Preplant Incorporated Application Rates

BROADCAST RATE PER ACRE

SOIL TEXTURAL GROUP*	Less than 3% organic matter		3% or more organic matter	
	Partner®*** (pounds)	Lexone 4L** or Sencor 4F** (pint)	Partner®*** (pounds)	Lexone 4L** or Sencor 4F** (pint)
Coarse—sandy loam only	3 to 3.8	0.5	3 to 3.8	0.75
Medium	3 to 3.8	0.5 to 0.75	3.4 to 4.1	0.75
Fine	3.4 to 4.1	0.75 to 1	3.8 to 4.5	1

64 976

*Refer to the "SOIL TEXTURE" section of this label to determine the corresponding soil textural group for the soil to be treated.

**Use the rates listed in this label when using Lexone 4L or Sencor 4F. Use the equivalent rates when using the 50WP or DF formulations of these products. One pint of Lexone 4L or Sencor 4F equals one pound of the corresponding 50WP formulation or 2/3 pound of the corresponding DF formulation.

***Use the 4.5 pounds per acre rate of Partner in areas of heavy weed infestation. Use 4.5 pounds of Partner when eastern black or hairy nightshade, yellow nutsedge or red rice are present.

For improved control of heavy velvetleaf infestation, add 1/2 pint of Command per acre to this tank mixture and preplant incorporate. Observe all precautions and limitations on the Lexone, Sencor and Command labels before using this tank mixture.

NOTE: Do not use on coarse textured soils. Do not use on medium or fine textured soils with less than 1% organic matter. These mixtures, preplant incorporated, may cause slight soybean injury early, but the soybeans should recover and subsequent growth or yield should not be affected.

Surface Application Rates

BROADCAST RATE PER ACRE

SOIL TEXTURAL GROUP*	Less than 3% organic matter		3% or more organic matter	
	Partner® (pounds)	Lexone 4L** or Sencor 4F** (pint)	Partner® (pounds)	Lexone 4L** or Sencor 4F** (pint)
Coarse — sandy loam only	2.6 to 3.4	0.5	2.6 to 3.4	0.75
Medium	2.6 to 3.4	0.5 to 0.75	3 to 3.8	0.75
Fine	3 to 3.8	0.75 to 1	3.4 to 4.1	1

*Refer to the "SOIL TEXTURE" section of this label to determine the corresponding soil textural group for the soil to be treated.

**Use the rates listed in this label when using Lexone 4L or Sencor 4F. Use the equivalent rates when using the 50WP or DF formulations of these products. One pint of Lexone 4L or Sencor 4F equals one pound of the corresponding 50WP formulation or 2/3 pound of the corresponding DF formulation.

NOTE DO NOT use on sand or loamy sand soil. Use 1.5 pints of Lexone 4L or Sencor 4F per acre in this tank mixture when applying on heavy clay soils of the Mississippi Delta. Use a minimum of 3.8 pounds of Partner on coarse soils and 4.5 pounds in this tank mixture on medium or fine textured soils to control eastern black or hairy nightshade.

**PARTNER® plus LINURON
(TANK MIXTURE)**

65 of 96

Apply this tank mixture in water or sprayable fluid fertilizer solution for control of the annual grasses and broadleaf weeds listed in the 'WEEDS CONTROLLED' section of this label.

NOTE: Plant seed at least 1-3/4 inches deep and DO NOT use on sand or loamy sand or on soils with less than 1% organic matter as crop injury may occur. DO NOT spray over the top of emerged soybeans.

APPROVED APPLICATION SYSTEMS

Ground — Broadcast boom; banded

Reference: The 'APPLICATION SYSTEMS' section of this label provides detailed information on the application of this tank mixture using the system selected.

APPROVED APPLICATION METHODS

Preemergence Surface — Apply after planting, before crop and weed emergence and within 5 days after last preplant tillage operation.

Reference: The 'APPLICATION TIMING AND METHODS' section of this label provides detailed information and procedures for application timing and method selected.

RECOMMENDED RATES: Refer to the following table for the recommended broadcast treatment rates for this tank mixture. Applications which are not consistent with recommendations in this label may result in unsatisfactory weed control or crop injury.

Surface Application Rates

SOIL TEXTURAL GROUP*	BROADCAST RATE PER ACRE			
	1% to 3% organic matter		3% or more organic matter	
	Partner® + (pounds)	linuron** 4L (quarts)	Partner + (pounds)	linuron** 4L (quarts)
Coarse— sandy loam only	2.6 to 3.4	0.5	2.6 to 3.4	0.5 to 0.75
Medium	2.6 to 3.4	0.5 to 0.75	3 to 3.8	0.75 to 1
Fine	3 to 3.8	1	3.4 to 4.1	1.25 to 1.5

*Refer to the 'SOIL TEXTURE' section of this label to determine the corresponding soil textural group for the soil to be treated.

**Use the rates listed on this label when using linuron 4L. Use equivalent rates when using linuron 50WP or 50% dry flowable formulations. One quart of linuron 4L equals 2 pounds of linuron 50WP or 2 pounds of linuron 50% dry flowable.

**PARTNER® plus LOROX PLUS
(TANK MIXTURE)**

66796

Apply this tank mixture in water or sprayable fluid fertilizer solution for control of annual grasses and broadleaf weeds listed in the 'WEEDS CONTROLLED' section of this label.

NOTE: Observe all precautions and limitations on the Partner and Lorox Plus labels, including precautions on soil pH, minimum recropping interval and rotational guidelines.

APPROVED APPLICATION SYSTEMS

Ground — Broadcast boom; banded

Reference: The 'APPLICATION SYSTEMS' section of this label provides detailed information on the application of this tank mixture using the system selected.

APPROVED APPLICATION METHODS

Preemergence Surface — Apply this tank mixture after planting, before crop and weed emergence and within 5 days after last preplant tillage operation.

Reference: The 'APPLICATION TIMING AND METHODS' section of this label provides detailed information and procedures for application timing and method selected.

RECOMMENDED RATES: Refer to the following table for the recommended broadcast treatment rates for this tank mixture. Applications which are not consistent with recommendations in this label may result in unsatisfactory weed control or crop injury.

Surface Application Rates

BROADCAST RATE PER ACRE**		
1/2% to 3% organic matter		
SOIL TEXTURAL GROUP*	Partner® (pounds)	Lorox Plus (ounces)
Coarse— sandy loam only	2.6 to 3.4	12 to 14
Medium	2.6 to 3.4	14 to 16
Fine	3 to 3.8	16 to 18

*Refer to the 'SOIL TEXTURE' section of this label to determine the corresponding soil textural group for the soil to be treated.

**Use the higher rate of Partner in the recommended ranges in areas of heavy grass infestation, heavy crop residue or when broadleaf signalgrass is present. Use the higher rate of Lorox Plus in the recommended ranges on soils with higher organic matter or heavy pressure from large deep germinating weed seeds.

**PARTNER® plus PREVIEW
(TANK MIXTURE)**

67 7 96

Apply this tank mixture in water or sprayable fluid fertilizer solution for control of annual grasses and broadleaf weeds listed in the "WEEDS CONTROLLED" section of this label.

NOTE: Observe all precautions and limitations on the Partner and Preview label, including precautions of soil pH, sensitive soybean varieties, minimum recropping interval and rotational guidelines.

APPROVED APPLICATION SYSTEMS

Ground — Broadcast boom

Reference: The "APPLICATION SYSTEMS" section of the label provides detailed information on the application of this tank mixture using the system selected.

APPROVED APPLICATION METHODS

Preplant Incorporated — Apply this tank mixture within 7 days prior to planting and shallowly incorporate or Surface Blend into the upper 1 to 2 inches of soil. Preplant incorporation may cause slight soybean injury early, but soybeans should recover with no subsequent effect on growth or yield.

Preemergence Surface — Apply this tank mixture after planting, before crop and weed emergence and within 5 days after last preplant tillage operation.

Reference: The "APPLICATION TIMING AND METHODS" section of this label provides detailed information and procedures for application timing and method selected.

RECOMMENDED RATES: Refer to the following tables for the recommended broadcast treatment rates for this tank mixture. Applications which are not consistent with recommendations in this label may result in unsatisfactory weed control or crop injury.

Preplant Incorporated Application Rates

SOIL TEXTURAL GROUP*	BROADCAST RATE PER ACRE**			
	1/2% to 3% organic matter		3% to 5% organic matter	
	Partner® + (pounds)	Preview (ounces)	Partner + (pounds)	Preview (ounces)
Coarse—sandy loam only	3 to 3.8	6	3 to 3.8	7
Medium	3 to 3.8	7	3.4 to 4.1	8
Fine	3.4 to 4.1	8	3.8 to 4.5	9

*Refer to the "SOIL TEXTURE" section of this label to determine the corresponding soil textural group of the soil to be treated. DO NOT apply to soil with less than 1/2% organic matter.

**Use the higher rate of Partner in the recommended ranges in areas of heavy grass infestation, heavy crop residue or when broadleaf signalgrass is present. See "WEEDS CONTROLLED" section of this label for specific rate recommendations on seedling johnsongrass, red rice and yellow nutsedge.

62 y 96

For improved control of heavy velvetleaf infestations, add 1/2 pint of Command herbicide per acre to this tank mixture and preplant incorporate. Observe all precautions and limitations on the Preview and Command labels before using this tank mixture.

Surface Application Rates

SOIL TEXTURAL GROUP*	BROADCAST RATE PER ACRE**			
	1/2% to 3% organic matter		3% to 5% organic matter	
	Partner® + (pounds)	Preview (ounces)	Partner + (pounds)	Preview (ounces)
Coarse—sandy loam only	2.6 to 3.4	6	2.6 to 3.4	7
Medium	2.6 to 3.4	7	3 to 3.8	8
Fine	3 to 3.8	8	3.4 to 4.1	9

*Refer to the 'SOIL TEXTURE' section of this label to determine the corresponding soil textural group for the soil to be treated. DO NOT apply to soil with less than 1/2% organic matter.

**Use the higher rate of Partner in the recommended ranges in areas of heavy grass infestation, heavy crop residue or when broadleaf signalgrass is present.

**PARTNER® plus PREVIEW plus LOROX PLUS
(TANK MIXTURE)**

Apply this tank mixture in water or sprayable fluid fertilizer solution for control of annual grasses and broadleaf weeds listed for Partner plus Preview in the 'WEEDS CONTROLLED' section of this label.

NOTE: Observe all precautions and limitations on the labels for Partner, Preview and Lorox Plus, including precautions on soil pH, sensitive soybean varieties, minimum recropping interval and rotational guidelines.

APPROVED APPLICATION SYSTEMS

Ground—Broadcast boom

Reference: The 'APPLICATION SYSTEMS' section of this label provides detailed information on the application of this tank mixture using the system selected.

APPROVED APPLICATION METHODS

Preplant Incorporated—Apply this tank mixture within 7 days prior to planting and shallowly incorporate or Surface Blend into the upper 1 to 2 inches of soil. Preplant incorporation may cause slight soybean injury early, but soybeans should recover with no subsequent affect on growth or yield.

Preemergence Surface—Apply this tank mixture after planting, before crop and weed emergence and within 5 days after last preplant tillage operation.

Reference: The "APPLICATION TIMING AND METHODS" section of this label provides detailed information and procedures for application timing and method selected.

RECOMMENDED RATES: Refer to the following tables for the recommended broadcast treatment rates for this tank mixture. Applications which are not consistent with recommendations in this label may result in unsatisfactory weed control or crop injury.

Preplant Incorporated Application Rates

BROADCAST RATE PER ACRE**			
1/2% to 3 1/2% organic matter			
SOIL TEXTURAL GROUP*	Partner® + (pounds)	Preview + (ounces)	Lorox Plus (ounces)
Coarse—sandy loam only	3 to 3.8	3	6
Medium	3 to 3.8	3.5	7
Fine	3.4 to 4.1	4	8

*Refer to the "SOIL TEXTURE" section of this label to determine the corresponding soil textural group for the soil to be treated. DO NOT APPLY TO SOIL WITH LESS THAN 1/2% organic matter.

**Use the higher rate of Partner in the recommended ranges in areas of heavy grass infestation, heavy crop residue or when broadleaf signalgrass is present. See the "WEEDS CONTROLLED" section of this label for specific rate recommendations on seedling johnsongrass, red rice and yellow nutsedge.

For improved control of heavy velvetleaf infestations, add 1/2 pint of Command herbicide per acre to this tank mixture and preplant incorporate. Observe all precautions and limitations on the Preview and Command labels before using this tank mixture.

Surface Application Rates

BROADCAST RATE PER ACRE**			
1/2% to 3 1/2% organic matter			
SOIL TEXTURAL GROUP*	Partner® + (pounds)	Preview + (ounces)	Lorox Plus (ounces)
Coarse—sandy loam only	2.6 to 3.4	3	6
Medium	2.6 to 3.4	3.5	7
Fine	3 to 3.8	4	8

*Refer to the "SOIL TEXTURE" section of this label to determine the corresponding soil textural group for the soil to be treated. DO NOT APPLY TO SOIL WITH LESS THAN 1/2% organic matter.

70996

**Use the higher rate of Partner in the recommended ranges in areas of heavy grass infestation, heavy crop residue or when broadleaf signalgrass is present.

**PARTNER® plus PURSUIT
(TANK MIXTURE)**

Apply this tank mixture in water or sprayable fluid fertilizer solution for control of yellow rutabaga and the annual grasses and broadleaf weeds listed in the 'WEEDS CONTROLLED' section of this label.

NOTE: Observe all precautions and limitations on the Partner and Pursuit labels before use of this tank mixture, including precautions on minimum recropping interval and rotational guidelines.

APPROVED APPLICATION SYSTEMS

Ground—Broadcast boom; banded

Reference: The 'APPLICATION SYSTEMS' section of this label provides detailed information on the application of this tank mixture using the system selected.

APPROVED APPLICATION METHODS

Preplant Incorporated—Apply this tank mixture within 7 days prior to planting and shallowly incorporate or Surface Blend into the upper 1 to 2 inches of soil.

Preemergence Surface—Apply this tank mixture after planting, before crop and weed emergence and within 5 days after last preplant tillage operation.

Reference: The 'APPLICATION TIMING AND METHODS' section of this label provides detailed information and procedures for application timing and method selected.

RECOMMENDED RATES: Refer to the following table for the recommended broadcast treatment rates for this tank mixture. Applications which are not consistent with recommendations in this label may result in unsatisfactory weed control or crop injury. See the 'WEEDS CONTROLLED' section of this label for recommended rates and application methods for control of certain weeds.

BROADCAST RATE PER ACRE**

SOIL TEXTURAL GROUP*	Less than 3% organic matter		3% or more organic matter	
	Partner® (pounds)		Partner (pounds)	+ Pursuit (ounces)
Coarse	2.3	to 3	2.3	to 3 4
Medium	2.3	to 3	2.6	to 3.4 4
Fine	2.6	to 3.4	3	to 3.8 4

*Refer to the 'SOIL TEXTURE' section of this label to determine the corresponding soil textural group for the soil to be treated.

****Use the higher rate of Partner in the recommended ranges in areas of heavy grass infestation, heavy crop residue or when the following weeds are present: fall panicum, barnyardgrass, broadleaf signalgrass, seedling johnsongrass, red rice or yellow nutsedge.**

NOTE: Preplant incorporate this tank mixture for more consistent control of common cocklebur, common lambsquarters, jimsonweed, prickly sida, velvetleaf and sunflower and for reduced competition of morningglory and giant ragweed.

**PARTNER® plus SCEPTER
(TANK MIXTURE)**

Apply this tank mixture in water or sprayable fluid fertilizer solution for control of yellow nutsedge and the annual grasses and broadleaf weeds listed in the 'WEEDS CONTROLLED' section of this label.

NOTE: Observe all precautions and limitations on the Partner and Scepter labels before use of this tank mixture, including precautions on minimum recropping interval and rotational guidelines.

APPROVED APPLICATION SYSTEMS

Ground — Broadcast boom; banded

Aerial — Fixed wing; helicopter

Reference: The 'APPLICATION SYSTEMS' section of this label provides detailed information on the application of this tank mixture using the system selected.

APPROVED APPLICATION METHODS

Preplant Incorporated — Apply this tank mixture within 7 days prior to planting and shallowly incorporate or Surface Blend into the upper 1 to 2 inches of soil.

Preemergence Surface — Apply this tank mixture after planting, before crop and weed emergence and within 5 days after last preplant tillage operation.

Reference: The 'APPLICATION TIMING AND METHODS' section of this label provides detailed information and procedures for application timing and method selected.

RECOMMENDED RATES: Refer to the following table for the recommended broadcast treatment rates for this tank mixture. Applications which are not consistent with recommendations in this label may result in unsatisfactory weed control or crop injury. See the 'WEEDS CONTROLLED' section of this label for recommended rates and application methods for control of certain weeds.

BROADCAST RATE PER ACRE**			
SOIL TEXTURAL GROUP*	Less than 3% organic matter	3% or more organic matter	
	Partner® (pounds)	Partner (pounds)	+ Scepter*** (pints)

Coarse	2.3 to 3	2.3 to 3	1/2 to 2/3
Medium	2.3 to 3	2.6 to 3.4	1/2 to 2/3
Fine	2.6 to 3.4	3 to 3.8	1/2 to 2/3

*Refer to the 'SOIL TEXTURE' section of this label to determine the corresponding soil textural group for the soil to be treated.

**Use the higher rate of Partner in the recommended ranges in areas of heavy grass infestation, heavy crop residue or when the following weeds are present: fall panicum, barnyardgrass, broadleaf signalgrass, seedling johnsongrass, red rice or yellow nutsedge.

***Use the higher rate of Scepter in the recommended ranges when red rice, sicklepod, beggarweed or velvetleaf are present.

For improved control of heavy velvetleaf infestations, add 1/2 pint of Command 4E herbicide per acre to this tank mixture and preplant incorporate. Observe all precautions and limitations on the Scepter and Command labels before use of this tank mixture.

**PARTNER® plus TREFLAN
(TANK MIXTURE)**

Apply this tank mixture in water solution for control of the annual grasses and broadleaf weeds listed in the 'WEEDS CONTROLLED' section of this label.

NOTE: See the 'MIXING, SPRAYING AND HANDLING INSTRUCTIONS' section of this label for special mixing directions for Partner plus Treflan.

APPROVED APPLICATION SYSTEMS

Ground — Broadcast boom; banded

Aerial — Fixed wing; helicopter

Reference: The 'APPLICATION SYSTEMS' section of this label provides detailed information on the application of this tank mixture using the system selected.

APPROVED APPLICATION METHODS

Preplant Incorporated — Apply this tank mixture within 7 days prior to planting and shallowly incorporate or Surface Blend into the upper 1 to 2 inches of soil within 8 hours after application.

Reference: The 'APPLICATION TIMING AND METHODS' section of this label provides detailed information and procedures for the application timing and method selected.

RECOMMENDED RATES: Preplant Incorporated — Apply 3.8 to 4.5 pounds of Partner plus 0.5 quart of Treflan per acre. Applications which are not consistent with the recommendation in this label may result in unsatisfactory weed control or crop injury.

**Conservation or Minimum
Tillage Systems
TANK MIXTURES**

13 96

AT-PLANTING APPLICATIONS

When applied as directed under the conditions described, these tank mixtures control many emerged annual weeds, suppress many emerged perennial weeds and give preemergence control of many annual grasses and weeds when soybeans will be planted directly into a cover crop, stale seedbed or in previous crop residues such as wheat stubble.

These tank mixtures will not control regrowth from perennial weeds.

DO NOT APPLY BY AIR.

For mixing instructions, see the 'MIXING, SPRAYING AND HANDLING INSTRUCTIONS' section of this label.

Partner and the following tank mixtures can be tank-mixed with Roundup and Gramoxone Extra.

- PARTNER® ■
- PARTNER plus CANOPY ■
- PARTNER plus GEMINI ■
- PARTNER plus LEXONE ■
- PARTNER plus LINURON ■
- PARTNER plus LOROX PLUS ■
- PARTNER plus PREVIEW ■
- PARTNER plus PREVIEW plus LOROX PLUS ■
- PARTNER plus PURSUIT ■
- PARTNER plus SCEPTER ■
- PARTNER plus SENCOR ■

Apply the tank mixture with Roundup in 10 to 20 gallons of water or 10 to 60 gallons of nitrogen solution per acre, or the tank mixture with Gramoxone Extra in 20 to 60 gallons of water or clear liquid fertilizer per acre immediately before, during or after planting, but BEFORE CROP EMERGENCE. As density of stubble, crop residue or weeds increases, spray gallonage and rate should be increased within the recommended ranges to insure complete coverage. In the absence of emerged vegetation, delete the Roundup or Gramoxone Extra portion of these tank mixtures.

APPROVED APPLICATION SYSTEMS

Ground - Broadcast boom

Reference: The "APPLICATION SYSTEMS" section of this label provides detailed information on the application of these products using the system selected.

74996

CONTROL OR SUPPRESSION
OF EMERGED WEEDS

■ **ROUNDUP** ■

Annual Weeds—Apply 1 to 1.5 pints of Roundup per acre in these tank mixtures when weeds are less than 6 inches tall. Use 2 pints of Roundup per acre for control of fall panicum, barnyardgrass, crabgrass and shattercane up to 2 inches tall; Penns. _vania smartweed up to 6 inches tall; other annual weeds 6 to 12 inches tall. For emerged annual weeds controlled, see the "WEEDS CONTROLLED" section of the label for Roundup.

Perennial Weeds—At normal application dates in minimum tillage systems, perennial weeds may not be at the proper stage of growth for control. See the "GENERAL INFORMATION" section of the label for Roundup for the proper stage of growth for perennial weeds. Use of 2 to 4 quarts of Roundup per acre in the above mixtures under these conditions provides top kill and reduces competition from many emerged perennial grasses and broadleaf weeds.

For emerged perennial weeds controlled see the "WEEDS CONTROLLED" section of the label for Roundup. To obtain control of perennial weeds, follow recommendations on the label for Roundup for stage of growth and rate of application.

USE OF THIS MIXTURE FOR BERMUDAGRASS OR JOHNSONGRASS CONTROL IS NOT RECOMMENDED.

NOTE: When using these tank mixtures, do not exceed 4 quarts of Roundup herbicide per acre.

Ammonium Sulfate—The addition of ammonium sulfate in the spray solution may increase the performance of Roundup tank mixtures on emerged annual weeds under adverse growing conditions. When using ammonium sulfate, add 2 percent dry ammonium sulfate by weight or 17 pounds per 100 gallons of water. Ammonium sulfate should be added to the water in the spray tank and completely dissolved prior to adding the herbicide or surfactant. Do not mix ammonium sulfate in fluid fertilizer solutions.

If ammonium sulfate is added directly to the spray tank, add slowly with agitation. Adding too quickly may clog outlet lines. Nozzle tip plugging may result from the use of low-quality ammonium sulfate. To determine quality, perform a jar test by adding 1/3 cup of ammonium sulfate to 1 gallon of water and agitate for one minute. If undissolved sediment is observed, predissolve the ammonium sulfate in water and filter prior to adding to the spray tank.

Following use of ammonium sulfate, thoroughly rinse the spray system with clean water to reduce corrosion.

Surfactants—Nonionic surfactants which are labeled for use with herbicides may be used with Roundup. Do not reduce rates of Roundup when adding surfactant. Use 0.5 percent surfactant concentration (2 quarts per 100 gallons of spray solution) when using surfactants which contain at least 50 percent active ingredient or a 1 percent surfactant concentration (4 quarts per 100 gallons of spray solution) for those surfactants containing less than 50 percent active ingredient. Read and carefully observe surfactant cautionary statements and other information appearing on the surfactant label.

■ **GRAMOXONE EXTRA** ■

15996

When used as directed, Gramoxone Extra tank-mixed with labeled Partner tank mixtures controls many emerged annual weeds and suppresses many emerged perennial weeds.

Broadcast Treatment — Apply 1.5 to 2.5 pints of Gramoxone Extra in this tank mixture immediately before, during or after planting but BEFORE CROP EMERGENCE. Use the 2.5 pint rate if any weeds are 4 to 6 inches tall. This mixture may not control weeds taller than 6 inches. As density of stubble, crop residue or weeds increases, spray volume should be increased within the recommended range for complete coverage. Add a nonionic spreader surfactant (approved for use in growing crops) containing at least 75 percent surface active agent at 8 ounces per 100 gallons of diluted spray. REFER TO THE GRAMOXONE EXTRA LABEL FOR PRECAUTIONARY STATEMENTS.

PREEMERGENCE WEED CONTROL

PARTNER®

For weeds controlled preemergence, see the 'WEEDS CONTROLLED' section of this label.

See the following table for recommended rates of Partner on various soil types.

BROADCAST RATE PER ACRE (POUNDS)

SOIL TEXTURAL GROUP*	Partner®
Coarse	3.8
Medium	4.5
Fine	4.5

*Refer to the 'SOIL TEXTURE' section of the label to determine the corresponding soil textural group for the soil to be treated.

Use the higher rate in the recommended ranges in areas of heavy grass infestation, or when organic matter content is 3 percent or more.

PARTNER® plus CANOPY

For weeds controlled preemergence see the 'WEEDS CONTROLLED' section of this label for Partner and Partner plus Canopy.

NOTE: Observe all precautions and limitations on the Partner and Canopy labels, including precautions on soil pH, sensitive soybean varieties and rotational crop restrictions.

See the following table for recommended rates of Partner and Canopy in this tank mixture.

BROADCAST RATE PER ACRE**

SOIL TEXTURAL GROUP*	Partner® (pounds)	+	Canopy (ounces)
----------------------	-------------------	---	-----------------

76 g 96

Coarse —		
sandy loam only	2.6 to 3.4	6
Medium	3 to 3.8	8
Fine	3.8 to 4.5	10

*Refer to the 'SOIL TEXTURE' section of this label to determine the corresponding soil textural group for the soil to be treated.

**Use the higher rate of Partner in areas of heavy weed infestation.

■ **PARTNER® plus GEMINI** ■

For weeds controlled preemergence see the 'WEEDS CONTROLLED' section of this label for Partner plus Gemini.

NOTE: Observe all precautions and limitations on the Partner and Gemini labels, including precautions on soil pH and rotational crop restrictions.

See the following table for recommended rates of Partner and Gemini in this tank mixture.

BROADCAST RATE PER ACRE**

SOIL TEXTURAL GROUP*	Partner® (pounds)	+	Gemini (ounces)
Coarse —			
sandy loam only	2.6 to 3.4		12 to 16
Medium	3 to 3.8		16 to 20
Fine	3.8 to 4.5		20 to 24

*Refer to the 'SOIL TEXTURE' section of this label to determine the corresponding soil textural group for the soil to be treated.

**Use the higher rate of Partner and Gemini in areas of heavy weed infestation.

■ **PARTNER® plus LEXONE** ■

or

■ **PARTNER® plus SENCOR** ■

For weeds controlled preemergence, see the 'WEEDS CONTROLLED' section of this label for Partner and Partner plus Lexone 4L or Sencor 4F.

See the following table for recommended rates of Partner plus Lexone 4L or Partner plus Sencor 4F in this tank mixture on various soil types.

BROADCAST RATE PER ACRE

SOIL TEXTURAL GROUP*	Partner® (pounds)	+	Lexone 4L** or Sencor 4F** (pints)
----------------------------	----------------------	---	---

Coarse — sandy

7/19/96

loam only	2.6 to 3.4	0.5 to 0.75
Medium	3 to 3.8	0.75 to 1
Fine	3.8 to 4.5	1 to 1.5***

*Refer to the 'SOIL TEXTURE' section of this label to determine the corresponding soil textural group for the soil to be treated.

**Use the rates listed in this label when using Lexone 4L or Sencor 4F. Use the equivalent rates when using the 50WP or DF formulations of these products. One pint of Lexone 4L or Sencor 4F equals one pound of the corresponding 50WP formulation or 2/3 pound of the corresponding DF formulation.

***On the heavy clay soils of the Mississippi Delta, use 1.5 pints of Lexone 4L or Sencor 4F per acre.

Use the higher rate of Partner in the recommended ranges in areas of heavy grass infestations or when fall panicum or crabgrass will be present.

Use the higher rate of Lexone or Sencor in the recommended ranges on soils with greater than 3% organic matter.

DO NOT use this mixture on sand or loamy sand soils as crop injury from Lexone or Sencor may occur.

DO NOT use on muck soils.

DO NOT apply on alkaline soils with a pH greater than 7.4.

Crop injury may occur if atrazine was applied the year before use of this tank mixture.

DO NOT REPLANT CROPS OTHER THAN SOYBEANS FOR 120 DAYS AFTER APPLICATION OF THESE TANK MIXTURES.

■ **PARTNER® plus LINURON** ■

For weeds controlled preemergence, see the 'WEEDS CONTROLLED' section of this label for Partner and Partner plus linuron.

See the following table for recommended rates of Partner and linuron in this tank mixture.

SOIL TEXTURAL GROUP*	BROADCAST RATE PER ACRE	
	Partner® (pounds)	+ linuron 4L** (quarts)
Coarse — sandy		
loam only	2.6 to 3.4	0.5 to 0.75
Medium	3 to 3.8	0.75 to 1
Fine	3.8 to 4.5	1 to 1.5

*Refer to the 'SOIL TEXTURE' section of this label to determine the corresponding soil textural group for the soil to be treated.

78 of 96

**Use the rates listed on this label when using linuron 4L. Use equivalent rates when using linuron 50WP or 50 percent dry flowable formulations. One quart of linuron 4L equals 2 pounds of linuron 50WP or 50 percent dry flowable formulation.

Use the higher rate of Partner in the recommended ranges in areas of heavy grass infestation or when fall panicum or crabgrass will be present.

Use the higher rate of linuron in the recommended ranges on soils with greater than 3% organic matter.

DO NOT use this tank mixture on sand or loamy sand or on soil with less than 1% organic matter as crop injury from linuron may occur.

PARTNER® plus LOROX PLUS

For weeds controlled preemergence, see the 'WEEDS CONTROLLED' section of this label for Partner and Partner plus Lorox Plus.

NOTE: Observe all precautions and limitations on the Partner and Lorox Plus labels, including precautions on soil pH and rotational crop restrictions.

See the following table for recommended rates of Partner and Lorox Plus in this tank mixture.

SOIL TEXTURAL GROUP*	BROADCAST RATE PER ACRE**	
	Partner® (pounds)	Lorox Plus (ounces)
Coarse — sandy loam only	2.6 to 3.4	12 to 14
Medium	3 to 3.8	14 to 16
Fine	3.8 to 4.5	16 to 18

*Refer to the 'SOIL TEXTURE' section of this label to determine the corresponding soil textural group for the soil to be treated.

**Use the higher rate of Partner and Lorox Plus in areas of heavy weed infestation.

PARTNER® plus PREVIEW

For weeds controlled preemergence, see the 'WEEDS CONTROLLED' section of this label for Partner and Partner plus Preview.

NOTE: Observe all precautions and limitations on the Partner and Preview labels, including precautions on soil pH, sensitive soybean varieties and rotation crop restrictions. See the following table for recommended rates of Partner and Preview in this tank mixture.

SOIL TEXTURAL	BROADCAST RATE PER ACRE**	
	Partner®	Preview

GROUP*	(pounds)	(ounces)
Coarse — sandy loam only	2.6 to 3.4	6
Medium	3 to 3.8	7
Fine	3.8 to 4.5	8

*Refer to the 'SOIL TEXTURE' section of this label to determine the corresponding soil textural group for the soil to be treated.

**Use the higher rate of Partner in areas of heavy weed infestation.

■ **PARTNER® plus PREVIEW plus LOROX PLUS** ■

For weeds controlled preemergence, see the 'WEEDS CONTROLLED' section of this label for Partner plus Preview.

NOTE: Observe all precautions and limitations on the labels for Partner, Preview and Lorox Plus, including precautions on soil pH, sensitive soybean varieties and rotational crop restrictions.

See the following table for recommended rates of Partner, Preview and Lorox Plus in this tank mixture.

SOIL TEXTURAL GROUP*	BROADCAST RATE PER ACRE**		
	Partner® + (pounds)	Preview + (ounces)	Lorox Plus (ounces)
Coarse—sandy loam only	2.6 to 3.4	3	6
Medium	3 to 3.8	3.5	7
Fine	3.8 to 4.5	4	8

*Refer to the 'SOIL TEXTURE' section of this label to determine the corresponding soil textural group for the soil to be treated.

**Use the higher rate of Partner in areas of heavy weed infestation.

■ **PARTNER® plus PURSUIT** ■

For weeds controlled preemergence, see the 'WEEDS CONTROLLED' section of this label for Partner plus Pursuit.

NOTE: Observe all precautions and limitations on the Partner and Pursuit labels before use of this tank mixture, including minimum recropping interval and rotational guidelines.

See the following table for recommended rates of Partner and Pursuit in this tank mixture.

SOIL TEXTURAL GROUP*	BROADCAST RATE PER ACRE**	
	Partner® (pounds)	Pursuit (ounces)
Coarse	2.6 to 3.4	4

80 796

Medium	3 to 3.8	4
Fine	3.8 to 4.5	4

*Refer to the 'SOIL TEXTURE' section of this label to determine the corresponding textural group for the soil to be treated.

**Use the higher rate of Partner in areas of heavy weed infestation.

PARTNER® plus SCEPTER

For weeds controlled preemergence, see the 'WEEDS CONTROLLED' section of this label for Partner and Partner plus Scepter.

NOTE: Observe all precautions and limitations on the Partner and Scepter labels before use of this tank mixture, including minimum recropping interval and rotational guidelines.

See the following table for recommended rates of Partner and Scepter in this tank mixture.

SOIL TEXTURAL GROUP*	BROADCAST RATE PER ACRE**	
	Partner® (pounds)	+ Scepter (pints)
Coarse — sandy loam only	2.6 to 3.4	2/3
Medium	3 to 3.8	2/3
Fine	3.8 to 4.5	2/3

*Refer to the 'SOIL TEXTURE' section of this label to determine the corresponding soil textural group for the soil to be treated.

**Use the higher rate of Partner in areas of heavy weed infestation.

EARLY PREPLANT APPLICATION

For use in no-till and other conservation tillage systems in CONNECTICUT, DELAWARE, ILLINOIS, INDIANA, IOWA, KANSAS, KENTUCKY, MARYLAND, MASSACHUSETTS, MICHIGAN, MINNESOTA, MISSOURI, NEBRASKA, NEW JERSEY, NEW YORK, NORTH CAROLINA, OHIO, PENNSYLVANIA, SOUTH DAKOTA, VERMONT, VIRGINIA, AND WISCONSIN.

If emerged weeds are present at the time of treatment, Roundup, or Gramoxone Extra should be added to the product according to the directions for use on their respective product labels. If unsatisfactory weed control occurs (due to excessively dry or excessively wet conditions) following the earlier application, a postemergence application of an appropriate labeled grass and/or broadleaf weed herbicide may be used. If a postemergence treatment includes the herbicide used early preplant, do not exceed the labeled rate for corn on a given soil texture. Observe all precautions and limitations on the labels for Partner, Roundup, Gramoxone Extra and other postemergence herbicides before use of these products.

DO NOT apply tank mixtures containing Roundup, Gramoxone Extra or other contact herbicides by air.

PARTNER®

81996

This product, when applied in a single application or split application, will provide preemergence control or reduced competition of the annual grasses and broadleaf weeds listed in the 'WEEDS CONTROLLED' section of this label.

APPROVED APPLICATION SYSTEMS

- Ground - Broadcast boom
- Aerial - Fixed wing; helicopter
- Center Pivot Irrigation
- Dry Bulk Fertilizer Impregnation

Reference: The "APPLICATION SYSTEMS" section of this label provides detailed information on the application of this product using the system selected.

RECOMMENDED RATE AND TIMING OF APPLICATION

Single application—Application of this product should be made less than 30 days before planting but prior to weed emergence.

NOTE: Application on coarse soils should NOT be made more than two weeks prior to planting.

Split application—Apply 60 percent of the recommended rate as a split application prior to weed emergence and no more than 45 days prior to planting and the remaining 40 percent at or immediately following planting but before crop emergence.

See the following table for recommended broadcast rates per acre for single and split applications.

SOIL TEXTURAL GROUP	BROADCAST RATE PER ACRE (POUNDS)
	Partner®
Coarse	3.8
Medium	4.5
Fine	4.5

In order to provide broad spectrum weed control, both single and split applications of this product must be followed with a planned postemergence application of a labeled broadleaf and/or grass herbicide. Observe the directions for use, precautions and restrictions on the label of the postemergence herbicide before use of these products.

If emerged weeds exist at planting, the application of a contact herbicide or tillage is recommended when possible to eliminate existing weeds.

PARTNER® plus CANOPY
(TANK MIXTURE)

This tank mixture, when applied in a single application or split application in an early preplant program, will provide preemergence control or reduced competition of the annual grasses and broadleaf weeds listed in the "WEEDS CONTROLLED" section of this label.

82 9/96

NOTE: Observe all precautions and limitations on the Partner and Canopy labels, including precautions on soil pH, sensitive soybean varieties, minimum recropping interval and rotational guidelines.

DO NOT plant rice or peanuts within 18 months after application of this tank mixture.

APPROVED APPLICATION SYSTEMS

Ground - Broadcast boom

Reference: The "APPLICATION SYSTEMS" section of this label provides detailed information on the application of this product using the system selected.

RECOMMENDED RATE AND TIMING OF APPLICATION

Single application—Application of this product should be made less than 30 days before planting but prior to weed emergence.

NOTE: Application on coarse soils should NOT be made more than two weeks prior to planting.

Split application—Apply 60 percent of the recommended rate as a split application prior to weed emergence and no more than 45 days prior to planting and the remaining 40 percent at or immediately following planting but before crop emergence.

See the following table for recommended broadcast rates per acre for single and split applications.

SOIL TEXTURAL GROUP*	BROADCAST RATE PER ACRE**	
	Partner® (pounds)	+ Canopy (ounces)
Coarse	3.8	6 to 8
Medium	3.8 to 4.5	8 to 10
Fine	4.5	10 to 12

*Refer to the "SOIL TEXTURE" section of this label to determine the corresponding soil textural group for the soil to be treated.

** Use the higher rate of Partner and Canopy in areas of heavy weed infestation.

If emerged weeds exist at planting, the application of a contact herbicide or tillage is recommended when possible to eliminate existing weeds.

**PARTNER® plus LOROX PLUS
(TANK MIXTURE)**

This tank mixture, when applied in a single application or split application in an early preplant program, will provide preemergence control or reduced

competition of the annual grasses and broadleaf weeds listed in the "WEEDS CONTROLLED" section of this label.

NOTE: Observe all precautions and limitations on the Partner and Lorox Plus labels, including precautions on soil pH, sensitive soybean varieties, minimum recropping interval and rotational guidelines.

APPROVED APPLICATION SYSTEMS

Ground - Broadcast boom

Reference: The "APPLICATION SYSTEMS" section of this label provides detailed information on the application of this product using the system selected.

RECOMMENDED RATE AND TIMING OF APPLICATION

Single application—Application of this product should be made less than 30 days before planting but prior to weed emergence.

NOTE: Application on coarse soils should NOT be made more than two weeks prior to planting.

Split application—Apply 60 percent of the recommended rate as a split application prior to weed emergence and no more than 45 days prior to planting and the remaining 40 percent at or immediately following planting but before crop emergence.

See the following table for recommended broadcast rates per acre for single and split applications.

BROADCAST RATE PER ACRE**		
SOIL TEXTURAL GROUP*	Partner® (pounds)	+ Lorox Plus (ounces)
Coarse	3.8	12 to 14
Medium	3.8 to 4.5	14 to 16
Fine	4.5	16 to 18

*Refer to the "SOIL TEXTURE" section of this label to determine the corresponding soil textural group for the soil to be treated.

** Use the higher rate of Partner and Lorox Plus in areas of heavy weed infestation.

If emerged weeds exist at planting, the application of a contact herbicide or tillage is recommended when possible to eliminate existing weeds.

**PARTNER® plus PREVIEW
(TANK MIXTURE)**

This tank mixture, when applied in a single application or split application in an early preplant program, will provide preemergence control or reduced competition of the annual grasses and broadleaf weeds listed in the "WEEDS CONTROLLED" section of this label.

84996

NOTE: Observe all precautions and limitations on the Partner and Preview labels, including precautions on soil pH, sensitive soybean varieties, minimum recropping interval and rotational guidelines.

APPROVED APPLICATION SYSTEMS

Ground - Broadcast boom

Reference: The "APPLICATION SYSTEMS" section of this label provides detailed information on the application of this product using the system selected.

RECOMMENDED RATE AND TIMING OF APPLICATION

Single application—Application of this product should be made less than 30 days before planting but prior to weed emergence.

NOTE: Application on coarse soils should NOT be made more than two weeks prior to planting.

Split application—Apply 60 percent of the recommended rate as a split application prior to weed emergence and no more than 45 days prior to planting and the remaining 40 percent at or immediately following planting but before crop emergence.

See the following table for recommended broadcast rates per acre for single and split applications.

SOIL TEXTURAL GROUP*	BROADCAST RATE PER ACRE**	
	Partner® (pounds)	+ Preview (ounces)
Coarse	3.8	6 to 7
Medium	3.8 to 4.5	7 to 8
Fine	4.5	8 to 9

*Refer to the "SOIL TEXTURE" section of this label to determine the corresponding soil textural group for the soil to be treated.

** Use the higher rate of Partner and Preview in areas of heavy weed infestation.

If emerged weeds exist at planting, the application of a contact herbicide or tillage is recommended when possible to eliminate existing weeds.

**PARTNER® plus PREVIEW plus LOROX PLUS
(TANK MIXTURE)**

This tank mixture, when applied in a single application in an early preplant program, will provide preemergence control or reduced competition of the annual grasses and broadleaf weeds listed in the "WEEDS CONTROLLED" section of this label.

857 96

NOTE: Observe all precautions and limitations on the Partner, Preview and Lorox Plus labels, including precautions on soil pH, sensitive soybean varieties, minimum recropping interval and rotational guidelines.

APPROVED APPLICATION SYSTEMS

Ground - Broadcast boom

Reference: The "APPLICATION SYSTEMS" section of this label provides detailed information on the application of this product using the system selected.

RECOMMENDED RATE AND TIMING OF APPLICATION

Single application—Application of this product should be made less than 30 days before planting but prior to weed emergence.

NOTE: Application on coarse soils should NOT be made more than two weeks prior to planting.

See the following table for recommended broadcast rates per acre for single and split applications.

SOIL TEXTURAL GROUP*	BROADCAST RATE PER ACRE**		
	Partner® (pounds)	+ Preview (ounces)	+ Lorox Plus (ounces)
Coarse	3.8	3	6
Medium	3.8 to 4.5	3.5	7
Fine	4.5	4	8

If eme*Refer to the "SOIL TEXTURE" section of this label to determine the corresponding soil textural group for the soil to be treated.

** Use the higher rate of Partner in areas of heavy weed infestation.

rged weeds exist at planting, the application of a contact herbicide or tillage is recommended when possible to eliminate existing weeds.

**PARTNER® plus PURSUIT
(TANK MIXTURE)**

This tank mixture, when applied in a single application or split application in an early preplant program, will provide preemergence control or reduced competition of the annual grasses and broadleaf weeds listed in the "WEEDS CONTROLLED" section of this label.

NOTE: Observe all precautions and limitations on the Partner and Pursuit labels, including precautions on soil pH, sensitive soybean varieties, minimum recropping interval and rotational guidelines.

APPROVED APPLICATION SYSTEMS

Ground - Broadcast boom

96 9 96

Reference: The "APPLICATION SYSTEMS" section of this label provides detailed information on the application of this product using the system selected.

RECOMMENDED RATE AND TIMING OF APPLICATION

Single application—Application of this product should be made less than 30 days before planting but prior to weed emergence.

NOTE: Application on coarse soils should NOT be made more than two weeks prior to planting.

Split application—Apply 60 percent of the recommended rate as a split application prior to weed emergence and no more than 45 days prior to planting and the remaining 40 percent at or immediately following planting but before crop emergence.

See the following table for recommended broadcast rates per acre for single and split applications.

SOIL TEXTURAL GROUP*	BROADCAST RATE PER ACRE**	
	Partner® (pounds)	+ Pursuit (ounces)
Coarse	3.8	4
Medium	3.8 to 4.5	4
Fine	4.5	4

*Refer to the "SOIL TEXTURE" section of this label to determine the corresponding soil textural group for the soil to be treated.

** Use the higher rate of Partner in areas of heavy weed infestation.

If emerged weeds exist at planting, the application of a contact herbicide or tillage is recommended when possible to eliminate existing weeds.

**PARTNER® plus SCEPTER
(TANK MIXTURE)**

This tank mixture, when applied in a single application or split application in a early preplant program, will provide preemergence control or reduced competition of the annual grasses and broadleaf weeds listed in the "WEEDS CONTROLLED" section of this label.

NOTE: Observe all precautions and limitations on the Partner and Scepter labels, including precautions on soil pH, sensitive soybean varieties, minimum recropping interval and rotational guidelines.

APPROVED APPLICATION SYSTEMS

Ground - Broadcast boom

Reference: The "APPLICATION SYSTEMS" section of this label provides detailed information on the application of this product using the system selected.

RECOMMENDED RATE AND TIMING OF APPLICATION

Single application—Application of this product should be made less than 30 days before planting but prior to weed emergence.

NOTE: Application on coarse soils should not be made more than two weeks prior to planting.

Split application—Apply 60 percent of the recommended rate as a split application prior to weed emergence and no more than 45 days prior to planting and the remaining 40 percent at or immediately following planting but before crop emergence.

See the following table for recommended broadcast rates per acre for single and split applications.

SOIL TEXTURAL GROUP*	BROADCAST RATE PER ACRE**	
	Partner® (pounds)	+ Scepter (pints)
Coarse	3.8	2/3
Medium	3.8 to 4.5	2/3
Fine	4.5	2/3

*Refer to the "SOIL TEXTURE" section of this label to determine the corresponding soil textural group for the soil to be treated.

** Use the higher rate of Partner in areas of heavy weed infestation.

If emerged weeds exist at planting, the application of a contact herbicide or tillage is recommended when possible to eliminate existing weeds.

DRY BEANS

When making applications on dry beans, do not make more than one application per year or exceed a total of 4.5 pounds of Partner per acre per year.

Dry Beans (All Types)

FOR USE ONLY WEST OF THE MISSISSIPPI RIVER, EXCEPT IN KERN COUNTY, CALIFORNIA.

PARTNER®

Apply this product in water solution for control of yellow nutsedge and the annual grasses and broadleaf weeds listed in the "WEEDS CONTROLLED" section of this label.

NOTE: DO NOT APPLY ON DRY BEANS AFTER PLANTING AS CROP INJURY MAY OCCUR. This product may delay crop maturity and/or reduce yield if cold, wet soil conditions occur after planting.

Do not feed forage or hay from treated crop.

APPROVED APPLICATION SYSTEMS

88 9 96
Y

Ground — Broadcast boom

Reference: The 'APPLICATION SYSTEMS' section of this label provides detailed information on the application of this product using the system selected.

APPROVED APPLICATION METHODS

Preplant Incorporated — Apply this product within 7 days prior to planting and shallowly incorporate or Surface Blend into the upper 1 to 2 inches of soil.

Reference: The 'APPLICATION TIMING AND METHODS' section of this label provides detailed information and procedures for application timing and method selected.

RECOMMENDED RATES: Apply 3.8 to 4.5 pounds of this product per acre and shallowly incorporate prior to planting. Use the higher rate in areas of heavy weed infestation or when eastern black or hairy nightshade or yellow nutsedge are present. Applications which are not consistent with recommendations in this label may result in unsatisfactory weed control or crop injury.

**PARTNER® plus EPTAM
(TANK MIXTURE)
Dry Beans (All Types)**

**FOR USE ONLY IN MICHIGAN AND
WEST OF THE MISSISSIPPI RIVER,
EXCEPT IN CALIFORNIA**

Apply this tank mixture in water solution for control of yellow nutsedge and the annual grasses and broadleaf weeds listed in the 'WEEDS CONTROLLED' section of this label.

NOTE: Read the label for Eptam thoroughly for rotational crop restrictions. This tank mixture may delay crop maturity and/or reduce yield if cold, wet soil conditions occur after planting.

Do not feed forage or hay from treated crop.

APPROVED APPLICATION SYSTEMS

Ground — Broadcast boom

Reference: The 'APPLICATION SYSTEMS' section of this label provides detailed information on the application of this tank mixture using the system selected.

APPROVED APPLICATION METHODS

Preplant Incorporated — Apply this tank mixture within 7 days prior to planting and shallowly incorporate into the upper 2 inches of soil immediately.

Reference: The 'APPLICATION TIMING AND METHODS' section of this label provides detailed information and procedures for application timing and method selected.

81 } 96

RECOMMENDED RATES: Apply 3 to 4.5 pounds of Partner plus 2 to 3 pints of Eptam 7-E per acre. Use the higher recommended rate of Partner for this tank mixture when heavy weed infestations, eastern black or hairy nightshade or yellow nutsedge are present. **USE ONLY THE 3-POUND RATE OF PARTNER IN MICHIGAN.** Applications which are not consistent with recommendations in this label may result in unsatisfactory weed control or crop injury.

**PARTNER® plus TREFLAN
(TANK MIXTURE)
Dry Beans (All Types)**

**FOR USE ONLY WEST OF THE MISSISSIPPI
RIVER, EXCEPT IN KERN COUNTY, CALIFORNIA.**

Apply this tank mixture in water solution for control of yellow nutsedge and the annual grasses and broadleaf weeds listed in the 'WEEDS CONTROLLED' section of this label.

NOTE: Read the label for Treflan thoroughly for rotational crop restrictions. This tank mixture may delay crop maturity and/or reduce yield if cold, wet soil conditions occur after planting.

Do not feed forage or hay from treated crop.

APPROVED APPLICATION SYSTEMS

Ground — Broadcast boom

Reference: The 'APPLICATION SYSTEMS' section of this label provides detailed information on the application of this tank mixture using the system selected.

APPROVED APPLICATION METHODS

Preplant Incorporated — Apply this tank mixture within 7 days prior to planting and shallowly incorporate into the upper 2 inches of soil within 8 hours after application.

Reference: The 'APPLICATION TIMING AND METHODS' section of this label provides detailed information and procedures for application timing and method selected.

RECOMMENDED RATES: Apply 3.8 to 4.5 pounds of this product plus 1/2 quart of Treflan per acre. Use the higher rate of this product for this tank mixture in areas of heavy weed infestation or when eastern black or hairy nightshade or yellow nutsedge are present. Applications which are not consistent with recommendations in this label may result in unsatisfactory weed control or crop injury.

**PARTNER®
Red Kidney Bean Types Only**

FOR USE IN ILLINOIS AND WISCONSIN ONLY

Apply this product in water solution for control of yellow nutsedge and the annual grasses and broadleaf weeds listed in the 'WEEDS CONTROLLED' section of this label.

90796

NOTE: This product may delay crop maturity and/or reduce yield if cold, wet soil conditions occur after planting.

Do not feed forage or hay from treated crop.

APPROVED APPLICATION SYSTEMS

Ground — Broadcast boom; banded

Reference: The 'APPLICATION SYSTEMS' section of this label provides detailed information on the application of this tank mixture using the system selected.

APPROVED APPLICATION METHODS

Preplant Incorporated — Apply this product within 7 days prior to planting and shallowly incorporate or Surface Blend into the upper 1 to 2 inches of soil.

Reference: The 'APPLICATION TIMING AND METHODS' section of this label provides detailed information and procedures for application timing and method selected.

RECOMMENDED RATES: Apply 3.8 to 4.5 pounds of this product per acre. Use the higher recommended rate when heavy weed infestations, eastern black or hairy nightshade or yellow nutsedge are present.

LIMA BEANS (GREEN)

When making applications on lima beans, do not make more than one application per year or exceed a total of 4.5 pounds of Partner per acre per year.

FOR USE IN ALL STATES,
EXCEPT IN KERN COUNTY, CALIFORNIA

PARTNER®

Apply this product in water solution for control of yellow nutsedge and the annual grasses and broadleaf weeds listed in the 'WEEDS CONTROLLED' section of this label.

NOTE: This product may delay crop maturity and/or reduce yield if cold, wet soil conditions occur after planting.

Do not feed forage or hay from treated crop.

APPROVED APPLICATION SYSTEMS

Ground — Broadcast boom

Reference: The 'APPLICATION SYSTEMS' section of this label provides detailed information on the application of this product using the system selected.

APPROVED APPLICATION METHODS

Preplant Incorporated — Apply this product within 7 days prior to planting and shallowly incorporate or Surface Blend into the upper 1 to 2 inches of soil.

Reference: The "APPLICATION TIMING AND METHODS" section of this label provides detailed information and procedures for application timing and method selected.

RECOMMENDED RATES: Refer to the following table for recommended broadcast treatment rates.

Preplant Incorporated Application Rates

SOIL TEXTURAL GROUP*	BROADCAST RATE PER ACRE (POUNDS)
	Partner®
Coarse	3
Medium	3.8 to 4.5
Fine**	3.8 to 4.5

*Refer to the "SOIL TEXTURE" section of this label to determine the corresponding soil textural group for the soil to be treated.

**Use the higher rate in the recommended range in areas of heavy weed infestation or when eastern black or hairy nightshade or yellow nutsedge are present.

WOODY ORNAMENTALS

PARTNER®

FOR USE ON JUNIPER
(JUNIPERUS SPP.)
AND YEW (TAXUS SPP.)

Apply this product in water solution for control of the annual grasses and broadleaf weeds listed in the "WEEDS CONTROLLED" section of this label.

NOTE: Topical application or contact of this product with green foliage of the woody ornamental may cause injury and is not recommended. In case green foliage is accidentally sprayed, overhead irrigation within 1 hour after application will minimize injury symptoms (i.e., leaf tip burn, discoloration, distortion, etc.). This product is recommended for this use for application by certified, professional applicators only.

DO NOT USE THIS PRODUCT ON SEEDBEDS, UNROOTED CUTTINGS OR PRIOR TO TRANSPLANTING. DO NOT USE THIS PRODUCT IN GREENHOUSES OR OTHER ENCLOSED STRUCTURES, APPLIED THROUGH IRRIGATION SYSTEMS OR MIXED WITH SPRAYABLE FLUID FERTILIZERS. APPLICATIONS DURING PERIODS WHEN TEMPERATURE EXCEEDS 90°F MAY CAUSE INJURY TO ORNAMENTALS.

APPROVED APPLICATION SYSTEMS

Ground — Broadcast boom; banded

Reference: The "APPLICATION SYSTEMS" section of this label provides detailed information on the application of this tank mixture using the system selected.

92996

APPROVED APPLICATION METHODS

Post-Transplant Directed — Apply this product as a directed spray after transplanting or to established plantings prior to weed emergence.

Reference: The "APPLICATION TIMING AND METHODS" section of this label provides detailed information and procedures for application timing and method selected.

RECOMMENDED RATES: Apply 6 pounds of this product per acre as a broadcast treatment. Applications which are not consistent with the recommendations in this label may result in unsatisfactory weed control or injury to ornamental plantings.

NOTE: Repeat applications of this product may be required for sustained weed control. DO NOT exceed 2 applications or 9 pounds of Partner per acre per year or re-treat within 21 days.

APPENDIX

LIST OF COMMON AND SCIENTIFIC NAME OF ANNUAL GRASSES AND BROADLEAF WEEDS.

ANNUAL GRASSES

Barnyardgrass

Echinochloa crus-galli

Crabgrass

Digitaria ischaemum

Digitaria sanguinalis

Cupgrass, woolly

Eriochloa villosa

Foxtail, giant

Setaria faberi

Foxtail, green, robust

purple, robust white

Setaria viridis

Foxtail, yellow

Setaria lutescens

Goosegrass

Eleusine indica

Johnsongrass, seedling

Sorghum halepense

Millet, proso

Panicum miliaceum

Panicum, browntop

Panicum fasciculatum

Panicum, fall

Panicum dichotomiflorum

Panicum, Texas

Panicum texanum

Rice, red

Oryza sativa

Sandbur, Grassbur

Cenchrus incertus

Shattercane, wild cane

Sorghum bicolor

Signalgrass, broadleaf

Brachiaria platyphylla

Sprangletop, red
Leptochloa filiformis

Witchgrass
Panicum capillare

ANNUAL BROADLEAVES

Beggarweed, Florida
Desmodium tortuosum

Carpetweed
Mollugo verticillata

Cocklebur
Xanthium strumarium

Coffeeweed,
Hemp sesbania
Sesbania exaltata

Copperleaf, hophornbeam
Acalypha spp.

Galinsoga
Galinsoga spp.

Groundcherry, annual
Physalis spp.

Groundcherry, cutleaf
Physalis angulata

Jimsonweed
Datura stramonium

Kochia
Kochia scoparia

Lambsquarters
Chenopodium album

Morningglory:

Tall
Ipomoea purpurea

Pitted
Ipomoea lacunosa

Ivyleaf
Ipomoea hederacea

Entireleaf
Ipomoea hederacea
var. *intergriuscula*

Smallflower
Jacquemontia tamnifolia

Mustard

Brassica spp.

Nightshade, black

Solanum nigrum

Nightshade, hairy

Solanum sarrachoides

Pigweed, Carelessweed

Amaranthus spp.

Purslane

Portulaca oleracea

Pusley, Florida

Richardia scabra

Ragweed, common

Ambrosia artemisiifolia

Ragweed, giant

Ambrosia trifida

Sicklepod

Cassia obtusifolia

Sida, prickly; Teaweed

Sida spinosa

Smartweed

Polygonum pennsylvanicum

Polygonum persicaria

Starbur, bristly

Acanthospermum

hispidum

Sunflower, common

Helianthus annuus

Velvetleaf, Buttonweed

Abutilon theophrasti

Waterhemp

Amaranthus tuberculatos

SEDGE

Nutsedge, yellow

Cyperus esculentus

96 96

| EPA Reg. No. 524-403

~~843.12-000.66/53~~

In case of an emergency involving this product,
Call Collect, day or night, (314) 694-4000.

| ©MONSANTO COMPANY-19951993

MONSANTO COMPANY
| AGRICULTURAL PRODUCTS
ST. LOUIS, MISSOURI, 63167 U.S.A.


PM-25

Reg # 524-1103

1976

Please read instructions on reverse before completing form.

Form Approved. OMB No. 2070-0060. Approval expires 11-30-93

(A) 	United States Environmental Protection Agency Office of Pesticide Programs (H7505C) Washington, DC 20460	<input type="checkbox"/> Registration <input checked="" type="checkbox"/> Amendment <input type="checkbox"/> Other	OPP Identifier Number 200466
	Application for Pesticide:		

Section I

1. Company/Product Number Monsanto / 524-403	2. EPA Product Manager Robert J. Taylor	3. Proposed Classification <input type="checkbox"/> None <input checked="" type="checkbox"/> Restricted
4. Company/Product (Name) Partner® Herbicide	PM# 25	
5. Name and Address of Applicant (Include ZIP Code) Monsanto Company 700 14th Street, N.W., #1100 Washington, D.C. 20005 <input type="checkbox"/> Check if this is a new address	6. Expedited Review. In accordance with FIFRA Section 3(c)(3) (b)(i), my product is similar or identical in composition and labeling to: EPA Reg. No. _____ Product Name _____	

Section II

<input type="checkbox"/> Amendment - Explain below	<input type="checkbox"/> Final printed labels in response to Agency letter dated _____
<input type="checkbox"/> Resubmission in response to Agency letter dated _____	<input type="checkbox"/> "Me Too" Application.
<input checked="" type="checkbox"/> Notification - Explain below.	<input type="checkbox"/> Other - explain below.

Explanation: Use additional page(s) if necessary. (For section I and Section II.)


Notification of Supplemental Label text incorporation.

This notification is consistent with the provisions of PR Notice 95-2 and EPA Regulations at 40 CFR 152.46, and no other changes have been made to the labeling or the confidential statement of formula of this product. I understand it is a violation of 18 U.S.C. Sec. 1001 to willfully make any false statement to EPA. I further understand that if this notification is not consistent with the terms of PR Notice 95-2 and 40 CFR 152.46, this product may be in violation of FIFRA and I may be subject to enforcement action and penalties under sections 12 and 14 of FIFRA.

Section III

1. Material This Product Will Be Packaged In:				2. Type of Container	
Child-Resistant Packaging <input type="checkbox"/> Yes* <input type="checkbox"/> No	Unit Packaging <input type="checkbox"/> Yes <input type="checkbox"/> No	Water Soluble Packaging <input type="checkbox"/> Yes <input type="checkbox"/> No		<input type="checkbox"/> Metal	<input type="checkbox"/> Plastic
				<input type="checkbox"/> Glass	<input type="checkbox"/> Paper
				<input type="checkbox"/> Other (Specify) _____	
* Certification must be submitted.		If "Yes," Unit Package wgt.	No. per container	If "Yes," Package wgt.	No. per container
3. Location of Net Contents Information <input type="checkbox"/> Label <input type="checkbox"/> Container		4. Size(s) of Retail Container		5. Location of Label Directions <input type="checkbox"/> On Label <input type="checkbox"/> On Labeling accompanying product	
6. Manner In Which Label Is Affixed To Product <input type="checkbox"/> Lithograph <input type="checkbox"/> Paper glued <input type="checkbox"/> Stenciled		<input type="checkbox"/> Other (_____)			

Section IV

1 Contact Point (Complete items directly below for identification of individual to be contacted, if necessary, to process this application.)		
Name Dr. Russell P. Schneider	Title Agricultural Regulation Director	Telephone No. (include Area Code) (202) 783-2460
Certification I certify that the statements I have made on this form and all attachments thereto are true, accurate and complete. I acknowledge that any knowingly false or misleading statement may be punishable by fine or imprisonment or both under applicable law.		6. Date Application Received (Stamped)
2. Signature 	3. Title Manager, Registration	
4. Typed Name Stephen J. Wratten, Ph.D.	5. Date October 2, 1995	

2796

RESTRICTED USE PESTICIDE
due to oncogenicity. For retail sale to and use only by Certified Applicators or persons under their direct supervision and only for those uses covered by the Certified Applicator's certification.

PARTNER®
WDG Herbicide by Monsanto

Herbicide for weed control in corn, soybeans and crops listed.

The use of this product may be hazardous to your health. This product contains alachlor, which has been determined to cause tumors in laboratory animals.

In case of an emergency involving this product or for user safety information on this product, Call Collect, day or night, (314) 694-4000.

Complete Directions For Use

®Partner is a registered trademark of Monsanto Company.

EPA Reg. No. 524-403

1993-11995-1 843.12-000.66/53

Read each of these sections of this label for essential product performance information.

PRECAUTIONARY STATEMENTS

GENERAL INFORMATION

MIXING, SPRAYING AND
HANDLING INSTRUCTIONS


FLUID FERTILIZER
COMPATIBILITY TEST

APPLICATION INFORMATION

CULTIVATION INFORMATION

WEED CONTROL WITH PARTNER®

CROPS



39 76

Read the entire label before using this product.

Use only according to label instructions.

Read "LIMIT OF WARRANTY AND LIABILITY" before buying or using. If terms are not acceptable, return at once unopened.

REFORMULATION OR REPACKAGING IS PROHIBITED.

LIMIT OF WARRANTY AND LIABILITY

This Company warrants that this product conforms to the chemical description on the label and is reasonably fit for the purposes set forth in the Complete Directions for Use label booklet ("Directions") when used in accordance with those Directions under the conditions described therein. NO OTHER EXPRESS WARRANTY OR IMPLIED WARRANTY OF FITNESS FOR PARTICULAR PURPOSE OF MERCHANTABILITY IS MADE. This warranty is also subject to the conditions and limitations stated herein.

Buyer and all users shall promptly notify this Company of any claims whether based in contract, negligence, strict liability, other tort or otherwise.

Buyer and all users are responsible for all loss or damage from use or handling which results from conditions beyond the control of this Company, including, but not limited to, incompatibility with products other than those set forth in the Directions, unusual weather, weather conditions which are outside the range considered normal at the application site and for the time period when the product is applied as well as weather conditions which are outside the application ranges set forth in the Directions, application in any manner not explicitly set forth in the Directions, moisture conditions outside the moisture range specified in the Directions, or the presence of products other than those set forth in the Directions in or on the soil, crop or treated vegetation.

THE EXCLUSIVE REMEDY OF THE USER OR BUYER, AND THE LIMIT OF THE LIABILITY OF THIS COMPANY OR ANY OTHER SELLER FOR ANY AND ALL LOSSES, INJURIES OR DAMAGES RESULTING FROM THE USE OR HANDLING OF THIS PRODUCT (INCLUDING CLAIMS BASED IN CONTRACT, NEGLIGENCE, STRICT LIABILITY, OTHER TORT OR OTHERWISE) SHALL BE THE PURCHASE PRICE PAID BY THE USER OR BUYER FOR THE QUANTITY OF THIS PRODUCT INVOLVED, OR, AT THE ELECTION OF THIS COMPANY OR ANY OTHER SELLER, THE REPLACEMENT OF SUCH QUANTITY OR, IF NOT ACQUIRED BY PURCHASE, REPLACEMENT OF SUCH QUANTITY. IN NO EVENT SHALL THIS COMPANY OR ANY OTHER SELLER BE LIABLE FOR ANY INCIDENTAL, CONSEQUENTIAL OR SPECIAL DAMAGES.

Buyer and all users are deemed to have accepted the terms of this LIMIT OF WARRANTY AND LIABILITY which may not be varied by any verbal or written agreement.

4976

PRECAUTIONARY STATEMENTS

**Hazards to Humans
and Domestic Animals**

Keep out of reach of children.

CAUTION!

**MAY CAUSE EYE IRRITATION.
MAY CAUSE ALLERGIC SKIN REACTION.**

Avoid contact with eyes, skin and clothing.

FIRST AID: IF IN EYES, immediately flush with plenty of water for at least 15 minutes. Get medical attention.

IF ON SKIN, immediately flush with plenty of water. Sensitized persons should avoid further contact and reuse of contaminated clothing. Get medical attention.

Personal Protective Equipment (PPE)

Applicators and other handlers must wear: long-sleeved shirt and long pants; waterproof gloves; chemical-resistant footwear plus socks; and protective eyewear.

Follow manufacturer's instructions for cleaning/maintaining PPE. If no such instructions for washables, use detergent and hot water. Keep and wash PPE separately from other laundry.

User Safety Recommendations:

User should:

- Wash hands before eating drinking, chewing gum, using tobacco, or using the toilet.
- Remove clothing immediately if pesticide gets inside. Then wash thoroughly and put on clean clothing.
- Remove PPE immediately after handling this product. Wash the outside of gloves before removing. As soon as possible, wash thoroughly and change into clean clothing.

In case of an emergency involving this product,
Call Collect, day or night, (314) 694-4000.

Environmental Hazards

This chemical has been identified in limited ground water sampling and there is the possibility that it can leach through the soil to ground water, especially where soils are coarse and ground water is near the surface. Following application, and during rainfall events that cause runoff, this chemical may reach surface water bodies including streams, rivers and reservoirs.

59 96

Care must be taken when using this product to prevent back siphoning into wells, spills or improper disposal of excess pesticide, spray mixtures or rinsates.

Check valves or antisiphoning devices must be used on all mixing equipment. Disposal of excess pesticide, spray mixtures or rinsate should be according to label use instructions or according to the state pesticide or environmental control agency or the hazardous waste representative at the nearest EPA regional office.

Do not apply directly to water, to areas where surface water is present or to intertidal areas below the mean high water mark. Do not contaminate water when disposing of equipment washwaters.

Physical or Chemical Hazards

In case of: SPILL OR LEAK, remove and keep away from humans and domestic animals.

ACTIVE INGREDIENT:

*Alachlor..... 65.0%

INERT INGREDIENTS:..... 35.0%

100.0%

*Contains 650 grams/kilogram or 10.40 ounces/pound of 2-chloro-2'-6'-diethyl-N-(methoxymethyl) acetanilide.

Patent application pending.

®Partner is a registered trademark of Monsanto Company

DIRECTIONS FOR USE

It is a violation of Federal law to use this product in any manner inconsistent with its labeling.

Do not apply this product in a way that will contact workers or other persons, either directly or through drift. Only protected handlers may be in the area during application. For any requirement specific to your State or Tribe, consult the agency responsible for pesticide regulation.

6996

Agricultural Use Requirements

Use this product only in accordance with its labeling and with the Worker Protection Standard, 40 CFR part 170. This Standard contains requirements for the protection of agricultural workers on farms, forests, nurseries, and greenhouses, and handlers of agricultural pesticides. It contains requirements for training, decontamination, notification and emergency assistance. It also contains specific instructions and exceptions pertaining to the statements on this label about personal protective equipment (PPE) and restricted-entry interval. The requirements in this box only apply to uses of this product that are covered by the Worker Protection Standard.

Do not enter or allow worker entry into treated areas during the restricted entry interval (REI) of 12 hours. Exception: if the product is soil-injected or soil-incorporated, the Worker Protection Standard, under certain circumstances, allows workers to enter the treated area if there will be no contact with anything that has been treated.

PPE required for early entry to treated areas that is permitted under the Worker Protection Standard and that involves contact with anything that has been treated, such as plants, soil, or water, is: coveralls; waterproof gloves; chemical-resistant footwear plus socks; and protective eyewear.

For more product information,
call toll-free 1(800)332-3111.

Storage and Disposal

Do not contaminate water, foodstuffs, feed or seed by storage or disposal.

STORAGE: NOT SUBJECT TO FREEZING.

Product can be stored under either heated or unheated conditions.

DISPOSAL: Wastes resulting from the use of this product that cannot be used or chemically reprocessed should be disposed of in a landfill approved for pesticide disposal or in accordance with applicable Federal, state or local procedures.

Emptied container retains product residue. Observe all labeled safeguards until container is destroyed.

Completely empty bag into application equipment. Then dispose of empty bag and box in a sanitary landfill or by incineration or, if allowed by state and local authorities, by burning. If burned, stay out of smoke.

GENERAL INFORMATION

Partner herbicide is recommended for control of yellow nutsedge and the annual grasses and broadleaf weeds listed in the "WEEDS CONTROLLED" section of this label. This product may be applied either as a surface application before or after planting or shallowly incorporated prior to planting to blend the herbicide treatment into the upper 1 to 2 inches of soil. The seedbed should be fine, firm and free of clods when tillage is performed.

Read and carefully observe precautionary statements and all other information appearing on the labeling of all products used in mixtures and sequential treatments.

7996

Do not flood irrigate following application of this product or tank mixtures. This product will not control emerged seedlings.

Do not apply when conditions favor drift.

Use of this product not consistent with this label may result in injury to persons, animals or crops, or other unintended consequences. Keep container closed to prevent spills and contamination.

Flush sprayer with clean water after use.

SOIL TEXTURE

Applicators should evaluate soil and weed conditions carefully to assure that they choose the lowest effective label rate.

The recommended use rates of this product and the other herbicides labeled for use in tank mixtures with this product generally vary with soil texture. Unless soil texture is specifically named, rate tables throughout this label refer to only three soil texture groups: coarse, medium and fine. The following is a complete listing of soil textures included in each of these three soil texture groups:

SOIL TEXTURAL GROUP	SOIL TEXTURE
COARSE:	sand, loamy sand, sandy loam
MEDIUM:	loam, silt loam, silt, sandy clay loam
FINE:	silty clay loam, clay loam, sandy clay, silty clay, clay

Refer to the above table to determine the corresponding soil textural group for the soil to be treated.

**MIXING, SPRAYING AND
HANDLING INSTRUCTIONS**

Direct contact or exposure to Partner or spray mixtures of Partner should be minimized. The following instructions for location and repairing equipment should be in order to minimize this exposure. Review the protective clothing requirements as listed in the 'PRECAUTIONARY STATEMENTS' section of this label (front panel) and do not use this product until you have the necessary protective clothing.

Equipment Cleaning & Repair

Cleaning and repair of transfer systems and application equipment is a source of exposure to this product. Care should be taken to minimize exposure during cleaning and repair of application equipment. Whenever possible, these systems or equipment should be rinsed before being cleaned or repaired. When repairs must be made during transfer or application, the equipment should be shutdown, and special care taken to avoid contact with the pesticide.

Always predetermine the compatibility of Partner or labeled tank mixtures of Partner with water carrier or sprayable fluid fertilizer carrier by mixing small proportional quantities in advance. See the ''STANDARD SPRAYABLE FLUID FERTILIZER COMPATIBILITY TEST'' section in this label to determine the compatibility of this product and the labeled tank mixtures recommended for use with sprayable fluid fertilizer carrier.

NOTE: Partner and all tank mixtures listed for corn and soybeans in the ''DIRECTION FOR USE'' section may be applied in sprayable fluid fertilizers. DO NOT apply Partner or labeled tank mixtures of Partner in sprayable fluid fertilizers on any other crops.

Mix Partner or labeled tank mixture of Partner with the appropriate carrier as follows:

1. Place a 50 mesh screen or wetting basket over filling port.
2. Through the screen, fill the sprayer tank one-half full with the appropriate carrier.
3. If a compatibility agent is necessary, add it to the carrier while maintaining agitation to improve mixing or to prevent the formation of undesirable and unsprayable gels or precipitates. Use only compatibility agents cleared by FDA for this use. Read and follow all directions for use, cautionary statements and all other information appearing on the selected compatibility agent label. Check for adequate agitation.
4. Remove the screen prior to adding this product to the spray tank. Mixing of water dispersible granule formulations in sprayable fluid fertilizer carriers may be enhanced by pre-slurrying with water and adding slowly through the screen into the tank. Continue agitation.
5. If a wettable powder or dry flowable formulation is used, make a slurry with water and add it slowly through the screen into the tank. Continue agitation.
6. If a flowable formulation is used, add slowly through the screen into the tank. Mixing and compatibility may be improved when the flowable is premixed one part flowable with one part water and added to the tank in diluted form.
7. Make a slurry of Partner with water. Add it slowly through the screen into the tank.
8. Complete filling the sprayer tank with carrier. If GramoxoneTM Extra is used, add the required amount near the end of the filling process. Remove hose from tank immediately after filling to avoid siphoning back into the carrier source.

Maintain good agitation at all times until the contents of the tank are sprayed. NOTE: If the spray mixture is expected to set unagitated for 8 hours or more (overnight), add a resuspendability agent prior to shutdown (i.e., Hold-UpTM at 8 ounces per 100 gallons of spray solution) or nitrogen liquid fertilizer solution (i.e., 28 percent) at 4 gallons per 100 gallons of spray solution. Allow resuspendability agent to mix with spray mixture before shutting off agitation. Agitate the spray mixture thoroughly to resuspend settled product before resuming spraying.

Keep by-pass line on or near bottom of tank to minimize foaming. Screen size in nozzle or line strainers should be no finer than 50 mesh. Carefully select proper nozzle to avoid spraying a fine mist. Check for even distribution of spray droplets. To reduce loss of the chemical due to drift of a fine mist, apply at nozzle pressures below 40 psi.

TMGramoxone is a trademark of a ZENECA Group Company.

TMHold-Up is a trademark of Rigo Company.

**STANDARD SPRAYABLE FLUID
FERTILIZER COMPATIBILITY TEST**

Herbicides may not always mix evenly throughout a sprayable fluid fertilizer or the components may separate too quickly to make their combined use of practical value. This may be due to certain characteristics of the different fluid fertilizers. A simple test using small quantities of the components is suggested to provide compatibility potential.

The test follows:

A. Materials Required For A Compatibility Test

1. Two one-quart jars with lid or stopper (marked 'with' and 'without').
2. TEAspoons (for a more exacting test, a five to ten milliliter (ml.) pipette or graduated cylinder is desirable).
3. Sprayable fluid fertilizer to be tested.
4. The herbicide chemicals to be mixed.
5. A compatibility agent (the purpose of the adjuvant is to help keep the fertilizer and crop protection chemical in suspension, if this assistance is needed.)

B. Procedure

1. Add one pint of the sprayable fluid fertilizer that will be used or other herbicide carrier to each jar marked 'with' and 'without'.

Add One Pint Liquid Fertilizer
To Two Quart Jars.

WITH

WITHOUT

2. To the jar marked 'with', add 1/4 TEAspoon or 1.2 milliliters of a suitable compatibility agent; shake gently for five to ten seconds to mix (1/4 TEAspoon in one pint is the equivalent of two pints per 100 gallons of liquid fertilizer).

To Jar Marked 'With'
Add Compatibility Agent
And Shake to Mix.

WITH

WITHOUT

3. To each jar add the appropriate amount of herbicide(s) listed in the following tables. If more than one is used, add them separately with the wettable powders or dry flowables added first, flowables second and liquid last. Shake gently five to ten seconds after each addition.

Add Herbicide(s) To Both Jars
And Shake to Mix.

WITH

WITHOUT

Amount to Be
Added Per Pint Of
Sprayable Fluid Fertilizer
(Assuming Volume is 25 gal/A)
Level
TEAspoons

HERBICIDE	RATE/A	=	TEAspoons
WDG's or Dry Flowables	1 lb	=	1.5
	2 lb	=	3
	3 lb	=	4.5
	4 lb	=	6
	5 lb	=	7.5

HERBICIDE	RATE/A	=	Level TEAspoons	or	Milliliters
Emulsifiable Concentrates or	1 pint	=	0.5	or	2.4
	1 quart	=	1	or	4.7
Flowables or	2 quarts	=	2	or	9.5
	3 quarts	=	3	or	14.2
Liquids or Solutions	1 gallon	=	4	or	19.0
	5 quarts	=	5	or	23.8

This compatibility test is designed for 25 gallons of spray per acre. For changes in spray volume or herbicide rates, make appropriate changes in the ingredients of the test. Regardless of spray volume, the amount of compatibility agent should be equal to two or three pints (two pints = 1/4 TEAspoon or 1.2 milliliters, three pints = 3/8 TEAspoon or 1.8 milliliters per pint of sprayable fluid fertilizer) per 100 gallons of liquid fertilizer.

C. Observations and Decisions

1. If the herbicide(s) and the sprayable fluid fertilizer are compatible.
2. If a compatibility agent is necessary.

Five minutes after the final addition and mixing, observe both jars for the formation of large flakes, sludge, gels or other precipitates. Observe if the herbicide(s) cannot be physically mixed with the liquid fertilizer but remains as small oily particles in the solution.

If incompatibility in any form described above occurs in the jar "with" the compatibility agent added, the liquid fertilizer and the herbicide(s) should not be used together in the same spray tank.

If incompatibility as described above occurs in the jar "without" the adjuvant but not in the jar "with" adjuvant, the use of a compatibility adjuvant is recommended.

Both jars should be allowed to stand and be observed periodically for one-half hour. If the separate layers of liquid fertilizer and additives can be resuspended by shaking, commercial application is possible. An emulsifiable concentrate normally will go to the top after standing; WDG's or dry flowables will either settle to the bottom of the tank or jar, or float to the top, depending upon the density of the fertilizers.

If the herbicide(s) is compatible with fluid fertilizer in the foregoing test without having to use a compatibility agent, fluid fertilizer may be used for the premixing. If it is not compatible without the compatibility agent, the herbicide(s) should be premixed with water before adding to the spray tank.

APPLICATION INFORMATION

APPLICATION SYSTEMS

Do not apply this product through any type of irrigation system.

Ground Broadcast Treatment-Apply this product and the labeled tank mixtures in 15 or more gallons of solution per acre using broadcast boom equipment. The carrier may be either water or sprayable fluid fertilizer as specified for the crop to be treated in the "DIRECTIONS FOR USE" section of this label. Do not apply during periods of gusty winds, when winds are in excess of 15 mph or when other conditions favoring drift exist.

Band Treatment - Apply a broadcast equivalent rate and volume per acre. To determine these:

Band width in inches	X	Broadcast RATE per acre	=	Band RATE per acre
Row width in inches				

Band width in inches	X	Broadcast VOLUME per acre	=	Band VOLUME per acre
Row width in inches				

Aerial-Fixed wing; helicopter - Apply the recommended rates of this product or approved tank mixtures in 3 to 10 gallons of water per acre. AVOID DRIFT — DO NOT APPLY DURING INVERSION CONDITIONS, WHEN WINDS ARE GUSTY, OR UNDER ANY OTHER CONDITION WHICH WILL ALLOW DRIFT. Coarse sprays are less likely to drift; therefore, do not use nozzles or nozzle configurations which dispense spray or fine spray droplets. Do not angle nozzles forward into the airstream and do not increase spray volume by increasing nozzle pressure. Ensure uniform application. To avoid streaked, uneven or overlapped application use mechanical marking systems only. HUMAN FLAGGERS PROHIBITED!

Application with Dry Bulk Fertilizer-The herbicide-dry fertilizer impregnation process (In-Plant systems) must be completed only by commercial fertilizer or chemical dealerships properly equipped for this procedure. Contact Monsanto Company for additional information regarding recommended equipment and methods for herbicide-fertilizer blending applications.

Dry bulk fertilizer may be impregnated with this product or the tank mixtures of this product on corn, sorghum and soybeans. This product must be applied with 200 to 450 pounds of dry bulk fertilizer per acre and shallowly

incorporated within 7 days prior to planting. On medium and fine-textured soils in areas where soil incorporation is not planned, i.e. reduced tillage situations or in some conventional till situations, applications can be made up to 30 days before planting to allow moisture to move the herbicide-fertilizer mixture into the soil. On coarse textured soils, applications can be made up to 14 days prior to planting. The herbicide must be applied as recommended in this label for the crop, weed and soil type treated. Refer to the table for broadcast rate per acre in the appropriate crop section of this label to determine the recommended rate per acre for the herbicide treatment to be applied.

The following table provides a reference to determine the amount of this herbicide to be mixed per ton of dry bulk fertilizer for a range of herbicide recommendations for fertilizer rates per acre:

Fertilizer Rate (lb/acre)	Acres Covered (per ton)	RECOMMENDED POUNDS HERBICIDE/ACRE			
		3	3.8	4.5	5.3
		(pounds of herbicide / ton dry bulk fertilizer)			
200	10	30	38	45	53
250	8	24	30.4	36	42.4
300	6.7	20	25.3	30	35.3
350	5.7	17.1	21.7	25.6	30.2
400	5	15	19	22.5	26.5
450	4.5	13.5	17.1	20.2	23.8

To determine the amount of herbicide needed for rates not included in the preceding table, use the following formula:

$$\frac{\text{Recommended herbicide rate lb/acre} \times 2000}{\text{pounds fertilizer/acre}} = \frac{\text{pounds of herbicide per ton of dry bulk fertilizer}}{\text{pounds of herbicide per ton of dry bulk fertilizer}}$$

Mix and blend the dry fertilizer and herbicide mixture in a closed rotary-drum, vertical auger, paddle or other types of mixers, allowing sufficient time to ensure uniform coating or impregnation. Use at least one ton of dry fertilizer per mixing operation. Water or liquid UAN solution (28-0-0 or 32-0-0) must be added to the blend as a sticking agent to maintain uniform mixture during transport, tendering and application. Spray up to one gallon of water or UAN solution per ton of fertilizer on the fertilizer blend while mixing. Then add the herbicide and mix thoroughly to insure a uniform blend (3 minutes or more). The amount of water or UAN required depends on the wetness of the fertilizer blend. Fertilizer blends containing urea generally result in wetter blends during hot, humid weather, and will require less water or UAN.

The following is a partial list of the dry fertilizer which may be impregnated with this product.

- Ammonium phosphate-sulfate 16-20-0
- Diammonium phosphate 18-46-0
- Ammonium sulfate 21-0-0
- Potassium chloride 0-0-60
- Potassium sulfate 0-0-52

13 9 16

Single super-phosphate	0-20-0
Treble super-phosphate	0-46-0
*Urea	46-0-0

*Some ureas may be phytotoxic when applied on corn. Use only ureas known to be safe to corn.

NOTE: DO NOT blend this product with other herbicides on fertilizers containing ammonium nitrate, potassium nitrate or sodium nitrate.

Spread the herbicide-dry fertilizer mixture uniformly with a properly calibrated applicator: auger boom, pneumatic (air flow) or spinner. When using spinner applicators, the herbicide-dry fertilizer mixture must be spread at half-rate and overlapped 100 percent to obtain full rate and uniform distribution. Non-uniform spreading of the fertilizer-herbicide mixture may result in unsatisfactory weed control or crop injury.

APPLICATION TIMING AND METHODS

Early Preplant Surface-This product and some labeled tank mixtures of this product may be applied in no-till and other conservation tillage systems before weeds emerge and up to 45 days before planting certain crops. Split applications can be made 30 to 45 days prior to planting, with 60 percent of the recommended broadcast rate applied initially and the remaining 40 percent applied at planting. Applications made less than 30 days prior to planting can be made either as a split or as a single application. Refer to the individual crop to determine if early preplant application is recommended. If weeds are present at the time of application, apply this product in tank mixture with an appropriate contact herbicide. Observe directions for use, precautions and restrictions on the label of the contact herbicide. During the planting operation, be careful not to move untreated soil to the surface or move treated soil out of the row, as weed control may be reduced.

Preplant Incorporation-This product and many of the labeled tank mixtures may be mixed into the soil using shallow incorporation equipment any time within 7 days prior to planting. Refer to the crop to be treated in the "DIRECTIONS FOR USE" section of this label to determine if preplant incorporation is recommended. Apply the recommended treatment rate to the soil surface as a broadcast application. Precipitation or irrigation is required to bring incorporated herbicide treatments into contact with germinating weed seedlings. The amount of precipitation or irrigation required depends on existing soil moisture, soil type and percent organic matter content, but 1/3 to 3/4 inch is normally adequate. If weeds emerge after treatment, rotary hoe or shallowly cultivate immediately to improve performance.

NOTE: Do not incorporate unless specifically recommended in this label for the crop and herbicide treatment selected. Incorporation of this product and its labeled tank mixtures on coarse soil types may reduce length of weed control due to leaching with rainfall or irrigation.

1-Pass Incorporation (Surface Blend™): Shallowly incorporate (Surface Blend) the treatment into the upper 1 to 2 inches of the soil. Equipment should be operated at manufacturer's designed speed for incorporation to ensure adequate mixing and distribution of the herbicide treatment in the soil.

Equipment design, including any drag attachments, must be adequate to avoid soil ridging which may result in streaked or reduced weed control. Soil conditions, including moisture content and crop residue levels, must be

14 96

suitable to allow thorough and uniform mixing with the equipment used for 1-pass incorporation.

Contact Monsanto Company for additional information regarding recommended equipment and methods for Surface Blend application.

2-Pass Incorporation: When 2-pass incorporation is used, shallowly incorporate the herbicide treatment into the upper 1 to 2 inches of the soil with equipment set to work the soil NO DEEPER THAN 4 INCHES. The second pass must be made at an angle to and no deeper than the first pass to ensure proper distribution of the herbicide treatment in the soil.

Preemergence Surface Application-This product and all labeled tank mixtures except Partner plus EptamTM, Partner plus TreflanTM and Partner plus CommandTM may be applied to the soil surface after planting and prior to either crop or weed emergence. Apply within 5 days of last preplant tillage. If weeds emerge after treatment, or if treatment is applied more than 5 days after last preplant tillage, rotary hoe or shallowly cultivate immediately to improve performance. Precipitation or overhead sprinkler irrigation is required after application to move the herbicide treatment into the weed germination zone. The amount of precipitation or overhead sprinkler irrigation required depends on existing soil moisture, soil type and percent organic matter content, but 1/3 to 3/4 inch is normally adequate. Performance is improved when moisture is received within 7 days after application and prior to weed emergence. High intensity or excessive rainfall or excessive irrigation after application may reduce control.

Postemergence Surface Application-This product and certain tank mixtures may be applied to specific crops at the ground cracking stage of the crop or after crop emergence. Refer to the specific treatment and crop intended in the "DIRECTIONS FOR USE" section of the label to determine if postemergence applications to the crop are recommended and to determine the proper weed and crop growth stage limitations. Precipitation or overhead sprinkler irrigation is required after application to move the herbicide treatment into the weed germination zone to control unemerged weeds. The amount of precipitation or irrigation required depends on existing soil moisture, soil type and percent organic matter content, but 1/3 to 3/4 inch is normally adequate. If weeds emerge after treatment, rotary hoe or shallowly cultivate immediately to improve performance.

NOTE: Do not apply this product postemergence to corn in Texas.

Cultivation Information-Delay cultivation after application for as long as possible unless weeds or grasses emerge. Shallowly cultivate or rotary hoe immediately if weeds or grasses emerge. If cultivation is necessary because of soil crusting or compaction, set equipment shallow and minimize lateral soil movement to avoid dilution or displacement of the herbicide treatment. Only after weeds emerge in the treated band, set cultivator to throw soil into the row covering the band.

- TMSurface Blend is a trademark of Monsanto Company.
- TMCommand is a trademark of the FMC Corporation.
- TMEptam is a trademark of a ZENECA Group Company.
- TMTreflan is a trademark of DowElanco Products Company.

15 y 96

WEEDS CONTROLLED

Applicators should evaluate soil and weed conditions carefully to assure that they choose the lowest effective label rate.

When applied as directed under conditions described, this product and tank mixtures of this product will control or reduce competition from the weeds listed. Refer to the crop on which treatment is intended to determine the rates and tank mixtures recommended.

For the scientific names to the weeds listed below, refer to the appendix at the end of this booklet.

The tank mixtures of Partner plus atrazine, Partner plus BladexTM, Partner plus ExtrazineTM II and Partner plus PrincepTM may not control triazine-resistant weeds as indicated in the tables below for these tank mixtures.

NOTE: C = Control R = Reduced Competition

- 1 Partner
- 2 atrazine
- 3 BanvelTM
- 4 Bladex
- 5 CanopyTM
- 6 Command
- 7 GeminiTM

ANNUAL GRASSES

	Partner® plus						
	1	2	3	4	5	6	7
Barnyardgrass	C	C	C	C	C	C	C
Crabgrass	C	C	C	C	C	C	C
Cupgrass, woolly ¹	R	R	•	R	R	R	•
Foxtail: giant, green, robust purple, robust white, yellow	C	C	C	C	C	C	C
Goosegrass	C	C	C	C	C	C	C
Johnsongrass, seedling ^{2,8}	R	R	R	R	R	R	R
Millet, proso ³	R	R	•	R	•	•	•
Panicum: browntop, fall	C	C	C	C	C	C	C
Panicum, Texas ⁴	R	R	R	R	R	R	R
Rice, red ⁵	C	C		C	C	C	•
Sandbur, Grassbur ^{2,6}	R	C	•	•	•	•	•
Shattercane, wild cane ¹	R	R	•	R	R	R	•
Signalgrass, broadleaf	C	C	C	C	C	C	C
Sprangletop, red	C	C	C	C	C	C	C
Witchgrass	C	C	C	C	C	C	C

ANNUAL BROADLEAVES


	Partner® plus						
	1	2	3	4	5	6	7
Beggarweed, Florida ²	R	C	•	C	C	•	C
Carpetweed	C	C	C	C	C	C	C
Cocklebur	•	R	R	R	C	•	C
Coffeeweed, Hemp sesbania	•	•	•	•	C	•	C
Copperleaf, hophornbeam	•	•	•	•	C	•	•
Galinsoga	C	C	C	C	C	C	C
Groundcherry, annual	•	C	•	•	C	•	C
Groundcherry, cutleaf ⁷	C	C	C	C	C	C	C
Jimsonweed	•	C	•	•	C	C	C
Kochia	•	C	•	•	•	•	•
Lambsquarters ²	R	C	C	C	C	C	C
Morningglory: tall ⁸	•	R	R	R	C	•	C
pitted, ivyleaf ⁸ , entireleaf ⁸	•	•	•	•	C	•	C
smallflower	R	C	•	C	C	•	C
Mustard	•	C	C	C	C	•	C
Nightshade: black ⁷ , hairy ⁷	C	C	C	C	C	C	C
Pigweed, Carelessweed	C	C	C	C	C	C	C
Purslane	C	C	C	C	C	C	C
Pusley, Florida	C	C	C	C	C	C	C
Ragweed, common ²	R	C	C	C	C	C	C
Ragweed, giant	•	•	•	•	R	•	R
Sicklepod	•	C	•	C	C	•	R
Sida, prickly; Teaweed ²	R	•	•	•	C	C	C
Smartweed ²	R	C	C	C	C	R	C
Starbur, bristly	R	C	•	C	C	•	•
Sunflower, common	•	•	•	•	R	•	•
Velvetleaf, Buttonweed ⁸	•	R	R	R	C	C	C
Waterhemp	C	C	C	C	C	C	C

SEDGE

Nutsedge, yellow ⁵	C	C	•	C	C	C	•
-------------------------------	---	---	---	---	---	---	---

NOTE: C = Control R = Reduced Competition

- 1 linuron
- 2 LoroxTM Plus
- 3 PreviewTM
- 4 PursuitTM
- 5 ScepterTM
- 6 SencorTM
- 7 TreflanTM



17996

ANNUAL GRASSES

	Partner® plus						
	1	2	3	4	5	6	7
Barnyardgrass	C	C	C	C	C	C	C
Crabgrass	C	C	C	C	C	C	C
Cupgrass, woolly ¹	•	•	R	R	R	R	R
Foxtail: giant, green, robust purple, robust white; yellow	C	C	C	C	C	C	C
Goosegrass	C	C	C	C	C	C	C
Johnsongrass, seedling ²	R	R	R	C	C	R	R
Millet, proso ³	•	•	•	•	•	•	•
Panicum: browntop, fall	C	C	C	C	C	C	C
Panicum, Texas ⁴	R	R	R	R	R	R	R
Rice, red ⁵	•	•	C	C	C	C	C
Sandbur, Grassbur ^{2,6}	•	•	•	•	•	•	•
Shattercane, wild cane ¹	•	•	R	R	R	R	R
Signalgrass, broadleaf	C	C	C	C	C	C	C
Sprangletop, red	C	C	C	C	C	C	C
Witchgrass	C	C	C	C	C	C	C

ANNUAL BROADLEAVES

	Partner® plus						
	1	2	3	4	5	6	7
Beggarweed, Florida ²	•	•	R	•	•	R	•
Carpetweed	C	C	C	C	C	C	C
Cocklebur	•	C	C	C	C	R	•
Coffeeweed	•	•	C	•	•	•	•
Copperleaf, hophornbeam	•	•	C	•	•	•	•
Galinsoga	C	C	C	C	C	C	C
Groundcherry, annual	C	C	C	C	C	C	•
Groundcherry, cutleaf ⁷	C	C	C	C	C	C	C
Jimsonweed	•	C	C	C	C	R	•
Kochia	•	•	•	•	•	•	C
Lambsquarters ²	C	C	C	C	C	C	•
Morningglory: tall ⁸	•	R	R	R	R	•	•
pitted	•	R	R	C	R	•	•
ivyleaf ⁸ ; entireleaf ⁸	•	R	R	R	R	•	•
smallflower	•	•	•	C	C	•	•
Mustard	C	C	C	C	C	•	•
Nightshade: black ⁷ ; hairy ⁷	C	C	C	C	C	C	C
Pigweed, Carelessweed	C	C	C	C	C	C	C
Purslane	C	C	C	C	C	C	C
Pusley, Florida	C	C	C	C	C	C	C
Ragweed, common ²	C	C	C	C	R	C	•
Ragweed, giant	•	R	R	R	R	•	•
Sicklepod	•	•	•	R	•	R	•
Sida, prickly; Teaweed ²	C	C	C	C	C	C	•
Smartweed ²	C	C	C	C	C	C	•

18 / 96

Starbur, bristly	•	•	•	C	•	C	•
Sunflower, common	•	•	R	C	C	•	•
Velvetleaf, Buttonweed ⁸	R	C	C	C	C	R	•
Waterhemp	C	C	C	C	C	C	C

SEDGE

Nutsedge, yellow ⁵	•	•	C	C	C	C	C
-------------------------------	---	---	---	---	---	---	---

¹Use 6 pounds per acre of this product applied alone or in tank-mix combinations. Preplant incorporate only to reduce competition from this weed. In areas of heavy weed infestations on corn only, apply an additional 3 pounds per acre of Partner any time from planting until corn is 5 inches tall for the control of this weed. This sequential treatment must be made prior to emergence of the weed.

²For reduced competition from this weed with Partner alone, use 3.8 to 6 pounds of Partner per acre.

³Plant corn into freshly prepared seedbed. Apply 6 pounds of Partner per acre preemergence surface immediately after corn planting. Apply an additional 3 pounds of Partner per acre delayed reemergence 6 to 10 days after planting, but before wild proso millet and corn emerge. If weather conditions prevent the timely application of the delayed preemergence application, apply a labeled postemergence herbicide.

⁴Use a minimum of 4.5 pounds of Partner per acre and apply through center pivot irrigation or under sprinkler irrigation systems. DO NOT apply Partner plus atrazine tank mixtures through center pivot irrigation systems.

⁵Use 4.5 to 6 pounds of Partner per acre applied alone or in tank mixture and apply preplant incorporated only for control on medium and fine-textured soils. When tank-mixed with Pursuit or Scepter, use 3 to 4.5 pounds Partner per acre and preplant incorporate only. On coarse-textured soils with less than 3% organic matter, use 4.5 to 6 pounds of Partner per acre as a preemergence surface application to reduce competition from yellow nutsedge.

⁶Apply 3.8 to 4.5 pounds of Partner plus 1 to 2 quarts of atrazine 4L per acre. Preemergence surface applications should be applied to a freshly prepared seedbed. For best control, rotary hoe or initiate overhead irrigation (0.33 to 0.5 inch) within 24 hours of application.

⁷Use a minimum of 3.8 pounds of Partner per acre on coarse soils, or 4.5 pounds of Partner per acre on medium and fine soils when used alone or in tank mixtures with Banvel, Canopy, Command, Preview, Sencor/LexoneTM or Treflan for control of this weed.

⁸For best results on these species when using Partner plus Scepter tank mixture, use preplant incorporated treatments.

NOTE: The 3-way tank mixture of Partner plus atrazine plus Bladex controls or reduces competition as specified for the respective weeds listed under the Partner plus atrazine and Partner plus Bladex recommendations.

Certain tank mixtures of Partner and broadleaf herbicides may be combined with applications of Roundup® or Gramoxone Extra for control of many emerged weeds prior to corn, sorghum and soybean emergence. Refer to the Roundup or Gramoxone Extra label for a list of emerged weeds controlled by tank mixtures with these products.

TMBanvel is a trademark of Sandoz, Inc.

17976

TMBladex, Canopy, Extrazine, Gemini, Lexone, Lorox and Preview are trademarks of E. I. du Pont de Nemours and Company.
TMPursuit and Scepter are trademarks of American Cyanamid Corporation.
TMSencor is a trademark of the parent company of Farben Fabricken Bayer GmbH.
TMPrincep is a trademark of Ciba Geigy Corporation.
[®]Roundup is a registered trademark of Monsanto Company.

Read each of these sections of this label for essential product performance information.

USE THESE CONVENIENT SECTION MARKERS.

- CROPS
- CORN
- SOYBEANS
- BEANS
- WOODY ORNAMENTALS

CORN
(All Types)

When making applications on corn, do not make more than two applications per year or exceed a total of 9.2 pounds of Partner per acre per year. Do not make more than one application or exceed 6 pounds of this product per acre per year on sweet corn.

PARTNER[®]

Apply this product in water or sprayable fluid fertilizer solution for control of yellow nutsedge and the annual grasses and broadleaf weeds listed in the 'WEEDS CONTROLLED' section of this label.

APPROVED APPLICATION SYSTEMS

- Ground-Broadcast boom; banded
- Aerial-Fixed wing; helicopter
- Dry Bulk Fertilizer Impregnation

Reference: The 'APPLICATION SYSTEMS' section of this label provides detailed information on the application of this product using the system selected.

APPROVED APPLICATION METHODS

Preplant Incorporated-Apply this product within 7 days prior to planting and shallowly incorporate or Surface Blend into the upper 1 to 2 inches of soil. Irrigation within 10 days following planting may improve weed control.

Preemergence Surface-Apply this product after planting, before crop and weed emergence and within 5 days after last preplant tillage operation.

Postemergence Surface-This product may be applied after crop emergence to reduce competition from weeds listed as controlled on this label. Apply before corn exceeds 5 inches in height. Do not exceed 6 pound per acre or make postemergence applications to sweet corn.

Minimize herbicide contact with the corn foliage since leaf burn may occur. Subsequent growth or yield should not be affected.

Weeds which are emerged at time of application are not controlled by this product. If weeds are emerged at application, shallowly cultivate or rotary hoe immediately to improve performance. Postemergence applications with sprayable fluid fertilizer are not recommended because severe crop injury may occur.

NOTE: The highest levels of weed control will be obtained when applications are made prior to the emergence of the crop and weeds.

Reference: The 'APPLICATION TIMING AND METHODS' section of this label provides detailed information and procedures for the application timing and method selected.

Sequential Treatment-This product may be applied as two sequential treatments for improved control of hard-to-control weeds. The combined total application rate for the two treatments must not exceed 9.2 pounds per acre per year. The second treatment must be applied before the corn exceeds 5 inches in height.

RECOMMENDED RATES: Refer to the following tables for the recommended broadcast treatment rates for this product. Applications which are not consistent with recommendations in this label may result in unsatisfactory weed control or crop injury.

Preplant Incorporated Application Rates

SOIL TEXTURAL GROUP*	BROADCAST RATE PER ACRE (POUNDS)**	
	Less than 3% organic matter	3% or more organic matter
Coarse	3.8	3.8
Medium	3.8 to 4.5	3.8 to 4.5
Fine	3.8 to 4.5	4.5 to 5.3

*Refer to the 'SOIL TEXTURE' section of this label to determine the corresponding soil textural group for the soil to be treated.

**Use the higher rate in the recommended range in areas of heavy weed infestations. Use 3.8 to 5.3 pounds per acre where furrow irrigation is used. Use a minimum of 4.5 pounds on coarse textured soils for control of yellow nutsedge or red rice. Rates may be increased to a maximum of 6 pounds on any soil type when heavy infestations of yellow nutsedge or red rice are present.

Preemergence Surface and Postemergence Surface Application Rates

SOIL TEXTURAL GROUP*	BROADCAST RATE PER ACRE (POUNDS)**	
	Less than 3% organic matter	3% or more organic matter
Coarse***	3 to 3.4	3 to 3.4
Medium	3 to 4.1	3 to 4.1

51-96
1

Fine 3 to 4.1 3.8 to 4.9

*Refer to the 'SOIL TEXTURE' section of this label to determine the corresponding soil textural group for the soil to be treated.

**Use the higher rate in the recommended range in areas of heavy weed infestations. Use a minimum of 3.8 to 6 pounds of this product per acre on coarse soils and 4.5 to 6 pounds on medium or fine textured soils to control black or hairy nightshade.

***When applied through center pivot irrigation or under sprinkler irrigation systems on coarse soils, use a minimum of 4.5 pounds per acre of this product.

NOTE: For postemergence surface treatment- When applied following Partner or tank mixtures of Partner, the total amount of Partner applied alone or in combination must not exceed 9.2 pounds per acre per year.

**PARTNER® plus ATRAZINE
(TANK MIXTURE)**

Apply this tank mixture in water or sprayable fluid fertilizer solutions for control of yellow nutsedge and the annual grasses and broadleaf weeds listed in the 'WEEDS CONTROLLED' section of this label.

DO NOT graze treated area or feed treated forage to livestock for 21 days following application of this mixture.

NOTE: The total amount of atrazine 4L must not exceed 3 quarts per acre per year.

APPROVED APPLICATION SYSTEMS

Ground-Broadcast boom; banded

Aerial-Fixed wing; helicopter

Dry Bulk Fertilizer Impregnation

Reference: The 'APPLICATION SYSTEMS' section of this label provides detailed information on the application of this tank mixture using the system selected.

APPROVED APPLICATION METHODS

Preplant Incorporated-Apply this tank mixture within 7 days prior to planting and shallowly incorporate or Surface Blend into the upper 1 to 2 inches of soil.

Preemergence Surface-Apply this tank mixture after planting, before crop and weed emergence and within 5 days after last preplant tillage operation.

Postemergence Surface-Apply this tank mixture after crop emergence until weeds reach the 2-leaf stage and the crop is no more than 5 inches tall. Applications made beyond the 2-leaf stage will not provide satisfactory weed control. Some leaf burn may occasionally occur when applied early postemergence to corn, but subsequent growth or yield should not be affected. Do not exceed 6 pounds per acre or make post emergence applications to sweet corn.

Postemergence applications with sprayable fluid fertilizer are not recommended because severe crop injury may occur.

When applied following Partner or tank mixtures of Partner, the total amount of Partner applied alone or in combination must not exceed 9.2 pounds per acre per year.

Reference: The 'APPLICATION TIMING AND METHODS' section of this label provides detailed information and procedures for the application timing and method selected.

NOTE: CORN, PEANUTS, SORGHUM OR SOYBEANS can be planted the year following use of this mixture.

There is a possibility of crop injury due to carryover of atrazine if soybeans or other nonlabeled crops are planted the following year. DO NOT plant soybeans the year following use of this tank mixture on furrow irrigated corn.

RECOMMENDED RATES: Refer to the following tables for the recommended broadcast treatment rates for this tank mixture. Applications which are not consistent with recommendations in this label may result in unsatisfactory weed control or crop injury.

Preemergence Surface and Postemergence Surface Application Rates

SOIL TEXTURAL GROUP*	BROADCAST RATE PER ACRE**			
	Less than 3% organic matter		3% or more organic matter	
	Partner® + (pounds)	atrazine 4L*** (quarts)	Partner + (pounds)	atrazine 4L*** (quarts)
Coarse	2.3 to 3	0.75 to 2	2.3 to 3	1 to 2
Medium	2.3 to 3	1 to 2	3 to 3.4	1.25 to 2
Fine	3 to 3.4	1.25 to 2	3 to 4.1	1.25 to 2

*Refer to the "SOIL TEXTURE" section of this label to determine the corresponding soil textural group for the soil to be treated.

**Use the higher rates in the recommended ranges in areas of heavy weed infestations.

***Use rates listed in this label when using atrazine 4L. Use equivalent rates when using atrazine 80W or 90% dry flowable formulations. One quart of atrazine 4L equals 1.25 pounds of atrazine 80W or 1.1 pounds of atrazine 90% dry flowable.

NOTE: When applied under sprinkler irrigation systems on coarse soils, use 1 quart per acre of atrazine 4L and a minimum of 3.8 pounds per acre of Partner in this tank mixture.

23796

Preplant Incorporated Application Rates

BROADCAST RATE PER ACRE**

SOIL TEXTURAL GROUP*	Less than 3% organic matter		3% or more organic matter	
	Partner® + (pounds)	atrazine 4L*** (quarts)	Partner + (pounds)	atrazine 4L*** (quarts)
Coarse	2.6 to 3.4	1.25 to 2	2.6 to 3.4	1.25 to 2
Medium	2.6 to 3.4	1.25 to 2	3.4 to 3.8	1.5 to 2
Fine	3.4 to 3.8	1.5 to 2	3.4 to 4.1	1.5 to 2

*Refer to the 'SOIL TEXTURE' section of this label to determine the corresponding soil textural group for the soil to be treated.

**Use the higher rates in the recommended ranges in areas of heavy weed infestations.

***Use rates listed in this label when using atrazine 4L. Use equivalent rates when using atrazine 80W or 90% dry flowable formulations. One quart of atrazine 4L equals 1.25 pounds of atrazine 80W or 1.1 pounds of atrazine 90% dry flowable.

**PARTNER® plus BANVEL
(TANK MIXTURE)**

For use in ILLINOIS, IOWA, MINNESOTA and WISCONSIN on level or flat-planted field corn on fine textured (silty clay loam, clay loam, sandy clay, silty clay or clay) soils with more than 4 percent organic matter.

Apply in water or sprayable fluid fertilizer solutions for control of the annual grasses and broadleaf weeds listed in the 'WEEDS CONTROLLED' section of this label.

NOTE: Use on coarse or medium textured soils or on fine textured soils with 4 percent or less organic matter may result in crop injury and/or destruction.

APPROVED APPLICATION SYSTEMS

Ground-Broadcast boom; banded.

NOTE: DO NOT apply by air or injection through center pivot irrigation systems.

Reference: The 'APPLICATION SYSTEMS' section of this label provides detailed information on the application of this tank mixture using ground spray equipment.

APPROVED APPLICATION METHODS

Preemergence Surface-Apply this tank mixture after planting, before crop and weeds emerge and within 5 days of last preplant tillage operation. Corn seeds must be planted 1-1/2 inches or deeper beneath the soil surface. Direct chemical contact with corn seed must be avoided since crop injury may result. Apply far enough behind planter equipment to avoid any incorporation by the planter wheel or other covering device. If corn seeds are planted less than 1-1/2 inches beneath the soil surface, delay application until corn has spiked.

Postemergence Surface-This tank mixture may be applied after crop emergence until weeds reach the 2-leaf stage and the crop is no more than 3 inches tall. Applications made beyond the 2-leaf stage will not provide satisfactory grass control. If rain does not occur within 3 days after application, rotary hoe immediately to control emerged weeds.

Some leaf burn may occasionally occur when applied early postemergence to corn, but this should not affect subsequent growth or yield. Postemergence applications with sprayable fluid fertilizer are not recommended because severe crop injury may occur.

Reference: The 'APPLICATION TIMING AND METHODS' section of this label provides detailed information and procedures for the application timing and method selected.

NOTE: PREVENT DRIFT TO SOYBEANS OR OTHER DESIRABLE PLANTS. Do not use on furrow irrigated corn, or when corn is planted at the bottom of a furrow, utilizing lister, till or other similar planting methods. DO NOT incorporate prior to planting or corn emergence if it is necessary to drag for leveling or rotary hoe to break soil crust. DO NOT disturb the soil more than 1/2 inch deep.

RECOMMENDED RATES: Refer to the following table for the recommended broadcast treatment rates for this tank mixture. Applications which are not consistent with recommendations in this label may result in unsatisfactory weed control or crop injury and/or destruction.

BROADCAST RATE PER ACRE		
More than 4% organic matter		
SOIL TEXTURAL GROUP	Partner® (pounds)	Banvel (quarts)
Fine-silty clay loam through clay	3.8 to 4.6	0.5

**PARTNER® plus BLADEX
(TANK MIXTURE)**

Apply this tank mixture in water or sprayable fluid fertilizer solutions for control of yellow nutsedge, and the annual grasses and broadleaf weeds listed in the 'WEEDS CONTROLLED' section of this label.

APPROVED APPLICATION SYSTEMS

Ground-Broadcast boom; banded

Dry Bulk Fertilizer Impregnation

259 96

Reference: The 'APPLICATION SYSTEMS' section of this label provides information on the application of this tank mixture using the system selected.

APPROVED APPLICATION METHODS

Preplant Incorporated-Apply this tank mixture within 7 days prior to planting and shallowly incorporate or Surface Blend into the upper 1 to 2 inches of soil.

Preemergence Surface-Apply this tank mixture after planting, before crop and weed emergence and within 5 days after last preplant tillage operation:

Reference: The 'APPLICATION TIMING AND METHODS' section of this label provides detailed information and procedures for the application timing and method selected.

RECOMMENDED RATES: Refer to the following tables for the recommended broadcast treatment rates for this tank mixture. Applications which are not consistent with recommendations in this label may result in unsatisfactory weed control or crop injury.

Preplant Incorporated Application Rates

SOIL TEXTURAL GROUP*	BROADCAST RATE PER ACRE			
	1% to 3% organic matter		3% or more organic matter	
	Partner® + (pounds)	Bladex 4L*** (quarts)	Partner + (pounds)	Bladex 4L*** (quarts)
Coarse**	2.6 to 3.4	1.2 to 1.4	2.6 to 3.4	1.4 to 1.8
Medium	2.6 to 3.4	1.4 to 1.6	3.4 to 3.8	1.8 to 2.2
Fine	3.4 to 3.8	1.6 to 2	3.4 to 4.1	2 to 2.4

NOTE: See 'Incorporation' instructions.

*Refer to the 'SOIL TEXTURE' section of this label to determine the corresponding soil textural group for the soil to be treated.

**On coarse textured soils containing less than 2% organic matter, use Partner plus Bladex only on sandy loam. Do not use on sand and loamy sand with less than 2% organic matter.

***Use equivalent rates listed in this label when using Bladex 80W or Bladex 90DF. One quart of Bladex 4L equals 1.25 pounds of Bladex 80W or 1.1 pounds of Bladex 90DF.

26996

Surface Application Rates

SOIL TEXTURAL GROUP*	BROADCAST RATE PER ACRE			
	1 1/2 to 3% organic matter		3% or more organic matter	
	Partner® + (pounds)	Bladex 4L*** (quarts)	Partner + (pounds)	Bladex 4L*** (quarts)
Coarse**	2.3 to 3	1 to 1.2	2.3 to 3	1.2 to 1.6
Medium	2.3 to 3	1.2 to 1.4	3 to 3.4	1.6 to 2
Fine	3 to 3.4	1.4 to 1.8	3 to 4.1	1.8 to 2.2

*Refer to the "SOIL TEXTURE" section of this label to determine the corresponding soil textural group for the soil to be treated.

**On coarse textured soils containing less than 2% organic matter, use Partner plus Bladex only on sandy loam. Do not use on sand and loamy sand with less than 2% organic matter.

***Use equivalent rates listed in this label when using Bladex 80W or Bladex 90DF. One quart of Bladex 4L equals 1.25 pounds of Bladex 80W or 1.1 pounds of Bladex 90DF.

**PARTNER® plus EXTRAZINE II
(TANK MIXTURE)**

Apply this tank mixture in water or sprayable fluid fertilizer solutions for control of yellow nutsedge and the annual grasses and broadleaf weeds listed for Partner plus Bladex in the "WEEDS CONTROLLED" section of this label.

DO NOT graze treated area or feed treated forage to livestock for 21 days following application of this tank mixture.

APPROVED APPLICATION SYSTEMS

Ground-Broadcast boom; banded

Reference: The "APPLICATION SYSTEMS" section of this label provides detailed information on the application of this tank mixture using the system selected.

APPROVED APPLICATION METHODS

Preemergence Surface-Apply this tank mixture after planting, before crop and weed emergence and within 5 days after last preplant tillage operation.

Preplant Incorporated-Apply this tank mixture within 7 days prior to planting and shallowly incorporate or Surface Blend into the upper 1 to 2 inches of soil.

Reference: The "APPLICATION TIMING AND METHODS" section of this label provides detailed information and procedures for the application timing and method selected.

NOTE: CORN, PEANUTS, SORGHUM OR SOYBEANS* can be planted the year following use of this mixture.

*There is a possibility of crop injury due to carryover of atrazine if soybeans or other nonlabeled crops are planted the following year. DO NOT plant soybeans the year following use of this tank mixture on furrow irrigated corn.

RECOMMENDED RATES: Refer to the following tables for the recommended broadcast treatment rates for this tank mixture. Applications which are not consistent with recommendations in this label may result in unsatisfactory weed control or crop injury.

Preplant Incorporated Application Rates

SOIL TEXTURAL GROUP*	BROADCAST RATE PER ACRE			
	1% to 3% organic matter		3% or more organic matter	
	Partner® (pounds)	Extrazine II 4L*** (quarts)	Partner + (pounds)	Extrazine II 4L*** (quarts)
Coarse**	2.7 to 3.5	1.5 to 2	2.7 to 3.5	2 to 2.5
Medium	2.7 to 3.5	2 to 2.25	3.5 to 3.8	2.5 to 3
Fine	3.5 to 3.8	2.25 to 2.75	3.5 to 4.2	2.75 to 3.25

NOTE: See "Incorporation" instructions.

*Refer to the "SOIL TEXTURE" section of this label to determine the corresponding soil textural group for the soil to be treated.

**On coarse textured soils containing less than 2% organic matter, use Partner plus Extrazine II only on sandy loam. Do not use on sand and loamy sand with less than 2% organic matter.

***Use equivalent rates when using Extrazine II DF. One quart of Extrazine II 4L equal 1.1 pounds of Extrazine II DF.

Surface Application Rates

SOIL TEXTURAL GROUP*	BROADCAST RATE PER ACRE**			
	Less than 3% organic matter		3% or more organic matter	
	Partner® + (pounds)	Extrazine II 4L*** (quarts)	Partner + (pounds)	Extrazine II 4L*** (quarts)
Coarse**	2.3 to 3	1.25 to 1.5	2.3 to 3	1.5 to 2
Medium	2.3 to 3	1.5 to 2	3 to 3.5	2 to 2.75
Fine	3 to 3.5	2 to 2.5	3 to 4.2	2.5 to 3

*Refer to the "SOIL TEXTURE" section of this label to determine the corresponding soil textural group for the soil to be treated.

**On coarse textured soils containing less than 2% organic matter, use Partner plus Extrazine II only on sandy loam. Do not use on sand and loamy sand with less than 2% organic matter.

***Use equivalent rates when using Extrazine II DF. One quart of Extrazine II 4L equals 1.1 pounds of Extrazine II DF.

**PARTNER® plus MARKSMAN™
(TANK MIXTURE)**

Field and Silage Corn Only

For use in ILLINOIS, IOWA, MINNESOTA and WISCONSIN on level or flat-planted field corn on fine textured (silty clay loam, clay loam, sandy clay, silty clay or clay) soils with more than 4 percent organic matter.

DO NOT graze treated area or feed treated forage to livestock for 21 days following application of this tank mixture.

Apply in water or sprayable fluid fertilizer solutions for control of the annual grasses and broadleaf weeds for Partner plus atrazine listed in the "WEEDS CONTROLLED" section of this label.

NOTE: Use on coarse or medium textured soils or on fine textured soils with 4 percent or less organic matter may result in crop injury and/or destruction.

APPROVED APPLICATION SYSTEMS

Ground-Broadcast boom; banded

NOTE: DO NOT apply by air or injection through center pivot irrigation systems.

Reference: The "APPLICATION SYSTEMS" section of this label provides detailed information on the application of this tank mixture using ground spray equipment.

APPROVED APPLICATION METHODS

Preemergence Surface-Apply this tank mixture after planting, before crop and weeds emerge and within 5 days of last preplant tillage operation. Corn seeds must be planted 1-1/2 inches or deeper beneath the soil surface. Direct chemical contact with corn seed must be avoided since crop injury may result. Apply far enough behind planter equipment to avoid any incorporation by the planter wheel or other covering device. If corn seeds are planted less than 1-1/2 inches beneath the soil surface, delay application until corn has spiked.

Postemergence Surface-This tank mixture may be applied after crop emergence until weeds reach the 2-leaf stage and the crop is no more than 5 inches tall. Applications made beyond the 2-leaf stage will not provide satisfactory grass control. If rain does not occur within 3 days after application, rotary hoe immediately to control emerged weeds.

Some leaf burn may occasionally occur when applied early postemergence to corn, but this should not affect subsequent growth or yield. Postemergence applicatoins with sprayable fluid fertilizer are not recommended because severe crop injury may occur.

Reference: The "APPLICATION TIMING AND METHODS" section of this label provides detailed information and procedures for the application timing and method selected.

27 796

NOTE: CORN, PEANUTS, SORGHUM OR SOYBEANS can be planted the year following use of this mixture.

There is a possibility of crop injury due to carryover of atrazine if soybeans or other nonlabeled crops are planted the following year. DO NOT plant soybeans the year following use of this tank mixture on furrow irrigated corn.

NOTE: PREVENT DRIFT TO SOYBEANS OR OTHER DESIRABLE PLANTS. Do not use on furrow irrigated corn, or when corn is planted at the bottom of a furrow, utilizing lister, till or other similar planting methods. DO NOT incorporate prior to planting or corn emergence. If it is necessary to drag for leveling or rotary hoe to break soil crust, DO NOT disturb the soil more than 1/2 inch deep.

RECOMMENDED RATES: Refer to the following table for the recommended broadcast treatment rates for this tank mixture. Applications which are not consistent with recommendations in this label may result in unsatisfactory weed control or crop injury and/or destruction.

BROADCAST RATE PER ACRE		
More than 4% organic matter		
SOIL TEXTURAL GROUP	Partner® (pounds)	Marksman (pints)
Fine-silty clay loam through clay	3.8 to 4.6	3.5

TMMarksman is a trademark of Sandoz Ltd.

**PARTNER® plus PRINCEP 4L
(TANK MIXTURE)**

Apply this tank mixture in water or sprayable fluid fertilizer solutions for control of yellow nutsedge and the annual grasses and broadleaf weeds listed in the "WEEDS CONTROLLED" section of this label.

APPROVED APPLICATION SYSTEMS

Ground-Broadcast boom; banded

Aerial-Fixed wing; helicopter

Reference: "THE APPLICATION SYSTEMS" section of this label provides detailed information on the application of this tank mixture using the system selected.

APPROVED APPLICATION METHODS

Preplant Incorporated-Apply this tank mixture within 7 days prior to planting and shallowly incorporate or Surface Blend into the upper 1 to 2 inches of soil.

Preemergence Surface-Apply this tank mixture after planting, before crop and weed emergence and within 5 days after last preplant tillage operation.

Reference: The 'APPLICATION TIMING AND METHODS' section of this label provides detailed information and procedures for the application timing and method selected.

NOTE: LAND TREATED WITH PRINCEP SHOULD NOT BE PLANTED TO ANY CROP EXCEPT CORN FOR ONE YEAR FOLLOWING TREATMENT AS CROP INJURY MAY OCCUR. AFTER HARVEST OF TREATED CROP, PLOW AND THOROUGHLY TILL THE SOIL IN THE FALL OR SPRING TO MINIMIZE POSSIBLE INJURY TO SPRING SEEDED ROTATIONAL CROPS.

RECOMMENDED RATES: Refer to the following tables for the recommended broadcast treatment rates for this tank mixture. Applications which are not consistent with recommendations in this label may result in unsatisfactory weed control or crop injury.

Preplant Incorporated Application Rates

SOIL TEXTURAL GROUP*	BROADCAST RATE PER ACRE**			
	Less than 3% organic matter		3% or more organic matter	
	Partner® + (pounds)	Princep 4L*** (quarts)	Partner + (pounds)	Princep 4L*** (quarts)
Coarse-sandy loam only	2.6 to 3.4	1.25 to 2	2.6 to 3.4	1.25 to 2
Medium	2.6 to 3.4	1.25 to 2	3.4 to 3.8	1.5 to 2
Fine	3.4 to 3.8	1.5 to 2	3.4 to 4.1	1.5 to 2

*Refer to the 'SOIL TEXTURE' section of this label to determine the corresponding soil textural group for the soil to be treated.

**Use the higher rates in the recommended ranges in areas of heavy weed infestations.

***Use rates listed in this label when using Princep 4L. Use equivalent rates when using Princep 80W or 90% dry flowable formulations. One quart of 4L formulation equals 1.25 pounds of 80W and 1.1 pounds of the 90% dry flowable formulations.

31 96

Surface Application Rates

BROADCAST RATE PER ACRE**

SOIL TEXTURAL GROUP*	Less than 3% organic matter		3% or more organic matter	
	Partner® + (pounds)	Princep 4L*** (quarts)	Partner + (pounds)	Princep 4L*** (quarts)
Coarse-sandy loam only	2.3 to 3	0.75 to 2	2.3 to 3	1 to 2
Medium	2.3 to 3	1 to 2	3 to 3.4	1.25 to 2
Fine	3 to 3.4	1.25 to 2	3 to 4.1	1.25 to 2

*Refer to the "SOIL TEXTURE" section of this label to determine the corresponding soil textural group for the soil to be treated.

**Use the higher rates in the recommended ranges in areas of heavy weed infestations.

***Use rates listed in this label when using Princep 4L. Use equivalent rates when using Princep 80W or 90% dry flowable formulations. One quart of the 4L formulation equals 1.25 pounds of the 80W formulation and 1.1 pounds of the 90% dry flowable formulations.

**PARTNER® plus ATRAZINE plus
BLADEX (TANK MIXTURE)**

Apply this tank mixture in water or sprayable fluid fertilizer solutions for control of yellow nutsedge and the annual grasses and broadleaf weeds listed in the "WEEDS CONTROLLED" section of this label.

DO NOT graze treated area or feed treated forage to livestock for 21 days following application of this tank mixture.

APPROVED APPLICATION SYSTEMS

Ground-Broadcast boom; banded

Reference: The "APPLICATION SYSTEMS" section of this label provides detailed information on the application of this tank mixture using the system selected.

APPROVED APPLICATION METHODS

Preemergence Surface-Apply this tank mixture after planting, before crop and weed emergence and within 5 days after last preplant tillage operation.

Preplant Incorporated-Apply this tank mixture within 7 days prior to planting and shallowly incorporate or Surface Blend into the upper 1 to 2 inches of soil.

Reference: The "APPLICATION TIMING AND METHODS" section of this label provides detailed information and procedures for the application timing and method selected.

32 796

NOTE: CORN, PEANUTS, SORGHUM OR SOYBEANS can be planted the year following use of this mixture.

There is possibility of crop injury due to carryover of atrazine if soybeans or other nonlabeled crops are planted the following year. DO NOT plant soybeans the year following use of this tank mixture on furrow irrigated corn.

RECOMMENDED RATES: Refer to the following tables for the recommended broadcast treatment rates for this tank mixture. Applications which are not consistent with recommendations in this label may result in unsatisfactory weed control or crop injury.

Preplant Incorporated Application Rates

BROADCAST RATE PER ACRE					
Less than 3% organic matter					
SOIL TEXTURAL GROUP*	Partner® (pounds)	+	atrazine 4L** (quarts)	+	Bladex 4L*** (quarts)
Coarse****	2.6 to 3.4		1		0.5 to 1
Medium	2.6 to 3.4		1 to 1.25		1 to 1.25
Fine	3.4 to 3.8		1.25 to 1.5		1 to 1.5

BROADCAST RATE PER ACRE					
3% or more organic matter					
SOIL TEXTURAL GROUP*	Partner® (pounds)	+	atrazine 4L** (quarts)	+	Bladex 4L*** (quarts)
Coarse****	2.6 to 3.4		1 to 1.25		1 to 1.25
Medium	3.4 to 3.8		1.25 to 1.5		1 to 2
Fine	3.4 to 4.1		1.5 to 1.75		1 to 2

*Refer to the "SOIL TEXTURE" section of this label to determine the corresponding soil textural group for the soil to be treated.

**Use rates listed in this label when using atrazine 4L. Use equivalent rates when using atrazine 80W or 90% dry flowable formulations. One quart of atrazine 4L equals 1.25 pounds of atrazine 80W or 1.1 pounds of atrazine 90% dry flowable.

***Use equivalent rates listed in this label when using Bladex 80W or Bladex 90DF. One quart of Bladex 4L equal 1.25 pounds of Bladex 80W or 1.1 pounds of Bladex 90DF.

****Do not use this mixture on sand or loamy sand soils with less than 2% organic matter.

NOTE: Use the higher rates in the recommended ranges in areas of heavy weed infestations.

Surface Application Rates

BROADCAST RATE PER ACRE

Less than 3% organic matter

SOIL TEXTURAL GROUP*	Partner® (pounds)	+	atrazine 4L** (quarts)	+	Bladex 4L*** (quarts)
Coarse****	2.3 to 3		0.75		0.5 to 1
Medium	2.3 to 3		0.75 to 1		1 to 1.25
Fine	3 to 3.4		1 to 1.25		1 to 1.5

BROADCAST RATE PER ACRE

3% or more organic matter

SOIL TEXTURAL GROUP*	Partner® (pounds)	+	atrazine 4L** (quarts)	+	Bladex 4L*** (quarts)
Coarse****	2.3 to 3		0.75 to 1		1 to 1.25
Medium	3 to 3.4		1 to 1.25		1 to 2
Fine	3 to 4.1		1.25 to 1.5		1 to 2

*Refer to the 'SOIL TEXTURE' section of this label to determine the corresponding soil textural group for the soil to be treated.

**Use rates listed in this label when using atrazine 4L. Use equivalent rates when using atrazine 80W or 90% dry flowable formulations. One quart of atrazine 4L equals 1.25 pounds of atrazine 80W or 1.1 pounds of atrazine 90% dry flowable.

***Use equivalent rates listed in this label when using Bladex 80W or Bladex 90DF. One quart of Bladex 4L equal 1.25 pounds of Bladex 80W or 1.1 pounds of Bladex 90DF.

****Do not use this mixture on sand or loamy sand soils with less than 2% organic matter.

NOTE: Use the higher rates in the recommended ranges in areas of heavy weed infestations.

PARTNER® plus ATRAZINE plus PROWL™ (TANK MIXTURE)

Apply this tank mixture in water or sprayable fluid fertilizer solutions for control of triazine resistant lambsquarter and pigweed in addition to yellow nutsedge and the annual grasses and broadleaf weeds listed in the 'WEEDS CONTROLLED' section of this label.

34996

APPROVED APPLICATION SYSTEMS

Ground-Broadcast boom; banded.

Aerial-Fixed wing; helicopter.

Reference: The 'APPLICATION SYSTEMS' section of this label provides information on the application of this tank mixture using the system selected.

APPROVED APPLICATION METHOD

Preemergence Surface-Apply this tank mixture after planting, before crop and weed emergence and within 5 days after last preplant tillage operation.

DO NOT graze treated area or feed treated forage to livestock for 21 days following application of this tank mixture.

DO NOT preplant incorporate this tank mixture as serious crop injury can result.

Reference: The 'APPLICATION TIMING AND METHODS' section of this label provides detailed information and procedures for the application timing and method selected.

NOTE: CORN, PEANUTS, SORGHUM OR SOYBEANS can be planted the year following use of this mixture.

There is a possibility of crop injury due to carryover of atrazine if soybeans or other nonlabeled crops are planted the following year. DO NOT plant soybeans the year following use of this tank mixture on furrow irrigated corn.

RECOMMENDED RATES: Refer to the following tables for the recommended broadcast treatment rates for this tank mixture. Applications which are not consistent with recommendations in this label may result in unsatisfactory weed control or crop injury.

BROADCAST RATE PER ACRE

Less than 3% organic matter

SOIL TEXTURAL GROUP*	Partner® (pounds)	+	atrazine 4J,** (quarts)	+	Prowl (quarts)
Coarse	2.3 to 3		0.75 to 2		0.75
Medium	2.3 to 3		1 to 2		0.75 to 1
Fine	3 to 3.4		1.25 to 2		1

BROADCAST RATE PER ACRE

3% or more organic matter

SOIL TEXTURAL GROUP*	Partner® (pounds)	+	atrazine 4L** (quarts)	+	Prowl (quarts)
Coarse	2.3 to 3		1 to 2		0.75 to 1
Medium	3 to 3.4		1.25 to 2		1
Fine	3 to 4.1		1.25 to 2		1

*Refer to the "SOIL TEXTURE" section of this label to determine the corresponding soil textural group for the soil to be treated.

**Use rates listed in this label when using atrazine 4L. Use equivalent rates when using atrazine 80W or 90% dry flowable formulations. One quart of atrazine 4L equals 1.25 pounds of atrazine 80W or 1.1 pounds of atrazine 90% dry flowable.

NOTE: Use the higher rates in the recommended ranges in areas of heavy weed infestations.

™ Prowl is a trademark of American Cyanamid Corporation.

PARTNER® plus BLADEX plus FROWL (TANK MIXTURE)

Apply this tank mixture in water or sprayable fluid fertilizer solutions for control of triazine resistant lambsquarter and pigweed in addition to yellow nutsedge and the annual grasses and broadleaf weeds listed in the "WEEDS CONTROLLED" section of this label.

APPROVED APPLICATION SYSTEMS

Ground-Broadcast boom; banded

Reference: The "APPLICATION SYSTEMS" section of this label provides information on the application of this tank mixture using the system selected.

APPROVED APPLICATION METHOD

Preemergence Surface-Apply this tank mixture after planting, before crop and weed emergence and within 5 days after last preplant tillage operation.

DO NOT preplant incorporate this tank mixture as serious crop injury can result.

Reference: The "APPLICATION TIMING AND METHODS" section of this label provides detailed information and procedures for the application timing and method selected.

RECOMMENDED RATES: Refer to the following tables for the recommended broadcast treatment rates for this tank mixture. Applications which are not consistent with recommendations in this label may result in unsatisfactory weed control or crop injury.

BROADCAST RATE PER ACRE

18 to 38 organic matter

SOIL TEXTURAL GROUP*	Partner® (pounds)	+	Bladex 4L*** (quarts)	+	Prowl (quarts)
Coarse**	2.3 to 3		1 to 1.2		0.75
Medium	2.3 to 3		1.2 to 1.4		0.75 to 1
Fine	3 to 3.4		1.4 to 1.8		1

BROADCAST RATE PER ACRE

38 or more organic matter

SOIL TEXTURAL GROUP*	Partner® (pounds)	+	Bladex 4L*** (quarts)	+	Prowl (quarts)
Coarse**	2.3 to 3		1.2 to 1.6		0.75 to 1
Medium	3 to 3.4		1.6 to 2		1
Fine	3 to 4.1		1.8 to 2.2		1

*Refer to the 'SOIL TEXTURE' section of this label to determine the corresponding soil textural group for the soil to be treated.

**Do not use this tank mixture on sand or loamy sand soils with less than 28 organic matter.

***Use rates listed in this label when using Bladex 4L. Use equivalent rates when using Bladex 80W. One quart of Bladex 4L equals 1.25 lbs of Bladex 80W.

NOTE: Use the higher rates in the recommended ranges in areas of heavy weed infestations.

**PARTNER® plus ATRAZINE plus LINURON
(TANK MIXTURE)**

FOR USE ONLY EAST OF THE ROCKY MOUNTAINS.

Apply this tank mixture in water or sprayable fluid fertilizer solutions for control of triazine resistant lambsquarter and pigweed in addition to yellow nutsedge and the annual grasses and broadleaf weeds listed in the 'WEEDS CONTROLLED' section of this label.

DO NOT graze treated area or feed treated forage to livestock for 21 days following application of this tank mixture.

APPROVED APPLICATION SYSTEMS

Ground-Broadcast boom; banded

Reference: The 'APPLICATION SYSTEMS' section of this label provides information on the application of this tank mixture using the system selected.

37896

APPROVED APPLICATION METHOD

Preemergence Surface-Apply this tank mixture after planting, before crop and weed emergence and within 5 days after last preplant tillage operation.

Reference: The 'APPLICATION TIMING AND METHODS' section of this label provides detailed information and procedures for the application timing and method selected.

NOTE: CORN, PEANUTS, SORGHUM OR SOYBEANS can be planted the year following use of this mixture.

There is a possibility of crop injury due to carryover of atrazine if soybeans or other nonlabeled crops are planted the following year. DO NOT plant soybeans the year following use of this tank mixture on furrow irrigated corn.

RECOMMENDED RATES: Refer to the following tables for the recommended broadcast treatment rates for this tank mixture. Applications which are not consistent with recommendations in this label may result in unsatisfactory weed control or crop injury.

BROADCAST RATE PER ACRE					
Less than 3% organic matter					
SOIL TEXTURAL GROUP*	Partner® (pounds)	+	atrazine 4L** (quarts)	+	linuron 4L*** (quarts)
Coarse—sandy loam only	2.3 to 3		0.75 to 2		0.33
Medium	2.3 to 3		1 to 2		0.5
Fine	3 to 3.4		1.25 to 2		0.5

BROADCAST RATE PER ACRE					
3% or more organic matter					
SOIL TEXTURAL GROUP*	Partner® (pounds)	+	atrazine 4L** (quarts)	+	linuron 4L*** (quarts)
Coarse—sandy loam only	2.3 to 3		1 to 2		0.5
Medium	3 to 3.4		1.25 to 2		0.5
Fine	3 to 4.1		1.25 to 2		0.5

*Refer to the 'SOIL TEXTURE' section of this label to determine the corresponding soil textural group for the soil to be treated.

**Use rates listed in this label when using atrazine 4L. Use equivalent rates when using atrazine 80W or 90% dry flowable formulations. One quart of atrazine 4L equals 1.25 pounds of atrazine 80W or 1.1 pounds of atrazine 90% dry flowable.

***Use rates listed in this label when using linuron 4L. Use equivalent rates when using linuron 50WP or 50% dry flowable formulations. One quart of linuron 4L equals 2 pounds of linuron 50WP or 2 pounds of linuron 50% dry flowable.

NOTE: Use the higher rates in the recommended ranges in areas of heavy weed infestations.

**Conservation or Minimum
Tillage Systems
TANK MIXTURES**

AT-PLANTING APPLICATIONS

When applied as directed under the conditions described, these tank mixtures control may emerged annual weeds, suppress many emerged perennial weeds and give preemergence control of many annual grasses and weeds when corn will be planted directly into a cover crop, established sod or in previous crop residues. These tank mixtures will not control regrowth from perennial weeds.

DO NOT APPLY BY AIR.

Refer to specific product labels for crop rotation restriction and cautionary statements of all products used in the tank mixture.

For mixing instructions, see the 'MIXING, SPRAYING AND HANDLING INSTRUCTIONS' section of this label.

Partner and the following tank mixtures can be tank mixed with Roundup, Gramoxone Extra and/or 2,4-D.

- **PARTNER®** ■
- **PARTNER plus ATRAZINE** ■
- **PARTNER plus BLADEX** ■
- **PARTNER plus EXTRAZINE II** ■
- **PARTNER plus PRINCEP** ■
- **PARTNER plus ATRAZINE plus
BLADEX** ■
- **PARTNER plus ATRAZINE plus
PRINCEP** ■

Apply these tank mixtures with Roundup or 2,4-D (amine or low-volatile ester) in 10 to 20 gallons of water or 10 to 60 gallons of nitrogen solution per acre, or the tank mixtures with Gramoxone Extra in 20 to 60 gallons of water or clear liquid fertilizer per acre immediately before, during or after planting, but BEFORE CROP EMERGENCE. As density of stubble, crop residue or weeds increases, spray gallonage and rate should be increased within the recommended ranges to ensure complete coverage. In the absence of emerged vegetation, delete the Roundup, Gramoxone Extra or 2,4-D portion of these tank mixtures.

37796

APPROVED APPLICATION SYSTEMS

Ground-Broadcast boom

Reference: The "APPLICATION SYSTEMS" section of this label provides detailed information on the application of these products using the system selected.

CONTROL OR SUPPRESSION
OF EMERGED WEEDS

ATTENTION

AVOID DRIFT-EXTREME CARE MUST BE USED WHEN APPLYING THESE TANK MIXTURES TO PREVENT INJURY TO DESIRABLE PLANTS AND CROPS. Do not allow spray mist to drift since even minute quantities of spray can cause severe damage or destruction to nearby crops, plants or other areas on which treatment is not intended. Do not apply when winds are gusty or in excess of 5 miles per hour or when other conditions, including lesser wind velocities, will allow drift to occur. When spraying, avoid combinations of pressure and nozzle type that will result in fine particles (mist) which are more likely to drift.

■ ROUNDUP® ■

Annual Weeds-Apply 1 to 1.5 pints of Roundup per acre in these tank mixtures when weeds are less than 6 inches tall. Use 2 pints of Roundup per acre for control of fall panicum, barnyardgrass, crabgrass and shattercane up to 2 inches tall; Pennsylvania smartweed up to 6 inches tall; other annual weeds 6 to 12 inches tall. For emerged annual weeds controlled, see the "WEEDS CONTROLLED" section of the label for Roundup.

Perennial Weeds-At normal application dates in minimum tillage systems, perennial weeds may not be at the proper stage of growth for control. See the "GENERAL INFORMATION" section of the label for Roundup for the proper stage of growth for perennial weeds. Use of 2 to 4 quarts of Roundup per acre in the above mixtures under these conditions provides top kill and reduces competition from many emerged perennial grasses and broadleaf weeds.

For emerged perennial weeds controlled see the "WEEDS CONTROLLED" section of the label for Roundup. To obtain control of perennial weeds, follow recommendations on the label for Roundup for stage of growth and rate of application.

USE OF THIS MIXTURE FOR BERMUDAGRASS OR JOHNSONGRASS CONTROL IS NOT RECOMMENDED.

NOTE: When using these tank mixtures, do not exceed 4 quarts of Roundup herbicide per acre.

Ammonium Sulfate-The addition of ammonium sulfate in the spray solution may increase the performance of Roundup tank mixtures on emerged annual weeds under adverse growing conditions. When using ammonium sulfate, add 2 percent dry ammonium sulfate by weight or 17 pounds per 100 gallons of water. Ammonium sulfate should be added to the water in the spray tank and completely dissolved prior to adding the herbicide or surfactant. Do not mix ammonium sulfate in fluid fertilizer solutions.

If ammonium sulfate is added directly to the spray tank, add slowly with agitation. Adding too quickly may clog outlet lines. Nozzle tip plugging may result from the use of low-quality ammonium sulfate. To determine quality,

110 896

perform a jar test by adding 1/3 cup of ammonium sulfate to 1 gallon of water and agitate for one minute. If undissolved sediment is observed, predissolve the ammonium sulfate in water and filter prior to adding to the spray tank.

Following use of ammonium sulfate, thoroughly rinse the spray system with clean water to reduce corrosion.

Surfactants-Nonionic surfactants which are labeled for use with herbicides may be used with Roundup. Do not reduce rates of Roundup when adding surfactant. Use 0.5 percent surfactant concentration (2 quarts per 100 gallons of spray solution) when using surfactants which contain at least 50 percent active ingredient or a 1 percent surfactant concentration (4 quarts per 100 gallons of spray solution) for those surfactants containing less than 50 percent active ingredient. Read and carefully observe surfactant cautionary statements and other information appearing on the surfactant label.

■ **GRAMOXONE** ■

When used as directed. Gramoxone Extra or labeled tank mixtures controls many emerged annual weeds and suppresses many emerged perennial weeds.

Broadcast Treatment-Apply 1.5 to 2.5 pints of Gramoxone Extra in these tank mixtures immediately before, during or after planting but BEFORE CROP EMERGENCE. Use the 2.5 pints rate if any weeds are 4 to 6 inches. As density of stubble, crop residue or weeds increases, spray gallonage should be increased within the recommended range for complete coverage. Add a nonionic spreader surfactant (approved for use on crops) containing at least 75 percent surfactant active agent at 8 ounces per 100 gallons of diluted spray. REFER TO THE GRAMOXONE EXTRA LABEL FOR PRECAUTIONARY STATEMENTS.

■ **2,4-D** ■

When used as directed, 2,4-D in labeled tank mixtures controls many emerged annual and perennial broadleaf weeds. For emerged weeds controlled, see the "WEEDS CONTROLLED" section of the label for 2,4-D.

Broadcast Treatment-Apply 1 to 2 pints of 2,4-D (amine or low-volatile ester) in these tank mixtures. Applications should be made 7 to 14 days before planting or 3 to 5 days after planting but BEFORE CORN EMERGES. As density of stubble, crop residue or weeds increases, spray gallonage should be increased within the recommended range for complete coverage.

DO NOT use 2,4-D on light, sandy soils, or where soil moisture is inadequate for normal weed growth. Observe all precautions and limitations on the 2,4-D label booklet.

PREEMERGENCE WEED CONTROL

■ **PARTNER®** ■

For weeds controlled preemergence, see the sections of this label on Partner. See the following table for recommended rates of Partner on various soil types:

11 9 76

BROADCAST RATE PER ACRE (POUNDS)

SOIL TEXTURAL GROUP*	Partner®
Coarse	3.8
Medium	4.5
Fine	4.5 to 5.3

*Refer to the "SOIL TEXTURE" section of this label to determine the corresponding soil textural group for the soil to be treated.

Use the higher rate of Partner in the recommended ranges in areas of heavy grass infestation, or when organic matter content is 3 percent or more.

■ PARTNER® plus ATRAZINE ■

For weeds controlled preemergence, see the sections of this label for Partner and Partner plus atrazine.

DO NOT graze treated area or feed treated forage to livestock for 21 days following application of this tank mixture.

See the following table for recommended rates of Partner plus atrazine in this tank mixture on various soil types.

BROADCAST RATE PER ACRE

SOIL TEXTURAL GROUP*	Partner® (pounds)	+	atrazine 4L** (quarts)
Coarse—sandy loam only	2.6 to 3		1 to 2
Medium	3 to 3.8		1.2 to 2
Fine	3.8 to 4.5		1.6 to 2

*Refer to the "SOIL TEXTURE" section of this label to determine the corresponding soil textural group for the soil to be treated.

**Use rates listed in this label when using atrazine 4L. Use equivalent rates when using atrazine 80W or 90% dry flowable formulations. One quart of atrazine 4L equals 1.25 pounds of atrazine 80W or 1.1 pounds of atrazine 90% dry flowable.

Use the higher rate of Partner in the recommended ranges in areas of heavy grass infestation or when fall panicum or crabgrass will be present.

Use the higher rate of atrazine in the recommended ranges on soils with greater than 3% organic matter.

NOTE: CORN, PEANUTS, SORGHUM OR SOYBEANS can be planted the year following use of this mixture.

There is a possibility of crop injury due to carryover of atrazine if soybeans or other nonlabeled crops are planted the following year. DO NOT plant soybeans the year following use of this tank mixture on furrow irrigated corn.

PARTNER® plus BLADEx

For weeds controlled preemergence, see the "WEEDS CONTROLLED" section of the label for Partner and this tank mixture.

See the following table for recommended rates of Partner plus Bladex in this tank mixture with Roundup on various soil types.

SOIL TEXTURAL GROUP*	BROADCAST RATE PER ACRE	
	Partner® (pounds)	+ Bladex 4L** (quarts)
Coarse-sandy loam only	2.6 to 3	1 to 1.6
Medium	3 to 3.8	1.2 to 1.6
Fine	3.8 to 4.5	1.6 to 2.2

*Refer to the "SOIL TEXTURE" section of this label to determine the corresponding soil textural group for the soil to be treated.

**When using Bladex 80W use equivalent rates. One quart of Bladex 4L equals 1.25 pounds of Bladex 80W.

Use the higher rate of Partner in the recommended ranges in areas of heavy grass infestation or when fall panicum or crabgrass will be present.

Use the higher rate of Bladex in the recommended ranges on soils with greater than 3% organic matter.

NOTE: Do not use this mixture on sand or loamy sand soils with less than 2% organic matter.

PARTNER® plus EXTRAZINE II

For weeds controlled preemergence, see the "WEEDS CONTROLLED" section of the label for Partner plus Bladex.

See the following table for recommended rates of Partner plus Extrazine II in this tank mixture on various soil types.

SOIL TEXTURAL GROUP*	BROADCAST RATE PER ACRE	
	Partner® (pounds)	+ Extrazine II 4L*** (quarts)
Coarse**	2.7 to 3.5	1.25 to 2
Medium	3 to 3.8	1.5 to 2.75
Fine	3.8 to 4.6	2 to 3

*Refer to the "SOIL TEXTURE" section of this label to determine the corresponding soil textural group for the soil to be treated.

**On coarse textured soils containing less than 2% organic matter, use Partner plus Extrazine II only on sandy loam. Do not use on sand and loamy sand with less than 2% organic matter.

***Use equivalent rates when using Extrazine II DF. One quart of Extrazine II 4L equal 1.1 pounds of Extrazine II DF.

Use the higher rate of Partner in the recommended ranges in areas of heavy grass infestation or when fall panicum or crabgrass will be present.

Use the higher rate of Extrazine II in the recommended ranges on soils with greater than 3% organic matter.

■ PARTNER® plus PRINCEP 4L ■

For weeds controlled preemergence see the "WEEDS CONTROLLED" section of the labels for Partner and Princep herbicides.

See the following table for recommended rates of Partner plus Princep in this tank mixture on various soil types.

SOIL TEXTURAL GROUP*	BROADCAST RATE PER ACRE	
	Partner® (pounds)	+ Princep 4L** (quarts)
Coarse—sandy loam only	2.6 to 3	1 to 1.2
Medium	3 to 3.8	1.2 to 1.6
Fine	3.8 to 4.5	1.6 to 2.2

*Refer to the "SOIL TEXTURE" section of this label to determine the corresponding soil textural group for the soil to be treated.

**When using Princep 80W use equivalent rates. One quart of Princep 4L equals 1.25 pounds of Princep 80W.

Use the higher rate of Partner in the recommended ranges in areas of heavy grass infestation or when fall panicum or crabgrass will be present.

Use the higher rate of Princep in the recommended ranges on soils with greater than 3% organic matter.

1/4 76

NOTE: LAND TREATED WITH PRINCEP SHOULD NOT BE PLANTED TO ANY CROP EXCEPT CORN FOR ONE YEAR FOLLOWING TREATMENT AS CROP INJURY MAY OCCUR. AFTER HARVEST OF TREATED CROP, PLOW AND THOROUGHLY TILL THE SOIL IN THE FALL OR SPRING TO MINIMIZE POSSIBLE INJURY TO SPRING SEFDED ROTATIONAL CROPS.

PARTNER® plus ATRAZINE plus BLADEX

This tank mixture may be applied for additional preemergence control of heavy weed infestation and/or hard-to-control weeds listed in the "WEEDS CONTROLLED" section of this label.

DO NOT graze treated area or feed treated forage to livestock for 21 days following application of this tank mixture.

Refer to the following rate table to determine the recommended rates for this tank mixture on various soil types.

BROADCAST RATE PER ACRE			
SOIL TEXTURAL GROUP*	Partner® + (pounds)	atrazine 4L** + (quarts)	Bladex 4L*** (quarts)
Coarse****	2.6 to 3	0.75 to 1	1 to 1.25
Medium	3 to 3.8	1 to 1.25	1 to 2
Fine	3.4 to 4.5	1 to 1.25	1 to 2

*Refer to the "SOIL TEXTURE" section of this label to determine the corresponding soil textural group for the soil to be treated.

**Use rates listed in this label when using atrazine 4L. Use equivalent rates when using atrazine 80W or 90% dry flowable formulations. One quart of atrazine 4L equals 1.25 pounds of atrazine 80W or 1.1 pounds of atrazine 90% dry flowable.

***Use rates listed in this label when using Bladex 4L. Use equivalent rates when using Bladex 80W. One quart of Bladex 4L equals 1.25 pounds of Bladex 80W.

****DO NOT use this mixture on sand or loamy sand soils with less than 2% organic matter.

Use the higher rates in the recommended ranges in areas of heavy weed infestations.

NOTE: Corn, peanuts, sorghum or soybeans can be planted the year following use of this mixture.

There is a possibility of crop injury due to carryover of atrazine if soybeans or other nonlabeled crops are planted the following year. DO NOT plant soybeans the year following use of this tank mixture on furrow irrigated corn.

PARTNER® plus ATRAZINE plus PRINCEP 4L

For additional preemergence control of heavy weed infestation and/or hard-to-control weeds, a three-way tank mixture of Partner herbicide plus atrazine plus Princep may be applied.

DO NOT graze treated area or feed treated forage to livestock for 21 days following application of this tank mixture.

Refer to the following rate table to determine the recommended rates for this tank mixture on various soil types.

BROADCAST RATE PER ACRE**					
SOIL TEXTURAL GROUP*	Partner® (pounds)	+	atrazine 4L*** (quarts)	+	Princep 4L*** (quarts)
Coarse	2.6 to 3		0.75 to 1		0.75 to 1
Medium	3 to 3.8		1 to 1.25		1 to 1.5
Fine	3.4 to 4.5		1 to 1.25		1 to 1.5

*Refer to the "SOIL TEXTURE" section of this label to determine the corresponding soil textural group for the soil to be treated.

**Use the higher rates of atrazine and Princep in the recommended ranges on soils with greater than 3% organic matter.

***When using 4L formulations use the rates listed. Use equivalent rates when using 80W or 90% dry flowable formulations. One quart of the 4L formulation of these products equals 1.25 pounds of the 80W formulation. One quart of atrazine 4L or Princep 4L equals 1.1 pounds of the 90% dry flowable formulations of these products.

In the areas of heavy grass infestation, use the higher rate of Partner in the recommended ranges when fall panicum, crabgrass or soils with greater than 3% organic matter will be present.

NOTE: LAND TREATED WITH PRINCEP SHOULD NOT BE PLANTED TO ANY CROP EXCEPT CORN FOR ONE YEAR FOLLOWING TREATMENT AS CROP INJURY MAY OCCUR. AFTER HARVEST OF TREATED CROP, PLOW AND THOROUGHLY TILL THE SOIL IN THE FALL OR SPRING TO MINIMIZE POSSIBLE INJURY TO SPRING SEEDED ROTATIONAL CROPS. CORN, PEANUTS, SORGHUM OR SOYBEANS CAN BE PLANTED THE YEAR FOLLOWING USE OF THIS MIXTURE.

There is possibility of crop injury due to carryover of atrazine if soybeans or other nonlabeled crops are planted the following year.

DO NOT plant soybeans the year following use of this tank mixture on furrow irrigated corn.

EARLY PREPLANT APPLICATION

For use in no-till and other conservation tillage systems in CONNECTICUT, DELAWARE, ILLINOIS, INDIANA, IOWA, KANSAS, KENTUCKY, MARYLAND, MASSACHUSETTS, MICHIGAN, MINNESOTA, MISSOURI, NEBRASKA, NEW JERSEY, NEW YORK, NORTH CAROLINA, OHIO, PENNSYLVANIA, SOUTH DAKOTA, VERMONT, VIRGINIA, AND WISCONSIN.

116 9 96

If emerged weeds are present at the time of treatment, Roundup, Gramoxone Extra or 2,4-D should be added to this product according to the directions for use on their respective product labels. If unsatisfactory weed control occurs (due to excessively dry or excessively wet conditions) following the earlier application, a postemergence application of an appropriate labeled grass and/or broadleaf weed herbicide may be used. If a postemergence treatment includes the herbicide used early preplant, do not exceed the labeled rate for corn on a given soil texture. Observe all precautions and limitations on the labels for Roundup, and Gramoxone Extra, 2,4-D and other postemergence herbicides before use of these products.

DO NOT apply tank mixture containing Roundup, Gramoxone Extra or other contact herbicides by air.

PARTNER®

This product, when applied in a single application or split application will provide preemergence control or reduced competition of the annual grasses and broadleaf weeds listed in the "WEEDS CONTROLLED" section of this label.

APPROVED APPLICATION SYSTEMS

Ground - Broadcast boom

Aerial - Fixed wing: helicopter

Center Pivot Irrigation

Dry Bulk Fertilizer Impregnation

Reference: The "APPLICATION SYSTEMS" section of this label provides detailed information on the application of this product using the system selected.

RECOMMENDED RATE AND TIMING OF APPLICATION

Single application—Application of this product should be made less than 30 days before planting but prior to crop emergence.

NOTE: Application on coarse soils should not be made more than two weeks prior to planting.

Split application—Apply 60 percent of the recommended rate as a split application prior to weed emergence and no more than 45 days prior to planting and the remaining 40 percent at or immediately following planting but before crop emergence.

See the following table for recommended broadcast rates per acre for single and split applications.



47996

<u>BROADCAST RATE PER ACRE (POUNDS)</u>	
SOIL TEXTURAL GROUP*	Partner®
Coarse	3.8
Medium	4.6
Fine	5.4

*Refer to the "SOIL TEXTURE" section of this label to determine the corresponding soil textural group for the soil to be treated.

In order to provide broad spectrum weed control, both single and split applications of this product must be followed with a planned postemergence application of a labeled broadleaf and/or grass herbicide. Observe the directions for use, precautions and restrictions on the label of the postemergence herbicides before use of these products.

If emerged weeds exist at planting, the application of a contact herbicide or tillage is recommended when possible to eliminate existing weeds.

**PARTNER® plus ATRAZINE
(TANK MIXTURE)**

This tank mixture, when applied in a single application (alone or in a 3-way combination with Bladex or Princep), split application or as a sequential application to Bladex or Princep in early preplant programs, will provide preemergence control or reduced competition of annual grasses and broadleaf weeds listed in the "WEEDS CONTROLLED" section of this label.

RECOMMENDED RATE AND TIMING OF APPLICATION

DO NOT graze treated area or feed treated forage to livestock for 21 days following application of these tank mixtures.

APPROVED APPLICATION SYSTEMS

- Ground - Broadcast boom; banded
- Aerial - fixed wing
- Dry Bulk Fertilizer Impregnation

Reference: The "APPLICATION SYSTEMS" section of this label provides detailed information on the application of this tank mixture using the system selected.

Single application — Application of this tank mixture should be made less than 30 days before planting but prior to weed emergence. This application should be restricted to areas north of Interstate 70 when west of the Mississippi River and north of Interstate 64 when east of the Mississippi River where cool spring weather minimizes or slows biodegradation of herbicides.

48 9 96

See the following table for recommended rates.

SOIL TEXTURAL GROUP*	BROADCAST RATE PER ACRE**	
	Partner® (pounds)	+ atrazine 4L (quarts)
Coarse***	3.4 to 3.8	1.25 to 1.5
Medium	3.8 to 4.5	1.5 to 2
Fine	4.5 to 5.4	1.75 to 2.25

This tank mixture may also be mixed in a 3-way combination with 1 to 1.25 quarts per acre of Princep or 1.5 to 2 quarts per acre of Bladex to provide improved control of fall panicum and crabgrass.

*Refer to the "SOIL TEXTURE" section of this label to determine the corresponding soil textural group for the soil to be treated.

**Use the lower rate where light weed infestation is expected and the higher rate where heavy weed infestation is expected.

***Application on coarse soils should not be made more than 2 weeks prior to planting.

If emerged weeds exist at planting, the application of a contact herbicide or tillage is recommended when possible to eliminate existing weeds.

Split application — Apply 60 percent of the recommended rate as a split treatment prior to weed emergence and no more than 45 days prior to planting and the remaining 40 percent at or immediately following planting but before crop emergence.

FOR CONTROL OF FALL PANICUM, CRABGRASS OR BROADLEAF SIGNALGRASS, USE THE SEQUENTIAL APPLICATION OF THIS TANK MIXTURE FOLLOWING BLADEx OR PRINCEP.

See the following table for recommended rates.

SOIL TEXTURAL GROUP*	BROADCAST RATE PER ACRE**	
	Partner® (pounds)	+ atrazine 4L (quarts)
Coarse	3.4 to 4.1	1.25 to 1.75
Medium	3.8 to 4.5	1.5 to 2
Fine	4.5 to 5.4	1.75 to 2.25

*Refer to the "SOIL TEXTURE" section of this label to determine the corresponding soil textural group for the soil to be treated.

**Use the lower rate where light weed infestation is expected and the higher rate where heavy weed infestation is expected.

Sequential application — Application of this tank mixture following Bladex or Princep should be utilized for the control of fall panicum, crabgrass or broadleaf signalgrass. Apply 1.5 to 2 quarts per acre of Bladex or 1 to 1.25 quarts per acre of Princep prior to weed emergence and no more than 45 days prior to planting. At or immediately following planting, but before crop emergence, apply the recommended rate of this tank mixture.

117 } 96

Following applications of Bladex or Princep see the following table for recommended rates.

SOIL TEXTURAL GROUP*	BROADCAST RATE PER ACRE**	
	Partner® (pounds)	+ atrazine 4L (quarts)
Coarse	2.6 to 3.8	1 to 1.5
Medium	3.4 to 4.1	1.25 to 1.75
Fine	3.8 to 4.5	1.5 to 2

*Refer to the "SOIL TEXTURE" section of this label to determine the corresponding soil textural group for the soil to be treated.

**Use the lower rate where light weed infestation is expected and the higher rate where heavy weed infestation is expected.

Use rates listed in this label when using the 4L formulation of atrazine, Bladex or Princep. Use equivalent rates of the 80W or 90% dry flowable formulation of atrazine, Bladex or Princep. One quart of the 4L formulation of atrazine, Bladex or Princep equals 1.25 pounds of the 80W and 1.1 pounds of the 90% dry flowable formulations of atrazine, Bladex or Princep.

DO NOT use Bladex on coarse textured soils or soils of less than 1 percent organic matter.

CORN, PEANUTS, SORGHUM (MILO) OR SOYBEANS can be planted the year following the use of this program. There is a possibility of crop injury due to carryover of atrazine if soybeans or other nonlabeled crops are planted the following year.

NOTE: Soil treated with Princep should not be planted to any crop except corn for one year following treatment as crop injury may occur. After harvest of the treated crop, plow and thoroughly till the soil in the fall or spring to minimize possible injury to spring seeded rotational crops.

GRAIN SORGHUM (MILO)

When making applications on grain sorghum do not make more than two applications per year or exceed a total of 6 pounds of Partner per acre per year.

Do not graze or harvest forage for 70 days following application of this product or tank mixtures of this product.

PARTNER®

Apply this product in water or sprivable fluid fertilizer solution for control of yellow nutsedge and the annual grasses and broadleaf weeds listed in the "WEEDS CONTROLLED" section of this label.

Preplant incorporated and preemergence surface applications must be made ONLY to grain sorghum planted with seed that has been properly treated with Screen® seed protectant or safener containing the active ingredient flurazone.

*Screen is a registered trademark of Monsanto Company.

APPROVED APPLICATION SYSTEMS

Aerial—Fixed wing: helicopter

Ground—Broadcast boom: banded

Dry Bulk Fertilizer Impregnation

Reference: The "APPLICATION SYSTEMS" section of this label provides detailed information on the application of this product using the system selected.

APPROVED APPLICATION METHODS

Preplant Incorporated—Apply this product within 7 days prior to planting and shallowly incorporate or Surface Blend into the upper 1 to 2 inches of soil. Irrigation within 10 days following planting may improve weed control.

Preemergence Surface—Apply this product after planting, before crop and weed emergence, and within 5 days after last preplant tillage operation.

Reference: The "APPLICATION TIMING AND METHODS" sections of this label provides detailed information and procedures for the application timing and method selected.

RECOMMENDED RATES: Refer to the following table for the recommended broadcast treatment rates for this product. Applications which are not consistent with recommendations in this label may result in unsatisfactory weed control or crop injury.

Preplant Incorporated Application Rates

BROADCAST RATE PER ACRE (POUNDS)**	
SOIL TEXTURAL GROUP*	Partner®
Coarse	3 to 3.8
Medium	3.8 to 4.2
Fine	3.8 to 4.5

*Refer to the "SOIL TEXTURE" section of this label to determine the corresponding soil textural group for the soil to be treated.

**Rates may be increased to a maximum of 6 pounds on any soil type when heavy infestation of yellow nutsedge is present.

Preemergence Surface Application Rates

BROADCAST RATE PER ACRE (POUNDS)**	
SOIL TEXTURAL GROUP*	Partner®

01896

Coarse	2.3 to 3
Medium	3 to 3.5
Fine	3 to 3.8

Refer to the "SOIL TEXTURE" section of this label to determine the corresponding soil textural group for the soil to be treated.

**Use the higher rates in the recommended ranges in areas of heavy weed infestation.

NOTE: When applied through center pivot irrigation or under sprinkler irrigation systems, use a minimum of 4.5 pounds per acre of this product on coarse soils.

PARTNER® plus ATRAZINE
(TANK MIXTURE)

Apply this tank mixture in water or sprivable fluid fertilizer solutions for control of yellow nutsedge and the annual grasses and broadleaf weeds listed in the "WEEDS CONTROLLED" section of this label.

Early preplant surface, preplant incorporated and preemergence surface applications must be made ONLY to grain sorghum planted with seed that has been properly treated with Screen seed protectant or a safener containing the active ingredient, flurazone.

NOTE: In Texas, use only in the Panhandle area and the fine textured soils of the Gulf Coast and Blacklands. In the Texas Panhandle and Oklahoma Panhandle, apply this tank mixture as a preemergence surface application only. In the Texas Panhandle, Oklahoma Panhandle and the fine textured soils of the Gulf Coast and Blacklands of Texas, do not exceed 1.25 quarts of atrazine 4L per acre as crop injury may result due to atrazine.

Applications made to grain sorghum (milo) growing on alkali soils or where crusts, fills or erosion have exposed calcareous or alkali subsoils may result in crop injury.

APPROVED APPLICATION SYSTEMS

- Aerial—Fixed wing; helicopter
- Ground—Broadcast boom; banded
- Dry Bulk Fertilizer Impregnation

Reference: The "APPLICATION SYSTEMS" section of this label provides detailed information on the application of this tank mixture using the system selected.

APPROVED APPLICATION METHODS

Preplant Incorporated—Apply this tank mixture within 7 days prior to planting and shallowly incorporate or Surface Blend into the upper 1 to 2 inches of soil.

Preemergence Surface—Apply this tank mixture after planting, before crop and weed emergence and within 5 days after last preplant tillage operation.

Reference: The "APPLICATION TIMING AND METHODS" section of this label provides detailed information and procedures for the application timing and method selected.