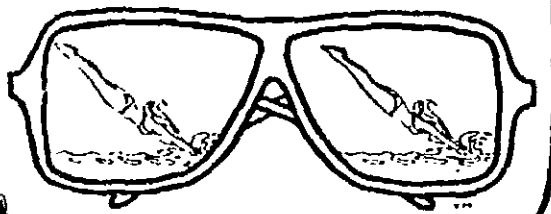


"SHIELDED"
DRY CHLORINATING COMPOUND



Helps protect available chlorine from the sun's rays!

ACL* Chlorinating compound BY MONSANTO

ACTIVE INGREDIENT:

*Trichloro-s-triazine trione 99%

INERT INGREDIENTS 1%

*Available chlorine 89%

DANGER!

KEEP OUT OF REACH OF CHILDREN

See First Aid Statement and Additional Precautions on Back Panel.

EPA REG NO 524 117

EPA EST. 524-LA-1

6" size sticks

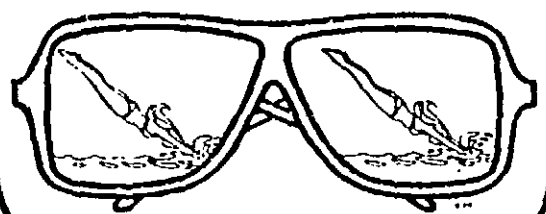
Wt. per Stick 8 oz.

NET WT. 4 LBS. (1.8 Kg)
8 sticks

TM - Trademark of Monsanto Company

2046.02/53

"SHIELDED"
DRY CHLORINATING COMPOUND



Helps protect available chlorine from the sun's rays!

6" size sticks

- Slow dissolving.
- Totally soluble.
- Protects against bacteria and algae.
- Stabilized (Sun Shielded) for extended chlorine life.

For use in skimmers, flow-through and floating feeders.
DO NOT add directly into pool.
Avoid metal objects.

DIRECTIONS FOR POOL USE

It is a violation of Federal Law to use this product in violation with its labeling.

For use in skimmers, flow through and floating feeders, apply to pool. Avoid metal objects.

One stick (about 8 oz.) will provide approximately 5 p.p.m. chlorine in 10,000 gallons of water.

START UP

In a clean pool with no visible algae, bring chlorine to 1 p.p.m. as follows:

1. Add "Shielded" dry chlorinating compound GRANULES to the pool.
2. Test for chlorine residual, using a suitable test kit.
3. If chlorine residual is below 1 p.p.m., continue to add as directed on the label until this level is reached on the label for that product.

The day after your chlorine residual reaches 1 to 1.5 p.p.m. according to label directions to stabilize your pool. Adjust pH to the ideal range of 7.2 to 7.6.

REGULAR CARE

Use 1 stick for each 10,000 gallons every other day, maintain your chlorine residual from 1 to 1.5 p.p.m. Caution will depend upon number of people swimming, and other conditions.

ADDITIONAL POOL CARE RECOMMENDATIONS

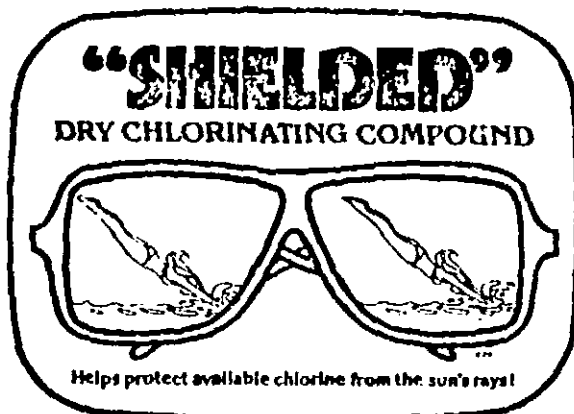
pH—Maintaining pH in the ideal range of 7.2 to 7.6 is best for full benefit of your chlorine and swimming. Check at least once a week with a suitable test kit. Adjust pH.

SUPERCHEMICALS—To keep your water sparkling clear, use dry chlorinating compound GRANULES and use as directed.

If algae appears, treat your pool with sodium hypochlorite solution. Read and carefully observe the precautionary other information appearing on labeling for all pool products. Before swimming, allow the pool to stand until the chlorine is 3 p.p.m.

STORAGE AND DISPOSAL

Keep product dry in tightly closed container when not in use. Store in cool, dry, well ventilated area away from heat or flame. Empty container. Rinse empty container thoroughly with water. Do not reuse. Material before discarding. Place in a trash collection, approved landfill area, or bury in a safe place. **IN CASE OF FIRE OR DECOMPOSITION**, do not reuse container. Do not use in open air or well ventilated area. Flood with water, avoid breathing fumes. Dispose of contaminated container in approved landfill or bury in a safe place.



6" size sticks

- Slow dissolving.
- Totally soluble.
- Protects against bacteria and algae.
- Stabilized (Sun Shielded) for extended chlorine life.

For use in skimmers, flow-through and floating feeders. **DO NOT** add directly into pool: Avoid metal objects.

DIRECTIONS FOR POOL USE

It is a violation of Federal law to use this product in any manner inconsistent with its labeling.

For use in skimmers, flow-through and floating feeders **DO NOT** add directly into pool. Avoid metal objects.

One stick (about 8 oz) will provide approximately 5 p.p.m. of available chlorine in 10,000 gallons of water.

START UP

In a clean pool with no visible algae, bring chlorine residual to 1 to 1.5 p.p.m. as follows:

1. Add "Shielded" dry chlorinating compound GRANULES as directed on the label for that product.
2. Test for chlorine residual, using a suitable test kit.
3. If chlorine residual is below 1 p.p.m., continue to add the GRANULES as directed on the label until this level is reached. Follow directions on the label for that product.

The day after your chlorine residual reaches 1 to 1.5 p.p.m., use cyanuric acid according to label directions to stabilize your pool.

Adjust pH to the ideal range of 7.2 to 7.6.

REGULAR CARE

Use 1 stick for each 10,000 gallons every other day, or as needed to maintain your chlorine residual from 1 to 1.5 p.p.m. Frequency of application will depend upon number of people swimming, water temperature and other conditions.

ADDITIONAL POOL CARE RECOMMENDATIONS

pH—Maintaining pH in the ideal range of 7.2 to 7.6 is extremely important for full benefit of your chlorine and swimming comfort. Test for pH at least once a week with a suitable test kit. Adjust pH as necessary.

SUPERCHEMORINATION—To keep your water sparkling clean, get "Shielded" dry chlorinating compound GRANULES and use as directed on the label.

If algae appears, treat your pool with sodium hypochlorite pool treatment solution. Read and carefully observe the precautionary statements and all other information appearing on labeling for all pool products.

Before swimming, allow the pool to stand until the chlorine residual drops to 3 p.p.m.

STORAGE AND DISPOSAL

Keep product dry in tightly closed container when not in use. Store in a cool, dry, well-ventilated area away from heat or flame. Do not reuse empty container. Rinse empty container thoroughly with water to dissolve all material before discarding. Place in a trash collection or dispose in approved landfill area, or bury in a safe place. **IN CASE OF CONTAMINATION OR DECOMPOSITION**, do not reuse container. If possible isolate container in open air or well-ventilated area. Flood with large volume of water, avoid breathing fumes. Dispose of contaminated material in an approved landfill or bury in a safe place.

PRECAUTIONARY STATEMENTS

Hazard To Humans and Domestic Animals

DANGER: Highly corrosive. Causes skin and eye damage. May be fatal if swallowed. Do not get in eyes, on skin or on clothing. Wear goggles or face shield, rubber gloves and use clean, dry utensils when handling. Irritating to nose and throat. Avoid breathing dust or fumes. Remove and wash contaminated clothing before reuse.

FIRST AID (PRACTICAL TREATMENT)

If swallowed: Feed large amounts of milk and/or water and induce vomiting. Call a physician immediately.

If on Skin: Brush off excess chemical and flush skin with cold water for at least 15 minutes. If irritation persists, get medical attention.

If in Eyes: Flush with cold water for at least 15 minutes. Get immediate medical attention.

If inhaled: Remove person to fresh air. Get immediate medical attention.

PHYSICAL AND CHEMICAL HAZARDS

STRONG OXIDIZING AGENT. Use only clean, dry utensils. Mix only with water. Do not add this product to any dispensing device containing remnants of any other product. Contamination with moisture, dirt, organic matter, or other chemicals (including pool chemicals) may start a chemical reaction with generation of heat, liberation of hazardous gases, and possible generation of fire and explosion. Avoid any contact with flammable or burning material, such as a lit cigarette.

ENVIRONMENTAL HAZARDS

This product is toxic to fish. Do not discharge into lakes, streams, ponds, or public waters unless in accordance with an NPDES Permit for guidance contact the regional office of EPA.

TO DETERMINE POOL CAPACITY:

Rectangular Pools: Multiply length x width x average depth x 7.5 = pool capacity (U.S. gallons).

Round Pools: Multiply radius (1/2 diameter) x radius x average depth x 23.6 = pool capacity (U.S. gallons).

In case of emergency involving this product, call collect, day or night, (314) 694-1000.

MONSANTO COMPANY
St. Louis, Missouri 63166 U.S.A.

