

**LASSO<sup>®</sup>**  
**Herbicide by Monsanto**

Emulsifiable herbicide for weed control in corn, soybeans, peanuts, grain sorghum (milo), and crops listed.

**RESTRICTED USE PESTICIDE**

due to oncogenicity. For retail sale to and use only by Certified Applicators or persons under their direct supervision and only for those uses covered by the Certified Applicator's certification.

The use of this product may be hazardous to your health. This product contains alachlor, which has been determined to cause tumors in laboratory animals.

In case of an emergency involving this product or for user safety information on this product, call collect, day or night, (314) 694-4000.

**Complete Directions for Use**

EPA Reg. No. 524-314

For use of this product in California see page \_\_\_\_\_

~~1991-1~~  
~~1992-1~~

~~843.41-002.50/53~~  
~~843.41-002.63/53~~

Read each of these sections of this label for essential product performance information.

**PRECAUTIONARY STATEMENTS**

**GENERAL INFORMATION**

**MIXING, SPRAYING AND  
HANDLING INSTRUCTIONS**

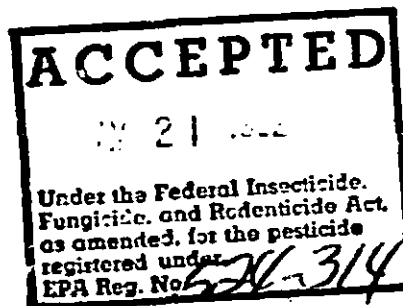
**FLUID FERTILIZER  
COMPATIBILITY TEST**

**APPLICATION INFORMATION**

**CULTIVATION INFORMATION**

**WEED CONTROL WITH LASSO**

**CROPS**



Use only according to label instructions.

Read "LIMIT OF WARRANTY AND LIABILITY" before buying or using. If terms are not acceptable, return at once unopened.

Reformulation is prohibited.

#### **LIMIT OF WARRANTY AND LIABILITY**

This Company warrants that this product conforms to the chemical description on the label and is reasonably fit for the purposes set forth in the Complete Directions for Use label booklet ("Directions") when used in accordance with those Directions under the conditions described therein. NO OTHER EXPRESS WARRANTY OR IMPLIED WARRANTY OF FITNESS FOR PARTICULAR PURPOSE OF MERCHANTABILITY IS MADE. This warranty is also subject to the conditions and limitations stated herein.

Buyer and all users shall promptly notify this Company of any claims whether based in contract, negligence, strict liability, other tort or otherwise.

Buyer and all users are responsible for all loss or damage from use or handling which results from conditions beyond the control of this Company, including, but not limited to, incompatibility with products other than those set forth in the Directions, unusual weather, weather conditions which are outside the range considered normal at the application site and for the time period when the product is applied, as well as weather conditions which are outside the application ranges set forth in the Directions, application in any manner not explicitly set forth in the Directions, moisture conditions outside the moisture range specified in the Directions, or the presence of products other than those set forth in the Directions in or on the soil, crop or treated vegetation.

THE EXCLUSIVE REMEDY OF THE USER OR BUYER, AND THE LIMIT OF THE LIABILITY OF THIS COMPANY OR ANY OTHER SELLER FOR ANY AND ALL LOSSES, INJURIES OR DAMAGES RESULTING FROM THE USE OR HANDLING OF THIS PRODUCT (INCLUDING CLAIMS BASED IN CONTRACT, NEGLIGENCE, STRICT LIABILITY, OTHER TORT OR OTHERWISE) SHALL BE THE PURCHASE PRICE PAID BY THE USER OR BUYER FOR THE QUANTITY OF THIS PRODUCT INVOLVED, OR, AT THE ELECTION OF THIS COMPANY OR ANY OTHER SELLER, THE REPLACEMENT OF SUCH QUANTITY, OR, IF NOT ACQUIRED BY PURCHASE, REPLACEMENT OF SUCH QUANTITY. IN NO EVENT SHALL THIS COMPANY OR ANY OTHER SELLER BE LIABLE FOR ANY INCIDENTAL, CONSEQUENTIAL OR SPECIAL DAMAGES.

Buyer and all users are deemed to have accepted the terms of this LIMIT OF WARRANTY AND LIABILITY which may not be varied by any verbal or written agreement.

**APPENDIX**

**APPLICATION INFORMATION**

**BAND TREATMENT  
GROUND BROADCAST TREATMENT  
CHEMIGATION  
AERIAL APPLICATION  
APPLICATION WITH  
  DRY BULK FERTILIZER  
APPLICATION TIMING & METHODS**

**DIRECTIONS FOR USE**

**BEANS, DRY (all types)**

**LASSO**

**LASSO + Eptam**

**LASSO + Treflan**

**BEANS, LIMA (green)**

**LASSO**

**BEANS, MUNG**

**BEANS, RED KIDNEY types only**

**LASSO**

**CORN (all types)**

**LASSO**

**LASSO + Atrazine**

**LASSO + Atrazine + Bladex**

**LASSO + Atrazine + Linuron**

**LASSO + Atrazine + Prowl**

**LASSO + Banvel**

**LASSO + Bladex**

**LASSO + Bladex + Prowl**

**LASSO + Marksman**

**LASSO + Princep**

**CORN, FIELD CORN OR SILAGE**

**CORN, CONSERVATION OR MINIMUM**

**TILLAGE SYSTEMS**

**At-Planting Applications**

**LASSO**

**LASSO + Atrazine**

**LASSO + Bladex**

**LASSO + Princep**

**LASSO + Atrazine + Bladex**

**LASSO + Atrazine + Princep**

**Early-Preplant Application**

**LASSO + Atrazine**

**LASSO + Atrazine + Roundup OR**

**Gramoxone Extra**

**LASSO + Roundup**

**GRAIN SORGHUM (MILO)**

**LASSO**

**LASSO + Atrazine**

**GRAIN SORGHUM (MILO),**

**CONSERVATION OR MINIMUM TILLAGE**

**SYSTEMS**

**LASSO**

**LASSO + Atrazine**

**At-Planting Applications**

**LASSO**

**LASSO + Atrazine**

**LASSO + Gramoxone Extra**

**LASSO + Roundup**

**LASSO + Atrazine +**

**Gramoxone Extra**

**LASSO + Atrazine + Roundup**

**PEANUTS**

**LASSO**

**SOYBEANS**

**LASSO**

**LASSO + Canopy**

**LASSO + Command**

**LASSO + Gemini**

**LASSO + Lexone or Sencor**

**LASSO + Linuron**

**LASSO + Lorox Plus**

**LASSO + Preview**

**LASSO + Sceptor**

**LASSO + Treflan**

**SOYBEANS, CONSERVATION OR**

**MINIMUM TILLAGE SYSTEMS**

**LASSO + Gramoxone Extra**

**LASSO + Roundup**

**LASSO + Canopy + Roundup OR**

**Gramoxone Extra**

**LASSO + Gemini + Roundup OR**

**Gramoxone Extra**

**LASSO + Lexone or Sencor +**

**Roundup OR**

**Gramoxone Extra**

**LASSO + Linuron + Roundup OR**

**Gramoxone Extra**

**LASSO + Lorox Plus + Roundup OR**

**Gramoxone Extra**

**LASSO + Preview + Roundup OR**

**Gramoxone Extra**

**LASSO + Sceptor + Roundup OR**

**Gramoxone Extra**

**FLUID FERTILIZER COMPATIBILITY TEST**

**GENERAL INFORMATION**

**INGREDIENTS**

**LIMIT OF WARRANTY & LIABILITY**

**MIXING, SPRAYING & HANDLING**

**INSTRUCTIONS**


**PRECAUTIONARY STATEMENTS**

**SOIL TEXTURE**

**STORAGE & DISPOSAL**

**WEEDS CONTROLLED WITH LASSO**

**WOODY ORNAMENTALS**



Hazards to Humans  
and Domestic Animals

Keep out of reach of children.

**DANGER!**

~~CAUSES EYE BURNS AND SKIN IRRITATION.~~ **CORROSIVE. CAUSES**  
**IRREVERSIBLE EYE DAMAGE.**  
**CAUSES SKIN IRRITATION.**  
**MAY CAUSE RESPIRATORY TRACT IRRITATION.**  
**HARMFUL IF SWALLOWED.**  
**MAY CAUSE ALLERGIC SKIN REACTION.**

Do not get in eyes, on skin or on clothing.

Avoid breathing vapor or spray mist.

Wear goggles or face shield, rubber gloves, long trousers, long-sleeved shirt or jacket of tightly woven material along with boots high enough to cover ankles when transferring and mixing, and when adjusting, repairing or cleaning equipment. Wear rubber boots when pouring from open containers or when reentry is made into fields following application of this product through center pivot irrigation systems and when the field is still wet. Clothing which comes in contact with Lasso® must be washed before reuse. Clothing or other materials which become drenched with the concentrated pesticide must be disposed of in a sanitary landfill, by incineration or, if allowed by state and local authorities, by burning. If burned, stay out of smoke.

Wash thoroughly with soap and water after handling.

**FIRST AID: IF IN EYES, immediately flush with plenty of water for at least 15 minutes. Call a physician Get medical attention.**

**IF ON SKIN, immediately flush with plenty of water while removing contaminated clothing. As soon as soap is available, wash skin thoroughly with soap and water. Wash clothing before reuse. Sensitized persons should avoid further contact and reuse of contaminated clothing. Get medical attention.**

**IF SWALLOWED, do NOT induce vomiting. Give large quantities of water. Get medical attention. NEVER GIVE ANYTHING BY MOUTH TO AN UNCONSCIOUS PERSON.**

**NOTE TO PHYSICIAN: Probable mucosal damage may contraindicate the use of gastric lavage.**

**IF INHALED, remove to fresh air. Get medical attention if breathing difficulty develops.**

**In case of emergency involving this product, Call Collect, day or night, (314) 694-4000.**

## Environmental Hazards

This chemical has been identified in limited ground water sampling and there is the possibility that it can leach through the soil to ground water, especially where soils are coarse and ground water is near the surface. Following application, and during rainfall events that cause runoff, this chemical may reach surface water bodies including streams, rivers and reservoirs.

Care must be taken when using this product to prevent back siphoning into wells, spills or improper disposal of excess pesticide, spray mixtures or rinsates.

Check valves or antisiphoning devices must be used on all mixing and/or irrigation equipment. Disposal of excess pesticide, spray mixtures or rinsate should be according to label use instructions or according to the state pesticide or environmental control agency or the hazardous waste representative at the nearest EPA regional office.

~~Do not apply directly to water, to areas where surface water is present or to intertidal areas below the mean high water mark, or wetlands. Do not contaminate water when disposing of equipment washwaters.~~

## Physical or Chemical Hazards

**COMBUSTIBLE.**

Do not use or store near heat or flame.

Use only with adequate ventilation.

In case of:

FIRE, use water spray, foam, dry chemical or CO<sub>2</sub>.

~~SPILL or LEAK, flush area with water spray soak up, remove and keep away from humans and domestic animals.~~

**ACTIVE INGREDIENT:**

\*Alachlor..... 45.1%

**INERT INGREDIENTS:**..... 54.9%

100.0%

Contains petroleum distillates.

\* Contains 480 grams/litre or 4 pounds/gallon of 2-chloro-2',6'-diethyl-N-(methoxymethyl)acetanilide.

~~[[©Lasso is a registered trademark of Monsanto Company.]]~~

## DIRECTIONS FOR USE

It is a violation of Federal law to use this product in any manner inconsistent with its labeling.

## Storage and Disposal

disposal.

**STORAGE:**

STORE ABOVE 32°F TO KEEP PRODUCT IN SOLUTION.

Below 32°F crystals may form and settle to the bottom. If crystals form, place in a warm room and roll and/or shake the container frequently to redissolve before using. For bulk containers, see the container label for alternate storage information.

**DISPOSAL:**

Wastes of this pesticide may cause eye burns and skin irritation and may be dangerous. Improper disposal of excess pesticide, spray mixtures, or rinsate is a violation of Federal law. If these wastes cannot be disposed of according to label use instructions, contact your State Pesticide or Environmental Control Agency, or the Hazardous Waste representative at the nearest EPA Regional Office for guidance.

Emptied container retains vapor and product residue. Observe all labeled safeguards until container is cleaned, reconditioned or destroyed.

(See the individual container label for disposal information.)

**GENERAL INFORMATION**

Lasso herbicide is recommended for control of yellow nutsedge and the annual grasses and broadleaf weeds listed in the "WEEDS CONTROLLED" section of this label. This product may be applied either as a surface application before or after planting or shallowly incorporated prior to planting to blend the herbicide treatment into the upper 1 to 2 inches of soil. ~~Except for minimum or conservation tillage systems,~~ The seedbed should be fine, firm and free of clods and trash when tillage is performed.

Read and carefully observe precautionary statements and all other information appearing on the labeling of all products used in mixtures and sequential treatments.

Do not flood irrigate following application of this product or tank mixtures. This product will not control emerged seedlings.

Do not apply when conditions favor drift.

Use of this product not consistent with this label may result in injury to persons, animals or crops, or other unintended consequences. Keep container closed to prevent spills and contamination.

Flush sprayer with clean water after use.

~~Lasso is a registered trademark of Monsanto Company.~~



## SOIL TEXTURE

Applicators should evaluate soil and weed conditions carefully to assure that they choose the lowest effective label rate.

The recommended use rates of this product and the other herbicides labeled for use in tank mixtures with this product generally vary with soil texture. Unless soil texture is specifically named, rate tables throughout this label refer to only three soil texture groups: coarse, medium and fine. The following is a complete listing of soil textures included in each of these three soil textural groups:

---

| SOIL TEXTURAL GROUP | SOIL TEXTURE   |
|---------------------|--|
| COARSE:             | sand, loamy sand, sandy loam                             |
| MEDIUM:             | loam, silt loam, silt, sandy clay loam                   |
| FINE:               | silty clay loam, clay loam, sandy clay, silty clay, clay |

---

Refer to the above table to determine the corresponding soil textural group for the soil to be treated.

### MIXING, SPRAYING AND HANDLING INSTRUCTIONS

#### NOTE

The use of a mechanical transfer system is required to be used by all mixer/loaders and/or applicators who treat 300 acres or more annually with pesticides containing alachlor as an active ingredient.

Direct contact or exposure to Lasso or spray mixtures of Lasso should be minimized. The following instructions for transfer, mixing, cleaning or repairing equipment should be followed in order to minimize this exposure. Review the protective clothing requirements as listed in the Precautionary Statements section of this label (front panel) and do not use this product until you have the necessary protective clothing.

#### 2.5 Gallon Containers

Open pouring from these containers can result in exposure from splashing or spilling. Special care in lifting and pouring are strongly recommended.

#### 55 Gallon and Bulk Containers

Open pouring from these containers can result in exposure from splashing or spilling and is not recommended. This product should be transferred from these containers to the mix or spray tank using

pumps or transfer probes. The probe or pump should not be removed from the container or disconnected until the container is emptied and rinsed. Use the pump or probe system to rinse the empty container and transfer the rinsate directly to the mix or spray tank.

### Equipment Cleaning & Repair

Cleaning and repair of transfer systems and application equipment is a source of exposure to this product. Care should be taken to minimize exposure during cleaning and repair of transfer systems and application equipment. Whenever possible, these systems or equipment should be rinsed before being cleaned or repaired.

When repairs must be made during transfer or application, the equipment should be shut down, and special care taken to avoid contact with the pesticide.

---

Always predetermine the compatibility of Lasso or labeled tank mixtures of Lasso with water carrier or sprayable fluid fertilizer carrier by mixing small proportional quantities in advance. See the "STANDARD SPRAYABLE FLUID FERTILIZER COMPATIBILITY TEST" section in this label to determine the compatibility of this product and the labeled tank mixtures recommended for use with sprayable fluid fertilizer carrier. NOTE: Lasso and all tank mixtures listed for corn, sorghum and soybeans in the "DIRECTION FOR USE" section may be applied in sprayable fluid fertilizers. DO NOT apply Lasso or labeled tank mixtures of Lasso in sprayable fluid fertilizers or any other crops.

Mix Lasso or labeled tank mixtures of Lasso with the appropriate carrier as follows:

1. Place a 20 to 35 mesh screen or wetting basket over filling port.
2. Through the screen, fill the sprayer tank one-half full with the appropriate carrier.
3. If a compatibility agent is necessary to improve mixing or to prevent the formation of undesirable and unsprayable gels or precipitates, while agitating add it to the carrier already in the tank. Use only compatibility agents, cleared by FDA for this use. Read and follow all directions for use, cautionary statements and all other information appearing on the selected compatibility agent label. Check for adequate agitation.
4. If a wettable powder or dry flowable formulation is used, make a slurry with water and add it slowly through the screen into the tank. Continue agitation.
5. If a flowable formulation is used, add slowly through screen into the tank. Mixing and compatibility may be improved when flowable is premixed one part flowable with one part water and added to the tank in diluted form.

- 7/5/11
6. Add Lasso slowly through the screen into the tank. Mixing and compatibility may be improved when this product is prediluted with two parts of water and added to the tank in diluted form.
  7. Complete filling the sprayer tank with carrier. If Roundup® herbicide or Gramoxone™ Extra is used, add the required amount near the end of the filling process. Remove hose from tank immediately after filling to avoid siphoning back into the carrier source.

Maintain good agitation at all times until the contents of the tank are sprayed. NOTE: If spray mixture is allowed to settle at any time thorough agitation is required to resuspend the mixture before spraying is resumed.

Keep by-pass line on or near bottom of tank to minimize foaming. Screen size in nozzle or line strainers should be ~~no finer than~~ 50 mesh. Carefully select proper nozzle to avoid spraying a fine mist. Check for even distribution of spray droplets. To reduce loss of the chemical due to drift of a fine mist, apply at nozzle pressures below 40 psi.

®Roundup is a registered trademark of Monsanto Company.  
™Gramoxone is a trademark of ICI Americas Inc.

#### STANDARD SPRAYABLE FLUID FERTILIZER COMPATIBILITY TEST

Herbicides may not always mix evenly throughout a sprayable fluid fertilizer or the components may separate too quickly to make their combined use of practical value. This may be due to certain characteristics of the different fluid fertilizers. A simple test using small quantities of the components is suggested to provide compatibility potential.

The test follows:

##### A. Materials Required For A Compatibility Test

1. Two one-quart jars with lid or stopper (marked "with" and "without").
2. TEASpoons (for a more exacting test, a five to ten milliliter (ml) pipette or graduated cylinder is desirable).
3. Sprayable fluid fertilizer to be tested.
4. The herbicide chemicals to be mixed.
5. A compatibility agent (the purpose of the adjuvant is to help keep the fertilizer and crop protection chemical in suspension, if this assistance is needed.)

##### B. Procedure

1. Add one pint of the sprayable fluid fertilizer that will be used or other herbicide carrier to each jar marked "with" and "without".

**Add One Pint Liquid Fertilizer  
To Two Quart Jars.**

**WITH**

**WITHOUT**

2. To the jar marked "with", add 1/4 TEASpoon or 1.2 milliliters of a suitable compatibility agent; shake gently for five to ten seconds to mix (1/4 TEASpoon in one pint is the equivalent of two pints per 100 gallons of liquid fertilizer).

**To Jar Marked "With"  
Add Compatibility Agent  
And Shake to Mix.**

**WITH**

**WITHOUT**

3. To each jar add the appropriate amount of herbicide(s) listed in the following tables. If more than one is used, add them separately with the wettable powders or dry flowables added first, flowables second and liquid last. Shake gently five to ten seconds after each addition.

**Add Herbicide(s) To Both Jars  
And Shake to Mix.**

**WITH**

**WITHOUT**

**Amount to Be  
Added Per Pint Of  
Sprayable Fluid Fertilizer  
(Assuming Volume is 25 gal/A)**

| HERBICIDE     | RATE/A | Level<br>TEASpoons |
|---------------|--------|--------------------|
| Wettable      | 1 lb.  | = 1.5              |
| Powders       | 2 lb.  | = 3                |
| or            | 3 lb.  | = 4.5              |
| Dry Flowables | 4 lb.  | = 6                |
|               | 5 lb.  | = 7.5              |

| HERBICIDE       | RATE/A   | Level<br>TEASpoons | Milliliters |
|-----------------|----------|--------------------|-------------|
| Emulsifiable    | 1 pint   | = 0.5              | or 2.4      |
| Concentrates or | 1 quart  | = 1                | or 4.7      |
| Flowables or    | 2 quarts | = 2                | or 9.5      |
| Liquids or      | 3 quarts | = 3                | or 14.2     |
| Solutions       | 1 gallon | = 4                | or 19.0     |
|                 | 5 quarts | = 5                | or 23.8     |

This compatibility test is designed for 25 gallons of spray per acre. For changes in spray volume or herbicide rate, make

appropriate changes in the ingredients of the test. Regardless of spray volume, the amount of compatibility agent should be equal to two or three pints (two pints = 1/4 TEASpoon or 1.2 milliliters, three pints = 3/8 TEASpoon or 1.8 milliliters per pint of sprayable fluid fertilizer) per 100 gallons of liquid fertilizer.

### **C. Observations and Decisions**

- 1. If the herbicide(s) and the sprayable fluid fertilizer are compatible.**
- 2. If a compatibility agent is necessary.**

Five minutes after the final addition and mixing, observe both jars for the formation of large flakes, sludge, gels or other precipitates. Observe if the herbicide(s) cannot be physically mixed with the liquid fertilizer but remains as small oily particles in the solution.

If incompatibility in any form described above occurs in the jar "with" the compatibility agent added, the liquid fertilizer and the herbicide(s) should not be used together in the same spray tank.

If incompatibility as described above occurs in the jar "without" the adjuvant but not in the jar "with" adjuvant, the use of a compatibility adjuvant is recommended.

Both jars should be allowed to stand and be observed periodically for one-half hour. If the separate layers of liquid fertilizer and additives can be resuspended by shaking, commercial application is possible. An emulsifiable concentrate normally will go to the top after standing; wetttable powders will either settle to the bottom of the tank or jar, or float to the top, depending upon the density of the fertilizers.

If the herbicide(s) is compatible with fluid fertilizer in the foregoing test without having to use a compatibility agent, fluid fertilizer may be used for the premixing. If it is not compatible without the compatibility agent, the herbicide(s) should be premixed with water before adding to the spray tank.

## APPLICATION INFORMATION

### APPLICATION SYSTEMS

**Ground Broadcast Treatment**—Apply this product and the labeled tank mixtures in 10 or more gallons of solution per acre using broadcast boom equipment. The carrier may be either water or sprayable fluid fertilizer as specified for the crop to be treated in the "DIRECTIONS FOR USE" section of this label. Do not apply during periods of gusty winds, when winds are in excess of 15 mph or when other conditions favoring drift exist.

**Band Treatment**—Apply a broadcast equivalent rate and volume per acre. To determine these:

|                                |   |  |           |   |           |
|--------------------------------|---|--|-----------|---|-----------|
| Band width<br><u>in inches</u> |   |  | Broadcast |   | Band RATE |
| Row width                      | x |  | RATE      | = | per acre  |
| in inches                      |   |  | per acre  |   |           |

|                                |   |  |           |   |             |
|--------------------------------|---|--|-----------|---|-------------|
| Band width<br><u>in inches</u> |   |  | Broadcast |   | Band VOLUME |
| Row width                      | x |  | VOLUME    | = | per acre    |
| in inches                      |   |  | per acre  |   |             |

### CHEMIGATION

Apply this product and labeled tank mixtures only through center pivot irrigation systems. Do not apply this product through any other type of irrigation system.

Crop injury, lack of effectiveness, or illegal pesticide residues in the crop can result from nonuniform distribution of treated water. Use only in systems that apply uniformly.

If you have questions about calibration, you should contact State Extension Service specialists, equipment manufacturers or other experts.

Do not chemigate through systems connected to a public water system.

A person knowledgeable of the chemigation system and responsible for its operation, or under the supervision of the responsible person, shall shut the system down and make necessary adjustments should the need arise. Do not apply when system connections or fittings leak, when nozzles do not provide uniform distribution or when the line containing the product must be dismantled and drained.

The system must contain a functional check valve, vacuum relief valve, and low pressure drain appropriately located on the irrigation pipeline to prevent water source contamination from back flow.

15-2-11

The pesticide injection pipeline must contain a functional, automatic, quick-closing check valve to prevent the flow of fluid back toward the injection pump.

The pesticide injection pipeline must also contain a functional, normally closed, solenoid operated valve located on the intake side of the injection pump and connected to the system interlock to prevent fluid from being withdrawn from the supply tank when the irrigation system is either automatically or manually shut down.

The system must contain functional interlocking controls to automatically shut off the pesticide injection pump when the water pump motor stops.

The irrigation line or water pump must include a functional pressure switch which will stop the water pump motor when the water pressure decreases to the point where pesticide distribution is adversely affected.

Systems must use a metering pump, such as a positive displacement injection pump (e.g., diaphragm pump) effectively designed and constructed of materials that are compatible with pesticides and capable of being fitted with a systems interlock. Pumps, injection equipment, agitation equipment, hoses and connections between supply tank and the point of injection must be constructed of materials which are resistant to Lasso.

Do not apply when wind speed favors drift beyond the area intended for treatment.

Meter Lasso herbicide or a labeled tank mixture of Lasso into the center pivot irrigation system after planting and before crop emergence. Herbicide application should be made in 1/3 to 3/4 inch of water per acre. Do not apply in more than 3/4 inch of water per acre under any conditions or reduced performance may occur. On very sandy soils (more than 60 percent sand and less than 1 percent organic matter), apply these herbicides in a maximum of 1/2 inch water per acre. Good agitation must be maintained during the entire application period. Flush the system with water when application is complete. Refer to the "MIXING, SPRAYING AND HANDLING INSTRUCTIONS" section of the label for mixing procedures.

NOTE: Applications can be made by injection through center pivot irrigation equipment only when specified for the crop to be treated in the "DIRECTIONS FOR USE" section of this label. Do not apply this product or any labeled tank mixture through center pivot irrigation unless the treatment is specifically recommended in this label for the crop to be treated.

Posting of areas to be chemigated is required when any part of a treated area is within 300 feet of sensitive areas such as residential areas, labor camps, businesses, day care centers, hospitals, in-patient clinics, nursing homes or any public area such as schools, parks, playgrounds or other public facilities not including public roads.

Posting must conform to the following requirement. Treated areas shall be posted with signs at all usual points of entry and along

likely routes of approach from the listed sensitive areas. When there are not usual points of entry, signs must be posted in the corners of the treated areas and in any other location affording maximum visibility to sensitive areas. The printed side of the sign should face away from the treated area towards the sensitive area. Signs must be posted prior to application and must remain posted until foliage has dried and soil surface water has disappeared. Posting signs may be obtained from your local farm chemical dealer.

**Aerial-Fixed wing; helicopter**-Apply the recommended rates of this product or approved tank mixtures in 3 to 10 gallons of water per acre. **AVOID DRIFT - DO NOT APPLY DURING INVERSION CONDITIONS, WHEN WINDS ARE GUSTY, OR UNDER ANY OTHER CONDITION WHICH WILL ALLOW DRIFT.** Coarse sprays are less likely to drift; therefore, do not use nozzles or nozzle configurations which dispense spray or fine spray droplets. Do not angle nozzles forward into the airstream and do not increase spray volume by increasing nozzle pressure. Ensure uniform application. To avoid streaked, uneven or overlapped application, use mechanical marking systems only; **HUMAN FLAGGERS PROHIBITED!**

**Application with Dry Bulk Fertilizer**-The herbicide-dry fertilizer impregnation process (In-Plant and On-Board systems) must be completed only by commercial fertilizer or chemical dealerships properly equipped for this procedure. Contact Monsanto Company for additional information regarding recommended equipment and methods for herbicide-fertilizer impregnation applications.

Dry bulk fertilizer may be impregnated with Lasso or the tank mixtures of Lasso plus atrazine or Lasso plus Bladex<sup>TM</sup> on corn, Lasso or the tank mixture of Lasso plus atrazine on grain sorghum, and Lasso or the tank mixtures of Lasso plus Lexone<sup>TM</sup> or Lasso plus Sencor<sup>TM</sup> on soybeans. Lasso and these tank mixtures must be applied with 200 to 450 pounds of dry bulk fertilizer per acre and shallowly incorporated within 7 days prior to planting. On medium and fine textured soils in areas where soil incorporation is not planned; i.e., reduced tillage situations or in some conventional till situations, applications can be made up to 30 days before planting to allow moisture to move the herbicide-fertilizer mixture into the soil. On coarse textured soils, applications can be made up to 14 days prior to planting. The herbicide must be applied as recommended in this label for the crop, weed and soil type. Refer to the table for broadcast rate per acre in the appropriate crop section of this label to determine the recommended rate per acre for the herbicide treatment to be applied.



The following table provides a reference to determine the amount of LIQUID herbicide to be mixed per ton of dry bulk fertilizer for a range of herbicide recommendations for fertilizer rates per acre:

| Fertilizer Rate (Lb/Acre) | Acres Covered (Per Ton) | RECOMMENDED QUARTS LIQUID HERBICIDE/ACRE             |      |      |      |
|---------------------------|-------------------------|--|------|------|------|
|                           |                         | 1.5<br>(Quarts of Herbicide/Ton Dry Bulk Fertilizer) | 2    | 2.5  | 3    |
| 200                       | 10                      | 15   | 20   | 25   | 30   |
| 250                       | 8                       | 12   | 16   | 20   | 24   |
| 300                       | 6.7                     | 10   | 13.3 | 16.7 | 20   |
| 350                       | 5.7                     | 8.6  | 11.4 | 14.3 | 17.1 |
| 400                       | 5                       | 7.5  | 10   | 12   | 15   |
| 450                       | 4.5                     | 6.7  | 8.9  | 11.1 | 13.3 |

To determine the amount of herbicide needed for rates not included in the preceding table, use the following formula:

$$\frac{\text{Recommended herbicide rate (lb. or qt.)/acre} \times 2000 \text{ pounds fertilizer/acre}}{\text{pounds or quarts of herbicide per ton of dry bulk fertilizer}} =$$

With the In-Plant system, mix and blend the dry fertilizer and herbicide mixture in a closed rotary drum-type mixer allowing sufficient time to ensure uniform coverage. Use at least one ton of dry fertilizer per mixing operation. Inject the herbicide into the drum over a minimum of a 2-minute period and allow at least 2 additional minutes mixing time to ensure uniformity. The nozzle used to spray the herbicide treatment must be placed inside the mixer to provide uniform spray coverage of the tumbling fertilizer.

If the dry fertilizer used has inadequate absorptive capacity, a highly absorptive material such as Agsorb™, MP-79™, Microcel™E, CropStar™ or Lasso II granules can be added to provide a free-flowing mixture. Contact Monsanto Company for specific guidelines with regard to the sequence of addition for the various components and the amount of drying agent to add to provide a free-flowing mixture.

When using CropStar or Lasso II granules as an absorptive material, refer to the table before for the correct rates. The Cropstar rate is the same as the Lasso II rate. If the total amount of Lasso liquid herbicide in the tank mixture to be impregnated exceeds 3.25 quarts per acre additional nonherbicidal absorptive material may be necessary to ensure a free flowing mixture.

1251

**POUNDS PLUS QUARTS OF HERBICIDE/ACRE TO  
IMPREGNATE ON DRY BULK FERTILIZER.**

**Recommended Total Lasso® Broadcast Rate/Acre**

|                   |                   | (Quarts)          |                   |                   |                   |
|-------------------|-------------------|-------------------|-------------------|-------------------|-------------------|
| 3                 |                   | 3.5               |                   | 4                 |                   |
| Lasso II<br>(Lbs) | Lasso<br>(Quarts) | Lasso II<br>(Lbs) | Lasso<br>(Quarts) | Lasso II<br>(Lbs) | Lasso<br>(Quarts) |
| 5                 | 2.25              | 5                 | 2.75              | 5                 | 3.25              |

The following table provides a partial list of dry fertilizers which may be impregnated with Lasso or tank mixtures of Lasso with other herbicides:

| Fertilizer                                 | Lasso® | Lasso<br>+<br>atrazine | Lasso<br>+<br>Bladex | or | Lasso<br>+<br>Lexone<br>or<br>SeiCor |
|--|--------|------------------------|----------------------|----|--------------------------------------|
| Ammonium sulfate<br>(21-0-0)               | Yes    | Yes                    | Yes                  |    | Yes                                  |
| Ammonium<br>phosphate-sulfate<br>(16-20-0) | Yes    | Yes                    | Yes                  |    | Yes                                  |
| Diammonium<br>phosphate<br>(18-46-0)       | Yes    | Yes                    | Yes                  |    | Yes                                  |
| Potassium chloride<br>(0-0-60)             | Yes    | Yes                    | Yes                  |    | Yes                                  |
| Potassium sulfate<br>(0-0-52)              | Yes    | Yes                    | Yes                  |    | Yes                                  |
| Single super-phosphate<br>(0-20-0)         | Yes    | No                     | No                   |    | Yes                                  |
| Treble super-phosphate<br>(0-46-0)         | Yes    | No                     | No                   |    | Yes                                  |
| *Urea (46-0-0)                             | Yes    | Yes                    | Yes                  |    | Yes                                  |

\* Some ureas may be phytotoxic when applied on corn. Use only ureas known to be safe to corn.

NOTE: DO NOT impregnate Lasso or tank mixtures of Lasso with other herbicides on fertilizers containing ammonium nitrate, potassium nitrate or sodium nitrate.

Spread the herbicide-dry fertilizer mixture uniformly with a properly calibrated dribble, pneumatic (air flow) or spin

applicator. When using spin applicators, the herbicide-dry fertilizer mixture must be spread at half-rate and overlapped 100 percent to obtain full rate and uniform distribution. Nonuniform spreading of the fertilizer-herbicide mixture may result in unsatisfactory weed control or crop injury.

<sup>TM</sup>Agsorb is a trademark of Oil Dri Corporation.

<sup>TM</sup>Bladex and Lexone are trademarks of E. I. du Pont de Nemours and Company.

<sup>TM</sup>Cropstar is a registered trademark of Monsanto Company.

<sup>TM</sup>Microcel is a trademark of Manville Products Corporation.

<sup>TM</sup>MP-79 is a trademark of Eagle Picher Industries, Inc.

<sup>TM</sup>Sencor is a trademark of the parent company of Farbenfabriken Bayer GmbH.

## APPLICATION TIMING AND METHODS

**Early Preplant Surface** - Some labeled tank mixtures of this product may be applied in no-till and other conservation tillage systems before weeds emerge and up 45 days before planting certain crops. Split applications can be made 30 to 45 days prior to planting, with 60 percent of the recommended broadcast rate applied initially and the remaining 40 percent applied at planting. Applications made less than 30 days prior to planting can be made either as a split or as a single application. Refer to the individual crop to determine if early preplant application is recommended. If weeds are present at the time of application, apply this product in tank mixture with an appropriate contact herbicide. Observe direction for use, precautions and restrictions on the label of the contact herbicide. During the planting operation, be careful not to move untreated soil to the surface or move treated soil out of the row, as weed control may be reduced.

**Preplant Incorporation**-This product and many of the labeled tank mixtures may be mixed into the soil using shallow incorporation equipment any time within 7 days prior to planting. Refer to the crop to be treated in the "DIRECTIONS FOR USE" section of this label to determine if preplant incorporation is recommended. Apply the recommended treatment rate to the soil surface as a broadcast application. Precipitation or irrigation is required to bring incorporated herbicide treatments into contact with germinating weed seedlings. The amount of precipitation or irrigation required depends on existing soil moisture, soil type and percent organic matter content, but 1/3 to 3/4 inch is normally adequate. If weeds emerge after treatment, rotary hoe or shallowly cultivate immediately to improve performance.

**NOTE:** Do not incorporate unless specifically recommended in this label for the crop and herbicide treatment selected. Incorporation of this product and its labeled tank mixtures on coarse soil types may reduce length of weed control due to leaching with rainfall or irrigation. ~~Incorporation is not recommended on coarse soils in the southeastern states.~~

**1-Pass Incorporation (Surface Blend™):** Shallowly incorporate (Surface Blend) the treatment into the upper 1 to 2 inches of the soil. Equipment should be operated at manufacturer's designed speed for incorporation to ensure adequate mixing and distribution of the herbicide treatment in the soil. Equipment design including any drag attachments must be adequate to avoid soil ridging which may result in streaked or reduced weed control. Soil conditions, including moisture content and crop residue levels, must be suitable to allow thorough and uniform mixing with the equipment used for 1-pass incorporation.

Contact Monsanto Company for additional information regarding recommended equipment and methods for Surface Blend application.

**2-Pass Incorporation:** When 2-pass incorporation is used, shallowly incorporate the herbicide treatment into the upper 1 to 2 inches of the soil with equipment set to work the soil NO DEEPER THAN 4

INCHES. The second pass must be made at an angle to and no deeper than the first pass to ensure proper distribution of the herbicide treatment in the soil.

**Preemergence Surface Application**—This product and all labeled tank mixtures except Lasso plus Command<sup>TM</sup>, Lasso plus Eptam<sup>TM</sup> and Lasso plus Treflan<sup>TM</sup> may be applied to the soil surface after planting and prior to either crop or weed emergence. Apply within 5 days of last preplant tillage. If weeds emerge after treatment, or if treatment is applied more than 5 days after last preplant tillage, rotary hoe or shallowly cultivate immediately to improve performance. Precipitation or overhead sprinkler irrigation is required after application to move the herbicide treatment into the weed germination zone. The amount of precipitation or overhead sprinkler irrigation required depends on existing soil moisture, soil type and percent organic matter content, but 1/3 to 3/4 inch is normally adequate. Performance is improved when moisture is received within 7 days after application and prior to weed emergence. High intensity or excessive rainfall or excessive irrigation after application may reduce control.

**Postemergence Surface Application**—This product and certain tank mixtures may be applied to specific crops at the ground cracking stage of the crop or after crop emergence. Refer to the specific treatment and crop intended in the "DIRECTIONS FOR USE" section of the label to determine if applications at cracking or postemergence to the crop are recommended and to determine the proper weed and crop growth stage limitations. Precipitation or overhead sprinkler irrigation is required after application to move the herbicide treatment into the weed germination zone to control unemerged weeds. The amount of precipitation or irrigation required depends on existing soil moisture, soil type and percent organic matter content, but 1/3 to 3/4 inch is normally adequate. If weeds emerge after treatment, rotary hoe or shallowly cultivate immediately to improve performance.

**Cultivation Information**—Delay cultivation after application for as long as possible unless weeds or grasses emerge. Shallowly cultivate or rotary hoe immediately if weeds or grasses emerge. If cultivation is necessary because of soil crusting or compaction, set equipment shallow and minimize lateral soil movement to avoid dilution or displacement of the herbicide treatment. If a band application is used and weeds have emerged in the treated band, set cultivator to throw soil into the row covering the band. On peanuts, do not throw soil into the row.

<sup>TM</sup>Command is a trademark of FMC Corporation.

<sup>TM</sup>Eptam is a trademark of ICI Americas Inc.

<sup>TM</sup>Surface Blend is a trademark of Monsanto Company.

<sup>TM</sup>Treflan is a trademark of DowElanco Products Company.

## WEEDS CONTROLLED

Applicators should evaluate soil and weed conditions carefully to assure that they choose the lowest effective label rate.

When applied as directed under conditions described, this product and tank mixtures of this product will control or reduce competition from the weeds listed. Refer to the crop on which treatment is intended to determine the rates and tank mixtures recommended.

For the scientific names of the weeds listed below, refer to the appendix at the end of this booklet.

The tank mixtures of Lasso plus atrazine, Lasso plus Bladex, Lasso plus Extrazine™ and Lasso plus Princep™ may not control triazine-resistant weeds as indicated in the tables below for these mixtures.

**NOTE: C=Control R=Reduced Competition**

### ANNUAL GRASSES

|  | Lasso® plus |   |   |   |   |   |   |
|--|-------------|---|---|---|---|---|---|
|  | a           | b | c | d | e | f | g |
| Barnyardgrass  | C           | C | C | C | C | C | C |
| Crabgrass  | C           | C | C | C | C | C | C |
| Cupgrass, woolly <sup>1</sup>                                    | R           | R | • | R | R | R | • |
| Foxtail: giant, green, robust<br>purple, robust white,<br>yellow | C           | C | C | C | C | C | C |
| Goosegrass   | C           | C | C | C | C | C | C |
| Johnsongrass, seedling <sup>2</sup>                              | R           | R | R | R | R | R | R |
| Millet, proso <sup>3</sup>                                       | C           | C | • | C | • | • | • |
| Panicum: browntop, fall  | C           | C | C | C | C | C | C |
| Panicum, Texas <sup>2</sup>                                      | R           | R | R | R | R | R | R |
| Rice, red <sup>5</sup>   | C           | C | • | C | C | C | • |
| Sandbur, Grassbur <sup>2,6</sup>                                 | R           | C | • | • | • | • | • |
| Shattercane, wild cane <sup>1</sup>                              | R           | R | • | R | R | R | • |
| Signalgrass, broadleaf   | C           | C | C | C | C | C | C |
| Sprangletop, red   | C           | C | C | C | C | C | C |
| Witchgrass   | C           | C | C | C | C | C | C |

**NOTE: C=Control R=Reduced Competition**

### ANNUAL BROADLEAVES

|                                  | Lasso® plus |   |   |   |   |   |   |
|----------------------------------|-------------|---|---|---|---|---|---|
|                                  | a           | b | c | d | e | f | g |
| Beggarweed, Florida <sup>2</sup> | R           | C | • | C | C | • | C |
| Carpetweed                       | C           | C | C | C | C | C | C |
| Cocklebur                        | •           | R | R | R | C | • | C |
| Coffeeweed, Hemp sesbania        | •           | • | • | • | C | • | C |

|   |   |   |   |   |   |   |   |
|---|---|---|---|---|---|---|---|
| Copperleaf, hophornbeam   | • | • | • | • | C | • | • |
| Galinsoga   | C | C | C | C | C | C | C |
| Groundcherry, annual  | • | C | • | • | C | • | C |
| Groundcherry, cutleaf <sup>7</sup>                                      | C | C | C | C | C | C | C |
| Jimsonweed  | • | C | • | • | C | C | C |
| Kochia  | • | C | • | • | • | • | • |
| Lambsquarters <sup>2</sup>  | R | C | C | C | C | C | C |
| Morningglory: tall <sup>8</sup>   | • | R | R | R | C | • | C |
| pitted, ivyleaf <sup>8</sup> , entireleaf <sup>8</sup> ,<br>smallflower | • | • | • | • | C | • | C |
| Mustard   | R | C | • | C | C | • | C |
| Nightshade: black <sup>7</sup> ; hairy <sup>7</sup>                     | • | C | C | C | C | • | C |
| Pigweed, Carelessweed   | C | C | C | C | C | C | C |
| Purslane  | C | C | C | C | C | C | C |
| Pusley, Florida   | C | C | C | C | C | C | C |
| Ragweed, common <sup>2</sup>  | R | C | C | C | C | C | C |
| Ragweed, giant  | • | • | • | • | R | • | R |
| Sicklepod   | • | C | • | C | C | • | R |
| Sida, prickly; Teaweed <sup>2</sup>                                     | R | • | • | • | C | C | C |
| Smartweed <sup>2</sup>  | R | C | C | C | C | K | C |
| Starbur, bristly  | R | C | • | C | C | • | • |
| Sunflower, common   | • | • | • | • | R | • | • |
| Velvetleaf. Suttonweed <sup>8</sup>                                     | • | R | R | R | C | C | C |
| Waterhemp   | C | C | C | C | C | C | C |

**SEDGE**

|                               |   |   |   |   |   |   |   |
|-------------------------------|---|---|---|---|---|---|---|
| Nutsedge, yellow <sup>5</sup> | C | C | • | C | C | C | • |
|-------------------------------|---|---|---|---|---|---|---|

- a = Lasso<sup>®</sup>
- b = atrazine
- c = Banvel<sup>™</sup>
- d = Bladex<sup>™</sup>
- e = Canopy<sup>™</sup>
- f = Command<sup>™</sup>
- g = Gemini<sup>™</sup>

**ANNUAL GRASSES**

|  | Lasso® plus |   |   |   |   |   |   |
|--|-------------|---|---|---|---|---|---|
|  | a           | b | c | d | e | f | g |
| Barnyardgrass  | C           | C | C | C | C | C | C |
| Crabgrass  | C           | C | C | C | C | C | C |
| Cupgrass, woolly <sup>1</sup>                                    | •           | • | R | R | R | R | R |
| Foxtail: giant; green; robust<br>purple; robust white;<br>yellow | C           | C | C | C | C | C | C |
| Goosegrass   | C           | C | C | C | C | C | C |
| Johnsongrass, seedling <sup>2</sup>                              | R           | R | R | C | C | R | R |
| Millet, proso <sup>3</sup>                                       | •           | • | • | • | • | • | • |
| Panicum: browntop; fall  | C           | C | C | C | C | C | C |
| Panicum, Texas <sup>4</sup>                                      | R           | R | R | R | R | R | R |
| Rice, red <sup>5</sup>   | •           | • | C | C | C | C | C |
| Sandbur, Grassbur <sup>2,6</sup>                                 | •           | • | • | • | • | • | • |
| Shattercane, wild cane <sup>1</sup>                              | •           | • | R | R | R | R | R |
| Signalgrass, broadleaf   | C           | C | C | C | C | C | C |
| Sprangletop, red   | C           | C | C | C | C | C | C |
| Witchgrass   | C           | C | C | C | C | C | C |

**ANNUAL BROADLEAVES**

|   | Lasso® plus |   |   |   |   |   |   |
|---|-------------|---|---|---|---|---|---|
|   | a           | b | c | d | e | f | g |
| Beggarweed, Florida <sup>2</sup>  | •           | • | R | • | • | R | • |
| Carpetweed  | C           | C | C | C | C | C | C |
| Cocklebur   | •           | C | C | C | C | R | • |
| Coffeeweed  | •           | • | C | • | • | • | • |
| Copperleaf, hophornbeam   | •           | • | C | • | • | • | • |
| Galinsoga   | C           | C | C | C | C | C | C |
| Groundcherry, annual  | C           | C | C | C | C | C | • |
| Cutleaf <sup>7</sup>  | C           | C | C | C | C | C | C |
| Jimsonweed  | •           | C | C | C | C | R | • |
| Kochia  | •           | • | • | • | • | • | C |
| Lambsquarters <sup>2</sup>  | C           | C | C | C | C | C | • |
| Morningglory: tall <sup>8</sup> ,<br>pitted,<br>ivyleaf <sup>8</sup> , entireleaf <sup>8</sup> ,<br>smallflower | •           | R | R | R | R | • | • |
| Mustard   | C           | C | C | C | C | • | • |
| Nightshade: black <sup>7</sup> ; hairy <sup>7</sup>   | C           | C | C | C | C | C | C |
| Pigweed, Carelessweed   | C           | C | C | C | C | C | C |
| Purslane  | C           | C | C | C | C | C | C |
| Pusley, Florida   | C           | C | C | C | C | C | C |
| Ragweed, common <sup>2</sup>  | C           | C | C | R | C | C | • |
| Ragweed, giant  | •           | R | R | R | R | • | • |
| Sicklepod   | •           | • | • | • | R | R | • |
| Sida, prickly; Teaweed <sup>2</sup>   | C           | C | C | C | C | C | • |
| Smartweed <sup>2</sup>  | C           | C | C | C | C | C | • |
| Starbur, bristly  | •           | • | • | • | C | C | • |
| Sunflower, common   | •           | • | R | C | C | • | • |
| Velvetleaf, Buttonweed <sup>8</sup>   | R           | C | C | C | C | R | • |





- 7 Use a minimum of 2.5 quarts of Lasso per acre on coarse soils, or 3 quarts of Lasso per acre on medium and fine soils when used alone or in tank mixture with Banvel, Canopy, Command, Preview, Sencor/Lexone or Treflan for control of this weed.
- 8 For best results on these species when using Lasso plus Scepter tank mixture, use preplant incorporated treatments.

NOTE: The 3-way tank mixture of Lasso plus atrazine plus Bladex controls or reduces competition as specified for the respective weeds listed under the Lasso plus atrazine and Lasso plus Bladex recommendations.

Certain tank mixtures of Lasso and broadleaf herbicides may be combined with applications of Roundup herbicide or Gramoxone Extra for control of many emerged weeds prior to corn or soybean emergence. Refer to the Roundup or Gramoxone Extra label for a list of emerged weeds controlled by tank mixtures with these products.

<sup>TM</sup>Banvel is a trademark of Sandoz, Inc.

~~<sup>TM</sup>Basagran is a trademark of BASF Aktiengesellschaft Ludwigshafen am Rhein.~~

<sup>TM</sup>Canopy, Extrazine, Gemini, Lorox and Preview are trademarks of E.I. du Pont de Nemours and Company.

<sup>TM</sup>Princep is a trademark of Ciba-Geigy Corporation.

<sup>TM</sup>Pursuit and Scepter are trademarks of American Cyanamid Corporation.

Read each of these sections of this label for essential product performance information.

**USE THESE CONVENIENT SECTION MARKERS.**

---

**CROPS**

---

CORN  
GRAIN SORGHUM (MILO)  
SOYBEANS  
PEANUTS  
BEANS  
WOODY ORNAMENTALS

---

**CORN  
(All Types)**

---

When making applications on corn, do not make more than two applications per year or exceed a total of 6 quarts of Lasso per acre per year.

**LASSO**

Apply this product in water or sprayable fluid fertilizer solution for control of yellow nutsedge and the annual grasses and broadleaf weeds listed in the "WEEDS CONTROLLED" section of this label.

**APPROVED APPLICATION SYSTEMS**

Ground—Broadcast boom; banded

Aerial—Fixed wing; helicopter

Center Pivot Irrigation

Dry Bulk Fertilizer Impregnation

Reference: The "APPLICATION SYSTEMS" section of this label provides detailed information on the application of this product using the system selected.

**APPROVED APPLICATION METHODS**

**Preplant Incorporated**—Apply this product within 7 days prior to planting and shallowly incorporate or Surface Blend into the upper 1 to 2 inches of soil. Irrigation within 10 days following planting may improve weed control.

**Preemergence Surface**—Apply this product after planting, before crop and weed emergence and within 5 days after last preplant tillage operation.

**Postemergence Surface**—This product may be applied after crop emergence to reduce competition from weeds listed as controlled on this label. Apply before corn exceeds 5 inches in height. Do not exceed 4 quarts per acre or make postemergence applications to sweet corn.

Minimize herbicide contact with the corn foliage since leaf burn may occur. Subsequent growth or yield should not be affected.

Weeds which are emerged at time of application are not controlled by this product. If weeds are emerged at application, shallowly cultivate or rotary hoe immediately to improve performance. ~~DO NOT apply in sprayable fluid fertilizer after crop emergence. Postemergence applications with sprayable fluid fertilizer are not recommended because severe crop injury may occur.~~

**NOTE:** The highest levels of weed control will be obtained when applications are made prior to the emergence of the crop and weeds.

**Reference:** The "APPLICATION TIMING AND METHODS" section of this label provides detailed information and procedures for the application timing and method selected.

**Sequential Treatment**—This product may be applied as two sequential treatments for improved control of hard-to-control weeds. The combined total application rate for the two treatments must not exceed 6 quarts per acre per year. The second treatment must be applied before the corn exceeds 5 inches in height.

**RECOMMENDED RATES:** Refer to the following tables for the recommended broadcast treatment rates for this product. Applications which are not consistent with recommendations in this label may result in unsatisfactory weed control or crop injury.

**Preplant Incorporated Application Rates**

| SOIL<br>TEXTURAL<br>GROUP* | BROADCAST RATE PER ACRE (QUARTS)** |                              |
|----------------------------|------------------------------------|------------------------------|
|                            | Less than 3%<br>organic matter     | 3% or more<br>organic matter |
| Coarse                     | 2.5                                | 2.5                          |
| Medium                     | 2.5 to 3                           | 2.5 to 3                     |
| Fine                       | 2.5 to 3                           | 3 to 3.5                     |

\*Refer to the "SOIL TEXTURE" section of this label to determine the corresponding soil textural group for the soil to be treated.

\*\*Use the higher rate in the recommended range in areas of heavy weed infestations. Use 2.5 to 3.5 quarts per acre where furrow irrigation is used. Use a minimum of 3 quarts on coarse textured soils for control of yellow nutsedge or red rice. Rates may be increased to a maximum of 4 quarts on any soil

type when heavy infestations of yellow nutsedge or red rice are present.

On coarse soils with 10% or more organic matter use 4 to 6 quarts of Lasso herbicide per acre. On muck or peat soils use 6 quarts per acre.

**Preemergence Surface and Postemergence Surface Application Rates**

| SOIL<br>TEXTURAL<br>GROUP* | BROADCAST RATE PER ACRE (QUARTS)** |                              |
|----------------------------|------------------------------------|------------------------------|
|                            | Less than 3%<br>organic matter     | 3% or more<br>organic matter |
| Coarse***                  | 2 to 2.25                          | 2 to 2.25                    |
| Medium                     | 2 to 2.75                          | 2 to 2.75                    |
| Fine                       | 2 to 2.75                          | 2.5 to 3.25                  |

\*Refer to the "SOIL TEXTURE" section of this label to determine the corresponding soil textural group for the soil to be treated.

\*\*Use the higher rate in the recommended range in areas of heavy weed infestations. Use a minimum of 2.5 quarts of this product per acre on coarse soils and 3 to 4 quarts on medium or fine textured soils to control black or hairy nightshade.

\*\*\*When applied through center pivot irrigation or under sprinkler irrigation systems on coarse soils, use a minimum of 3 quarts per acre of this product.

NOTE: For postemergence surface treatment—When applied following Lasso or tank mixtures of Lasso, the total amount of Lasso applied alone or in combination must not exceed 6 quarts per acre per year. Do not apply in sprayable fluid fertilizer.

On coarse soils with 10% or more organic matter use 4 to 6 quarts of Lasso herbicide per acre. On muck or peat soils use 6 quarts per acre.

---

**LASSO® plus ATRAZINE  
(TANK MIXTURE)**

Apply this tank mixture in water or sprayable fluid fertilizer solutions for control of yellow nutsedge and the annual grasses and broadleaf weeds listed in the "WEEDS CONTROLLED" section of this label.

[[DO NOT graze treated area or feed treated forage to livestock for 21 days following application of this tank mixture.]]

## APPROVED APPLICATION SYSTEMS

Ground-Broadcast boom; banded

Aerial-Fixed wing; helicopter

Dry Bulk Fertilizer Impregnation

Reference: The 'APPLICATION SYSTEMS' section of this label provides detailed information on the application of this tank mixture using the system selected.

## APPROVED APPLICATION METHODS

**Preplant Incorporated**-Apply this tank mixture within 7 days prior to planting and shallowly incorporate or Surface Blend into the upper 1 to 2 inches of soil.

**Preemergence Surface**-Apply this tank mixture after planting, before crop and weed emergence and within 5 days after last preplant tillage operation.

**Postemergence Surface**-Apply this tank mixture after crop emergence until weeds reach the 2-leaf stage and the crop is no more than 5 inches tall. Applications made beyond the 2-leaf stage will not provide satisfactory weed control. Some leaf burn may occasionally occur when applied early postemergence to corn, but subsequent growth or yield should not be affected. Do not exceed 4 quarts per acre or make postemergence applications to sweet corn.

~~DO NOT apply in sprayable fluid fertilizer after crop emergence since crop injury may result.~~

~~Postemergence applications with sprayable fluid fertilizer are not recommended because severe crop injury may occur.~~

Reference: The 'APPLICATION TIMING AND METHODS' section of this label provides detailed information and procedures for the application timing and method selected.

NOTE: ~~PLANT ONLY CORN, PEANUTS, SORGHUM OR SOYBEANS\*~~ can be planted the year following use of this mixture.

~~\*There is a possibility of crop injury due to carryover of atrazine if soybeans or other nonlabeled crops are planted the following year. DO NOT plant soybeans the year following use of this tank mixture on furrow irrigated corn. DO NOT graze treated area or feed treated forage to livestock for 31 days following application of this tank mixture.~~

**RECOMMENDED RATES:** Refer to the following tables for the recommended broadcast treatment rates for this tank mixture. Applications which are not consistent with recommendations in this label may result in unsatisfactory weed control or crop injury.

When applied following Lasso or tank mixtures of Lasso, the total amount of Lasso applied alone or in combination must not exceed 6

quarts per acre per year. The total amount of atrazine 4L must not exceed 3.0 quarts per acre per year.

**Preplant Incorporated Application Rates**

| SOIL<br>TEXTURAL<br>GROUP* | BROADCAST RATE PER ACRE (QUARTS)** |   |                   |                              |   |                   |
|----------------------------|------------------------------------|---|-------------------|------------------------------|---|-------------------|
|                            | Less than 3%<br>organic matter     |   |                   | 3% or more<br>organic matter |   |                   |
|                            | Lasso®                             | + | atrazine<br>4L*** | Lasso®                       | + | atrazine<br>4L*** |
| Course                     | 1.75 to 2.25                       |   | 1.25 to 2         | 1.75 to 2.25                 |   | 1.25 to 2         |
| Medium                     | 1.75 to 2.25                       |   | 1.25 to 2         | 2.25 to 2.25                 |   | 1.5 to 2          |
| Fine                       | 2.25 to 2.5                        |   | 1.5 to 2          | 2.25 to 2.75                 |   | 1.5 to 2          |

\*Refer to the "SOIL TEXTURE" section of this label to determine the corresponding soil textural group for the soil to be treated.

\*\*Use the higher rates in the recommended ranges in areas of heavy weed infestations.

\*\*\*Use rates listed in this label when using atrazine 4L. Use equivalent rates when using atrazine 80W or 90% dry flowable formulations. One quart of atrazine 4L equals 1.25 pounds of atrazine 80W or 1.1 pounds of atrazine 90% dry flowable.

**Preemergence Surface and Postemergence Surface Application Rates**

| SOIL<br>TEXTURAL<br>GROUP* | BROADCAST RATE PER ACRE (QUARTS)** |   |                   |                              |   |                   |
|----------------------------|------------------------------------|---|-------------------|------------------------------|---|-------------------|
|                            | Less than 3%<br>organic matter     |   |                   | 3% or more<br>organic matter |   |                   |
|                            | Lasso®                             | + | atrazine<br>4L*** | Lasso®                       | + | atrazine<br>4L*** |
| Coarse                     | 1.5 to 2                           |   | 0.75 to 2         | 1.5 to 2                     |   | 1 to 2            |
| Medium                     | 1.5 to 2                           |   | 1 to 2            | 2 to 2.25                    |   | 1.25 to 2         |
| Fine                       | 2 to 2.25                          |   | 1.25 to 2         | 2 to 2.75                    |   | 1.25 to 2         |

\*Refer to the "SOIL TEXTURE" section of this label to determine the corresponding soil textural group for the soil to be treated.

\*\*Use the higher rates in the recommended ranges in areas of heavy weed infestations.

\*\*\*Use rates listed in this label when using atrazine 4L. Use equivalent rates when using atrazine 80W or 90% dry flowable formulations. One quart of atrazine 4L equals 1.25 pounds of atrazine 80W or 1.1 pounds of atrazine 90% dry flowable.

NOTE: When applied under sprinkler irrigation systems on coarse soils, use 1 quart per acre of atrazine 4L and a minimum of 2 quarts per acre of Lasso in this tank mixture.

**LASSO® plus BANVEL  
(TANK MIXTURE)  
Field and Silage Corn Only**

For use in ILLINOIS, IOWA, MINNESOTA and WISCONSIN on level or flat-planted field corn on fine textured (silty clay loam, clay loam, sandy clay, silty clay or clay) soils with more than 4 percent organic matter.

Apply in water or sprayable fluid fertilizer solutions for control of the annual grasses and broadleaf weeds listed in the "WEEDS CONTROLLED" section of this label.

NOTE: Use on coarse or medium textured soils or on fine textured soils with 4 percent or less organic matter may result in crop injury and/or destruction.

**APPROVED APPLICATION SYSTEMS**

Ground-Broadcast boom; banded

NOTE: DO NOT apply by air or injection through center pivot irrigation systems.

Reference: The "APPLICATION SYSTEMS" section of this label provides detailed information on the application of this tank mixture using ground spray equipment.

**APPROVED APPLICATION METHODS**

**Preemergence Surface**—Apply this tank mixture after planting, before crop and weeds emerge and within 5 days of last preplant tillage operation. Corn seeds must be planted 1-1/2 inches or deeper beneath the soil surface. Direct chemical contact with corn seed must be avoided since crop injury may result. Apply far enough behind planter equipment to avoid any incorporation by the planter wheel or other covering device. If corn seeds are planted less than 1-1/2 inches beneath the soil surface, delay application until corn has spiked.

**Postemergence Surface**—This tank mixture may be applied after crop emergence until weeds reach the 2-leaf stage and the crop is no more than 3 inches tall. Applications made beyond the 2-leaf stage will not provide satisfactory grass control. If rain does not occur within 3 days after application, rotary hoe immediately to control emerged weeds.



Some leaf burn may occasionally occur when applied early postemergence to corn, but this should not affect subsequent growth or yield. ~~DO NOT apply in sprayable fluid fertilizer after crop emergence.~~ Postemergence applications with sprayable fluid fertilizer are not recommended because severe crop injury may occur.

Reference: The 'APPLICATION TIMING AND METHODS' section of this label provides detailed information and procedures for the application timing and method selected.

NOTE: PREVENT DRIFT TO SOYBEANS OR OTHER DESIRABLE PLANTS. Do not use on furrow irrigated corn, or when corn is planted at the bottom of a furrow, utilizing lister, till or other similar planting methods. DO NOT incorporate prior to planting or corn emergence. If it is necessary to drag for leveling or rotary hoe to break soil crust, DO NOT disturb the soil more than 1/2 inch deep.

RECOMMENDED RATES: Refer to the following table for the recommended broadcast treatment rates for this tank mixture. Applications which are not consistent with recommendations in this label may result in unsatisfactory weed control or crop injury and/or destruction.

| SOIL<br>TEXTURAL<br>GROUP            | BROADCAST RATE PER ACRE (QUARTS)       |        |
|--------------------------------------|--|--------|
|                                      | More than 4% organic matter:<br>Lasso® | Banvel |
| Fine-silty clay<br>loam through clay | 2.5 to 3                               | 0.5    |

**LASSO® plus BLADEX  
(TANK MIXTURE)**

Apply this tank mixture in water or sprayable fluid fertilizer solutions for control of yellow nutsedge, and the annual grasses and broadleaf weeds listed in the 'WEEDS CONTROLLED' section of this label.

**APPROVED APPLICATION SYSTEMS**

Ground-Broadcast boom; banded

~~Aerial-Fixed-wing; helicopter~~

Dry Bulk Fertilizer Impregnation

Reference: The 'APPLICATION SYSTEMS' section of this label provides information on the application of this tank mixture using the system selected.

**APPROVED APPLICATION METHODS**

**Preplant Incorporated**—Apply this tank mixture within 7 days prior to planting and shallowly incorporate or Surface Blend into the upper 1 to 2 inches of soil.

**Preemergence Surface**—Apply this tank mixture after planting, before crop and weed emergence and within 5 days after last preplant tillage operation.

**Reference:** The "APPLICATION TIMING AND METHODS" section of this label provides detailed information and procedures for the application timing and method selected.

**RECOMMENDED RATES:** Refer to the following tables for the recommended broadcast treatment rates for this tank mixture. Applications which are not consistent with recommendations in this label may result in unsatisfactory weed control or crop injury.

**Preplant Incorporated Application Rates**

| SOIL<br>TEXTURAL<br>GROUP* | BROADCAST RATE PER ACRE (QUARTS) |   |                 |                              |   |                 |
|----------------------------|----------------------------------|---|-----------------|------------------------------|---|-----------------|
|                            | 1% to 3%<br>organic matter       |   |                 | 3% or more<br>organic matter |   |                 |
|                            | Lasso®                           | + | Bladex<br>4L*** | Lasso                        | + | Bladex<br>4L*** |
| Coarse**                   | 1.75 to 2.25                     |   | 1.2 to 1.4      | 1.75 to 2.25                 |   | 1.4 to 1.8      |
| Medium                     | 1.75 to 2.25                     |   | 1.4 to 1.6      | 2.25 to 2.5                  |   | 1.8 to 2.2      |
| Pine                       | 2.25 to 2.5                      |   | 1.6 to 2        | 2.25 to 2.75                 |   | 2 to 2.4        |

**NOTE:** See "Incorporation" instructions.

\*Refer to the "SOIL TEXTURE" section of this label to determine the corresponding soil textural group for the soil to be treated.

\*\*On coarse textured soils containing less than 2% organic matter, use Lasso plus Bladex only on sandy loam. Do not use on sand and loamy sand with less than 2% organic matter.

\*\*\*Use equivalent rates when using Bladex 80W or Bladex 90DF. One quart of Bladex 4L equals 1.25 pounds of Bladex 80W or 1.1 pounds of Bladex 90DF.

Surface Application Rates

| SOIL<br>TEXTURAL<br>GROUP* | BROADCAST RATE PER ACRE (QUARTS) |   |                 |                              |   |                 |
|----------------------------|----------------------------------|---|-----------------|------------------------------|---|-----------------|
|                            | 1% to 3%<br>organic matter       |   |                 | 3% or more<br>organic matter |   |                 |
|                            | Lasso®                           | + | Bladex<br>4L*** | Lasso                        | + | Bladex<br>4L*** |
| Coarse**                   | 1.5 to 2                         |   | 1 to 1.2        | 1.5 to 2                     |   | 1.2 to 1.6      |
| Medium                     | 1.5 to 2                         |   | 1.2 to 1.4      | 2 to 2.25                    |   | 1.6 to 2        |
| Fine                       | 2 to 2.25                        |   | 1.4 to 1.8      | 2 to 2.75                    |   | 1.8 to 2.2      |

\*Refer to the "SOIL TEXTURE" section of this label to determine the corresponding soil textural group for the soil to be treated.

\*\*On coarse textured soils containing less than 2% organic matter, use Lasso plus Bladex only on sandy loam. Do not use on sand and loamy sand with less than 2% organic matter.

\*\*\*Use equivalent rates when using Bladex 80W or Bladex 90DF. One quart of Bladex 4L equals 1.25 pounds of Bladex 80W or 1.1 pounds of Bladex 90DF.

**LASSO® plus EXTRAZINE II  
(TANK MIXTURE)**

Apply this tank mixture in water or sprayable fluid fertilizer solutions for control of yellow nutsedge and the annual grasses and broadleaf weeds listed for Lasso plus Bladex in the "WEEDS CONTROLLED" section of this label.

DO NOT graze treated area or feed treated forage to livestock for 21 days following application of this tank mixture.

**APPROVED APPLICATION SYSTEMS**

**Ground-Broadcast boom-banded**

Reference: The "APPLICATION SYSTEMS" section of this label provides detailed information on the application of this tank mixture using the system selected.

**APPROVED APPLICATION METHODS**

**Preemergence Surface**—Apply this tank mixture after planting, before crop and weed emergence and within 5 days after last preplant tillage operation.

**Preplant Incorporated**—Apply this tank mixture within 7 days prior to planting and shallowly incorporate or surface blend into the upper 1 to 3 inches of soil.

Reference: The "APPLICATION TIMING AND METHODS" section of this label provides detailed information and procedures for the application timing and method selected.

NOTE: CORN, PEANUTS, SORGHUM OR SOYBEANS\* can be planted the year following use of this mixture.

\*There is a possibility of crop injury due to carryover of atrazine if soybeans or other nonlabeled crops are planted the following year. DO NOT plant soybeans the year following use of this tank mixture on furrow irrigated corn.

RECOMMENDED RATES: Refer to the following tables for the recommended broadcast treatment rates for this tank mixture. Applications which are not consistent with recommendations in this label may result in unsatisfactory weed control or crop injury.

**Preplant Incorporated Application Rates**

| SOIL TEXTURAL GROUP* | BROADCAST RATE PER ACRE (QUARTS) |                      |                           |                      |
|----------------------|----------------------------------|----------------------|---------------------------|----------------------|
|                      | 1 1/2 to 3% organic matter       |                      | 3% or more organic matter |                      |
|                      | Lasso®                           | Extrazine II + 4L*** | Lasso                     | Extrazine II + 4L*** |
| Coarse**             | 1.75 to 2.25                     | 1.5 to 2             | 1.75 to 2.25              | 2 to 2.5             |
| Medium               | 1.75 to 2.25                     | 2 to 2.25            | 2.25 to 2.5               | 2.5 to 3             |
| Fine                 | 2.25 to 2.5                      | 2.25 to 2.75         | 2.25 to 2.75              | 2.75 to 3.25         |

NOTE: See "Incorporation" instructions.

\*Refer to the "SOIL TEXTURE" section of this label to determine the corresponding soil textural group for the soil to be treated.

\*\*On coarse textured soils containing less than 2% organic matter, use Lasso plus Extrazine II only on sandy loam. Do not use on sand and loamy sand with less than 2% organic matter.

\*\*\*Use equivalent rates when using Extrazine II DF. One quart of Extrazine II 4L equal 1.1 pounds of Extrazine II DF.

**Surface Application Rates**

| SOIL TEXTURAL GROUP* | BROADCAST RATE PER ACRE (QUARTS) |                      |                           |                      |
|----------------------|----------------------------------|----------------------|---------------------------|----------------------|
|                      | 1 1/2 to 3% organic matter       |                      | 3% or more organic matter |                      |
|                      | Lasso®                           | Extrazine II + 4L*** | Lasso                     | Extrazine II + 4L*** |
| Coarse**             | 1.5 to 2                         | 1.25 to 1.5          | 1.5 to 2                  | 1.5 to 2             |
| Medium               | 1.5 to 2                         | 1.5 to 2             | 2 to 2.25                 | 2 to 2.75            |
| Fine                 | 2 to 2.25                        | 2 to 2.5             | 2 to 2.75                 | 2.5 to 3             |

\*Refer to the "SOIL TEXTURE" section of this label to determine the corresponding soil textural group for the soil to be treated.

\*\*On coarse textured soils containing less than 2% organic matter, use Lasso plus Extrazine II only on sandy loam. Do not use on sand and loamy sand with less than 2% organic matter.

\*\*\*Use equivalent rates when using Extrazine II DF. One quart of Extrazine II 4L equals 1.1 pounds of Extrazine II DF.

\*Extrazine is a trademark of E.I. Du Pont de Nemours and Company.

**LASSO<sup>®</sup> plus MARKMAN<sup>™</sup>  
(TANK MIXTURE)**

**Field and Silage Corn Only**

For use in ILLINOIS, IOWA, MINNESOTA and WISCONSIN on level or flat-planted field corn on fine textured (silty clay loam, clay loam, sandy clay, silty clay or clay) soils with more than 4 percent organic matter.

DO NOT graze treated area or feed treated forage to livestock for 21 days following application of this tank mixture.

Apply in water or sprayable fluid fertilizer solutions for control of the annual grasses and broadleaf weeds for Lasso plus atrazine listed in the "WEEDS CONTROLLED" section of this label.

NOTE: Use on coarse or medium textured soils or on fine textured soils with 4 percent or less organic matter may result in crop injury and/or destruction.

**APPROVED APPLICATION SYSTEMS**

Ground-Broadcast boom; banded

NOTE: DO NOT apply by air or injection through center pivot irrigation systems.

Reference: The "APPLICATION SYSTEMS" section of this label provides detailed information on the application of this tank mixture using ground spray equipment.

**APPROVED APPLICATION METHODS**

**Preemergence Surface**-Apply this tank mixture after planting, before crop and weeds emerge and within 5 days of last preplant tillage operation. Corn seeds must be planted 1-1/2 inches or deeper beneath the soil surface. Direct chemical contact with corn seed must be avoided since crop injury may result. Apply far enough behind planter equipment to avoid any incorporation by the planter wheel or other covering device. If corn seeds are planted less than 1-1/2 inches beneath the soil surface, delay application until corn has spiked.

**Postemergence Surface**-This tank mixture may be applied after crop emergence until weeds reach the 2-leaf stage and the crop is no

more than 5 inches tall. Applications made beyond the 2-leaf stage will not provide satisfactory grass control. If rain does not occur within 3 days after application, rotary hoe immediately to control emerged weeds.

Some leaf burn may occasionally occur when applied early postemergence to corn, but this should not affect subsequent growth or yield. Postemergence applications with sprayable fluid fertilizer are not recommended because severe crop injury may occur.

Reference: The "APPLICATION TIMING AND METHODS" section of this label provides detailed information and procedures for the application timing and method selected.

**NOTE: CORN, PEANUTS, SORGHUM OR SOYBEANS\*** can be planted the year following use of this mixture.

\* There is a possibility of crop injury due to carryover of atrazine if soybeans or other nonlabeled crops are planted the following year. **DO NOT** plant soybeans the year following use of this tank mixture on furrow irrigated corn.

**NOTE: PREVENT DRIFT TO SOYBEANS OR OTHER DESIRABLE PLANTS.** Do not use on furrow irrigated corn, or when corn is planted at the bottom of a furrow, utilizing lister, till or other similar planting methods. **DO NOT** incorporate prior to planting or corn emergence. If it is necessary to drag for leveling or rotary hoe to break soil crust, **DO NOT** disturb the soil more than 1/2 inch deep.

**RECOMMENDED RATES:** Refer to the following table for the recommended broadcast treatment rates for this tank mixture. Applications which are not consistent with recommendations in this label may result in unsatisfactory weed control or crop injury and/or destruction.

---

BROADCAST RATE PER ACRE

| SOIL<br>TEXTURAL<br>GROUP            | More than 4% organic matter |                     |
|--------------------------------------|-----------------------------|---------------------|
|                                      | Lasso®<br>(quarts)          | Marksman<br>(pints) |
| Fine-silty clay<br>loam through clay | 2.5 to 3                    | 3.5                 |

\*Marksman is a trademark of Sandoz Ltd.

LASSO® plus PRINCEP™  
(TANK MIXTURE)

Apply this tank mixture in water or sprayable fluid fertilizer solutions for control of yellow nutsedge and the annual grasses and broadleaf weeds listed in the 'WEEDS CONTROLLED' section of this label.

APPROVED APPLICATION SYSTEMS

Ground-Broadcast boom, banded

Aerial-Fixed wing; helicopter

Dry Bulk Fertilizer Impregnation

Reference: THE 'APPLICATION SYSTEMS' section of this label provides detailed information on the application of this tank mixture using the system selected.

APPROVED APPLICATION METHODS

Preplant Incorporated-Apply this tank mixture within 7 days prior to planting and shallowly incorporate or Surface Blend into the upper 1 to 2 inches of soil.

Preemergence Surface-Apply this tank mixture after planting, before crop and weed emergence and within 5 days after last preplant tillage operation.

Reference: The 'APPLICATION TIMING AND METHODS' section of this label provides detailed information and procedures for the application timing and method selected.

NOTE: LAND TREATED WITH PRINCEP SHOULD NOT BE PLANTED TO ANY CROP EXCEPT CORN FOR ONE YEAR FOLLOWING TREATMENT AS CROP INJURY MAY OCCUR. AFTER HARVEST OF TREATED CROP, PLOW AND THOROUGHLY TILL THE SOIL IN THE FALL OR SPRING TO MINIMIZE POSSIBLE INJURY TO SPRING SEEDED ROTATIONAL CROPS.

RECOMMENDED RATES: Refer to the following tables for the recommended broadcast treatment rates for this tank mixture. Applications which are not consistent with recommendations in this label may result in unsatisfactory weed control or crop injury.

## Preplant Incorporated Application Rates

| SOIL<br>TEXTURAL<br>GROUP* | BROADCAST RATE PER ACRE (QUARTS)** |   |                  |                              |   |                  |
|----------------------------|------------------------------------|---|------------------|------------------------------|---|------------------|
|                            | Less than 3%<br>organic matter     |   |                  | 3% or more<br>organic matter |   |                  |
|                            | Lasso®                             | + | Princep<br>4L*** | Lasso                        | + | Princep<br>4L*** |
| Coarse-sandy<br>loam only  | 1.75 to 2.25                       |   | 1.25 to 2        | 1.75 to 2.25                 |   | 1.25 to 2        |
| Medium                     | 1.75 to 2.25                       |   | 1.25 to 2        | 2.25 to 2.5                  |   | 1.5 to 2         |
| Fine                       | 2.25 to 2.5                        |   | 1.5 to 2         | 2.25 to 2.75                 |   | 1.5 to 2         |

\*Refer to the "SOIL TEXTURE" section of this label to determine the corresponding soil textural group for the soil to be treated.

\*\*Use the higher rates in the recommended ranges in areas of heavy weed infestations.

\*\*\*Use rates listed in this label when using Princep 4L. Use equivalent rates when using Princep 80W or 90% dry flowable formulations. One quart of the 4L formulation equals 1.25 pounds of the 80W and 1.1 pounds of the 90% dry flowable formulations.

## Surface Application Rates

| SOIL<br>TEXTURAL<br>GROUP* | BROADCAST RATE PER ACRE (QUARTS)** |   |                  |                              |   |                  |
|----------------------------|------------------------------------|---|------------------|------------------------------|---|------------------|
|                            | Less than 3%<br>organic matter     |   |                  | 3% or more<br>organic matter |   |                  |
|                            | Lasso®                             | + | Princep<br>4L*** | Lasso                        | + | Princep<br>4L*** |
| Coarse-sandy<br>loam only  | 1.5 to 2                           |   | 0.75 to 2        | 1.5 to 2                     |   | 1 to 2           |
| Medium                     | 1.5 to 2                           |   | 1 to 2           | 2 to 2.25                    |   | 1.25 to 2        |
| Fine                       | 2 to 2.25                          |   | 1.25 to 2        | 2 to 2.75                    |   | 1.25 to 2        |

\*Refer to the "SOIL TEXTURE" section of this label to determine the corresponding soil textural group for the soil to be treated.

\*\*Use the higher rates in the recommended ranges in acres of heavy weed infestations.

\*\*\*Use rates listed in this label when using Princep 4L. Use equivalent rates when using Princep 80W or 90% dry flowable formulations. One quart of the 4L formulation equals 1.25 pounds of the 80W formulation and 1.1 pounds of the 90% dry flowable formulations.



**LASSO<sup>®</sup> plus ATRAZINE plus  
BLADEX (TANK MIXTURE)**

Apply this tank mixture in water or sprayable fluid fertilizer solutions for control of yellow nutsedge and the annual grasses and broadleaf weeds listed for Lasso plus atrazine in the "WEEDS CONTROLLED" section of this label.

[[DO NOT graze treated area or feed treated forage to livestock for 21 days following application of this tank mixture.]]

**APPROVED APPLICATION SYSTEMS**

Ground-Broadcast boom; banded

~~Aerial-Fixed wing; helicopter~~

Reference: The "APPLICATION SYSTEMS" section of this label provides detailed information on the application of this tank mixture using the system selected.

**APPROVED APPLICATION METHODS**

**Preplant Incorporated**-Apply this tank mixture within 7 days prior to planting and shallowly incorporate or Surface Blend into the upper 1 to 2 inches of soil.

**Preemergence Surface**-Apply this tank mixture after planting, before crop and weed emergence and within 5 days after last preplant tillage operation.

Reference: The "APPLICATION TIMING AND METHODS" section of this label provides detailed information and procedures for the application timing and method selected.

**NOTE: PLANT-ONLY CORN, PEANUTS, SORGHUM OR SOYBEANS\*** can be planted the year following use of this mixture.

\*There is a possibility of crop injury due to carryover of atrazine if soybeans or other nonlabeled crops are planted the following year. DO NOT plant soybeans the year following use of this tank mixture on furrow irrigated corn. ~~DO NOT graze treated area or feed treated forage to livestock for 21 days following application of this tank mixture.~~

**RECOMMENDED RATES:** Refer to the following tables for the recommended broadcast treatment rates for this tank mixture. Applications which are not consistent with recommendations in this label may result in unsatisfactory weed control or crop injury.

**Preplant Incorporated Application Rates**

| <b>BROADCAST RATE PER ACRE (QUARTS)</b> |               |          |                      |                              |
|---|---------------|----------|----------------------|------------------------------|
| <b>Less than 3% organic matter</b>      |               |          |                      |                              |
| <b>SOIL TEXTURAL GROUP*</b>             | <b>Lasso®</b> | <b>+</b> | <b>atrazine 4L**</b> | <b>+</b> <b>Bladex 4L***</b> |
| <b>Coarse****</b>                       | 1.75 to 2.25  |          | 1                    | 0.5 to 1                     |
| <b>Medium</b>                           | 1.75 to 2.25  |          | 1 to 1.25            | 1 to 1.25                    |
| <b>Fine</b>                             | 2.25 to 2.5   |          | 1.25 to 1.5          | 1 to 1.5                     |

| <b>BROADCAST RATE PER ACRE (QUARTS)</b> |               |          |                      |                              |
|---|---------------|----------|----------------------|------------------------------|
| <b>3% or more organic matter</b>        |               |          |                      |                              |
| <b>SOIL TEXTURAL GROUP*</b>             | <b>Lasso®</b> | <b>+</b> | <b>atrazine 4L**</b> | <b>+</b> <b>Bladex 4L***</b> |
| <b>Coarse****</b>                       | 1.75 to 2.25  |          | 1 to 1.25            | 1 to 1.25                    |
| <b>Medium</b>                           | 2.25 to 2.5   |          | 1.25 to 1.5          | 1 to 2                       |
| <b>Fine</b>                             | 2.25 to 2.75  |          | 1.5 to 1.75          | 1 to 2                       |

\*Refer to the "SOIL TEXTURE" section of this label to determine the corresponding soil textural group for the soil to be treated.

\*\*Use rates listed in this label when using atrazine 4L. Use equivalent rates when using atrazine 80W or 90% dry flowable formulations. One quart of atrazine 4L equals 1.25 pounds of atrazine 80W or 1.1 pounds of atrazine 90% dry flowable.

\*\*\*Use equivalent rates when using Bladex 80W or Bladex 90DF. One quart of Bladex 4L equals 1.25 pounds of Bladex 80W or 1.1 pounds of Bladex 90DF.

\*\*\*\*Do not use this mixture on sand or loamy sand soils with less than 2% organic matter.

NOTE: Use the higher rates in the recommended ranges in areas of heavy weed infestations.

**Surface Application Rates**

| BROADCAST RATE PER ACRE (QUARTS) |           |                 |                |  |
|----------------------------------|-----------|-----------------|----------------|--|
| Less than 3% organic matter      |           |                 |                |  |
| SOIL TEXTURAL GROUP*             | Lasso®    | + atrazine 4L** | + Bladex 4L*** |  |
| Coarse****                       | 1.5 to 2  | 0.75            | 0.5 to 1       |  |
| Medium                           | 1.5 to 2  | 0.75 to 1       | 1 to 1.25      |  |
| Fine                             | 2 to 2.25 | 1 to 1.25       | 1 to 1.5       |  |

| BROADCAST RATE PER ACRE (QUARTS) |           |                 |                |  |
|----------------------------------|-----------|-----------------|----------------|--|
| 3% or more organic matter        |           |                 |                |  |
| SOIL TEXTURAL GROUP*             | Lasso®    | + atrazine 4L** | + Bladex 4L*** |  |
| Coarse****                       | 1.5 to 2  | 0.75 to 1       | 1 to 1.25      |  |
| Medium                           | 2 to 2.25 | 1 to 1.25       | 1 to 2         |  |
| Fine                             | 2 to 2.75 | 1.25 to 1.5     | 1 to 2         |  |

\*Refer to the "SOIL TEXTURE" section of this label to determine the corresponding soil textural group for the soil to be treated.

\*\*Use rates listed in this label when using atrazine 4L. Use equivalent rates when using atrazine 80W or 90% dry flowable formulations. One quart of atrazine 4L equals 1.25 pounds of atrazine 80W or 1.1 pounds of atrazine 90% dry flowable.

\*\*\*Use equivalent rates when using Bladex 80W or Bladex 90DF. One quart of Bladex 4L equals 1.25 pounds of Bladex 80W or 1.1 pounds of Bladex 90DF.

\*\*\*\*Do not use this mixture on sand or loamy sand soils with less than 2% organic matter.

NOTE: Use the higher rates in the recommended ranges in areas of heavy weed infestations.

**LASSO® plus ATRAZINE plus PROWL™  
(TANK MIXTURE)**

Apply this tank mixture in water or sprayable fluid fertilizer solutions for control of triazine-resistant lambsquarter and pigweed in addition to yellow nutsedge and the annual grasses and broadleaf weeds listed for Lasso plus atrazine in the "WEEDS CONTROLLED" section of this label.

2-24-11

**[[DO NOT graze treated area or feed treated forage to livestock for 21 days following application of this tank mixture.]]**

#### **APPROVED APPLICATION SYSTEMS**

**Ground-Broadcast boom; banded.**

**Aerial-Fixed wing; helicopter.**

**Reference:** The ''APPLICATION SYSTEMS'' section of this label provides information on the application of this tank mixture using the system selected.

#### **APPROVED APPLICATION METHOD**

**Preemergence Surface** - Apply this tank mixture after planting, before crop and weed emergence and within 5 days after last preplant tillage operation.

**DO NOT** preplant incorporate this tank mixture as serious crop injury can result.

**Reference:** The ''APPLICATION TIMING AND METHODS'' section of this label provides detailed information and procedures for the application timing and method selected.

**NOTE:** ~~PLANT ONLY~~ CORN, PEANUTS, SORGHUM OR SOYBEANS\* can be planted the year following use of this mixture.

\*There is a possibility of crop injury due to carryover of atrazine if soybeans or other nonlabeled crops are planted the following year. **DO NOT** plant soybeans the year following use of this tank mixture on furrow irrigated corn. ~~DO NOT graze treated area or feed treated forage to livestock for 21 days following application of this tank mixture.~~

**RECOMMENDED RATES:** Refer to the following tables for the recommended broadcast treatment rates for this tank mixture. Applications which are not consistent with recommendations in this label may result in unsatisfactory weed control or crop injury.

| BROADCAST RATE PER ACRE (QUARTS) |           |                 |           |
|----------------------------------|-----------|-----------------|-----------|
| Less than 3% organic matter      |           |                 |           |
| SOIL TEXTURAL GROUP*             | Lasso®    | + atrazine 4L** | + Prowl   |
| Coarse                           | 1.5 to 2  | 0.75 to 2       | 0.75      |
| Medium                           | 1.5 to 2  | 1 to 2          | 0.75 to 1 |
| Fine                             | 2 to 2.25 | 1.25 to 2       | 1         |

| BROADCAST RATE PER ACRE (QUARTS) |           |                 |           |
|----------------------------------|-----------|-----------------|-----------|
| 3% or more organic matter        |           |                 |           |
| SOIL TEXTURAL GROUP*             | Lasso®    | + atrazine 4L** | + Prowl   |
| Coarse                           | 1.5 to 2  | 1 to 2          | 0.75 to 1 |
| Medium                           | 2 to 2.25 | 1.25 to 2       | 1         |
| Fine                             | 2 to 2.75 | 1.25 to 2       | 1         |

\*Refer to the "SOIL TEXTURE" section of this label to determine the corresponding soil textural group for the soil to be treated.

\*\*Use rates listed in this label when using atrazine 4L. Use equivalent rates when using atrazine 80W or 90% dry flowable formulations. One quart of atrazine 4L equals 1.25 pounds of atrazine 80W or 1.1 pounds of atrazine 90% dry flowable.

NOTE: Use the higher rates in the recommended ranges in areas of heavy weed infestations.

™Prowl is a trademark of American Cyanamid Corporation.

#### LASSO® plus BLADEx plus PROWL (TANK MIXTURE)

Apply this tank mixture in water or sprayable fluid fertilizer solutions for control of triazine-resistant lambsquarter and pigweed in addition to yellow nutsedge and the annual grasses and broadleaf weeds listed for Lasso plus Bladex in the "WEEDS CONTROLLED" section of this label.

#### APPROVED APPLICATION SYSTEMS

Ground-Broadcast boom; banded.

~~Aerial-Fixed-wing; helicopter.~~

Reference: The "APPLICATION SYSTEMS" section of this label provides information on the application of this tank mixture using the system selected.

#### APPROVED APPLICATION METHOD

**Preemergence Surface** - Apply this tank mixture after planting, before crop and weed emergence and within 5 days after last preplant tillage operation.

**DO NOT** preplant incorporate this tank mixture as serious crop injury can result.

**Reference:** The 'APPLICATION TIMING AND METHODS' section of this label provides detailed information and procedures for the application timing and method selected.

**RECOMMENDED RATES:** Refer to the following tables for the recommended broadcast treatment rates for this tank mixture. Applications which are not consistent with recommendations in this label may result in unsatisfactory weed control or crop injury.

| <b>BROADCAST RATE PER ACRE (QUARTS)</b> |               |          |                     |          |              |
|---|---------------|----------|---------------------|----------|--------------|
| <b>1% to 3% organic matter</b>          |               |          |                     |          |              |
| <b>SOIL TEXTURAL GROUP*</b>             | <b>Lasso®</b> | <b>+</b> | <b>Bladex 4L***</b> | <b>+</b> | <b>Prowl</b> |
| <b>Coarse**</b>                         | 1.5 to 2      |          | 1 to 1.2            |          | 0.75         |
| <b>Medium</b>                           | 1.5 to 2      |          | 1.2 to 1.4          |          | 0.75 to 1    |
| <b>Fine</b>                             | 2 to 2.25     |          | 1.4 to 1.8          |          | 1            |

| <b>BROADCAST RATE PER ACRE (QUARTS)</b> |               |          |                     |          |              |
|---|---------------|----------|---------------------|----------|--------------|
| <b>3% or more organic matter</b>        |               |          |                     |          |              |
| <b>SOIL TEXTURAL GROUP*</b>             | <b>Lasso®</b> | <b>+</b> | <b>Bladex 4L***</b> | <b>+</b> | <b>Prowl</b> |
| <b>Coarse**</b>                         | 1.5 to 2      |          | 1.2 to 1.6          |          | 0.75 to 1    |
| <b>Medium</b>                           | 2 to 2.25     |          | 1.6 to 2            |          | 1            |
| <b>Fine</b>                             | 2 to 2.75     |          | 1.8 to 2.2          |          | 1            |

\*Refer to the 'SOIL TEXTURE' section of this label to determine the corresponding soil textural group for the soil to be treated.

\*\*Do not use this tank mixture on sand or loamy sand soils with less than 2% organic matter.

\*\*\*Use equivalent rates when using Bladex 80W or Bladex 90DF. One quart of Bladex 4L equals 1.25 pounds of Bladex 80W or 1.1 pounds of Bladex 90DF.

**NOTE:** Use the higher rates in the recommended ranges in areas of heavy weed infestations.

11

**LASSO® plus ATRAZINE plus LINURON  
(TANK MIXTURE)**

**FOR USE ONLY IN ~~DELAWARE, MARYLAND, NEW JERSEY, NEW YORK,  
PENNSYLVANIA, VIRGINIA AND WEST VIRGINIA, EAST OF THE ROCKY  
MOUNTAINS.~~**

Apply this tank mixture in water or sprayable fluid fertilizer solutions for control of triazine-resistant lambsquarter and pigweed in addition to yellow nutsedge and the annual grasses and broadleaf weeds listed for Lasso plus atrazine in the "WEEDS CONTROLLED" section of this label.

**[[DO NOT graze treated area or feed treated forage to livestock for 21 days following application of this tank mixture.]]**

**APPROVED APPLICATION SYSTEMS**

**Ground-Broadcast boom; banded.**

**Reference:** The "APPLICATION SYSTEMS" section of this label provides information on the application of this tank mixture using the system selected.

**APPROVED APPLICATION METHOD**

**Preemergence Surface -** Apply this tank mixture after planting, before crop and weed emergence and within 5 days after last preplant tillage operation.

**Reference:** The "APPLICATION TIMING AND METHODS" section of this label provides detailed information and procedures for the application timing and method selected.

**NOTE: PLANT-ONLY CORN, PEANUTS, SORGHUM OR SOYBEANS\* can be planted the year following use of this mixture.**

**\*There is a possibility of crop injury due to carryover of atrazine if soybeans or other nonlabeled crops are planted the following year. DO NOT plant soybeans the year following use of this tank mixture on furrow irrigated corn. ~~DO NOT graze treated area or feed treated forage to livestock for 21 days following application of this tank mixture.~~**

**RECOMMENDED RATES:** Refer to the following tables for the recommended broadcast treatment rates for this tank mixture. Applications which are not consistent with recommendations in this label may result in unsatisfactory weed control or crop injury.

---

**BROADCAST RATE PER ACRE (QUARTS)**

---

**Less than 3% organic matter**

---

| <b>SOIL<br/>TEXTURAL<br/>GROUP*</b> | <b>Lasso®</b> | <b>+</b> | <b>atrazine<br/>4L**</b> | <b>+</b> | <b>linuron<br/>4L***</b> |
|-------------------------------------|---------------|----------|--------------------------|----------|--------------------------|
| <b>Coarse-sandy<br/>loam only</b>   | 1.5 to 2      |          | 0.75 to 2                |          | 0.33                     |
| <b>Medium</b>                       | 1.5 to 2      |          | 1 to 2                   |          | 0.5                      |
| <b>Fine</b>                         | 2 to 2.25     |          | 1.25 to 2                |          | 0.5                      |

---

---

**BROADCAST RATE PER ACRE (QUARTS)**

---

**3% or more organic matter**

---

| <b>SOIL<br/>TEXTURAL<br/>GROUP*</b> | <b>Lasso®</b> | <b>+</b> | <b>atrazine<br/>4L**</b> | <b>+</b> | <b>linuron<br/>4L***</b> |
|-------------------------------------|---------------|----------|--------------------------|----------|--------------------------|
| <b>Coarse-sandy<br/>loam only</b>   | 1.5 to 2      |          | 1 to 2                   |          | 0.5                      |
| <b>Medium</b>                       | 2 to 2.25     |          | 1.25 to 2                |          | 0.5                      |
| <b>Fine</b>                         | 2 to 2.75     |          | 1.25 to 2                |          | 0.5                      |

---

\*Refer to the "SOIL TEXTURE" section of this label to determine the corresponding soil textural group for the soil to be treated.

\*\*Use rates listed in this label when using atrazine 4L. Use equivalent rates when using atrazine 80W or 90% dry flowable formulations. One quart of atrazine 4L equals 1.25 pounds of atrazine 80W or 1.1 pounds of atrazine 90% dry flowable.

\*\*\*Use the rates listed in this label when using linuron 4L. Use equivalent rates when using linuron 50WP or 50% dry flowable formulations. One quart of linuron 4L equals 2 pounds of linuron 50WP or 2 pounds of linuron 50% dry flowable.

NOTE: Use the higher rates in the recommended ranges in areas of heavy weed infestations.

---

**Conservation or Minimum  
Tillage Systems  
TANK MIXTURES**

---

---

**AT-PLANTING APPLICATIONS**

---

When applied as directed under the conditions described, these tank mixtures control many emerged annual weeds, suppress many emerged perennial weeds and give preemergence control of many annual grasses and weeds when corn will be planted directly into a cover crop, established sod or in previous crop residues. These tank mixtures will not control regrowth from perennial weeds.

**DO NOT APPLY BY AIR.**



Refer to specific product labels for crop rotation restriction and cautionary statements of all products used in the tank mixture.

For mixing instructions, see the "MIXING AND SPRAYING INSTRUCTIONS" section of this label.

~~Lasso and the following tank mixtures can be tank mixed with Roundup, Gramoxone Extra and/or 2,4-D.~~

~~LASSO plus ROUNDUP  
or~~

~~LASSO plus GRAMOXONE EXTRA  
or~~

~~LASSO plus ATRASINE  
plus ROUNDUP  
or~~

~~LASSO plus ATRASINE plus  
GRAMOXONE EXTRA  
or~~

~~LASSO plus BLADIX  
plus ROUNDUP  
or~~

~~LASSO plus BLADIX plus  
GRAMOXONE EXTRA  
or~~

~~LASSO plus ATRASINE II~~

~~LASSO plus PRINCEP  
plus ROUNDUP  
or~~

~~LASSO plus PRINCEP plus  
GRAMOXONE EXTRA  
or~~

~~LASSO plus ATRASINE plus  
BLADIX plus ROUNDUP  
or~~

~~LASSO plus ATRASINE plus  
BLADIX plus GRAMOXONE EXTRA  
or~~

~~LASSO plus ATRASINE plus  
PRINCEP plus ROUNDUP  
or~~

~~LASSO plus ATRASINE plus  
PRINCEP plus GRAMOXONE EXTRA~~

Apply these tank mixtures with Roundup or 2,4-D (amine or low-volatile ester) in 10 to 20 gallons of water or 10 to 60 gallons of nitrogen solution per acre, or the tank mixtures with Gramoxone Extra per in 20 to 60 gallons of water or clear liquid fertilizer per acre immediately before, during or after planting, but BEFORE CROP EMERGENCE. As density of stubble, crop residue or weeds increases, spray gallonage and rate should be increased within the recommended ranges to insure complete coverage. In the absence of emerged vegetation, delete the Roundup, Gramoxone Extra or 2,4-D portion of these tank mixtures.

~~The Princep is a trademark of Ciba-Geigy Corporation.~~

### APPROVED APPLICATION SYSTEMS

#### Ground Broadcast boom

Reference: The "APPLICATION SYSTEMS" section of this label provides information on the application of this tank mixture using the system selected.

### CONTROL OR SUPPRESSION OF EMERGED WEEDS

#### ATTENTION

**AVOID DRIFT - EXTREME CARE MUST BE USED WHEN APPLYING THESE TANK MIXTURES TO PREVENT INJURY TO DESIRABLE PLANTS AND CROPS.** Do not allow spray mist to drift since even minute quantities of spray can cause injury, damage or destruction to nearby crops, plants or other areas on which treatment is not intended. Do not apply when winds are gusty or in excess of 5 miles per hour or when other conditions, including wind velocities, will allow drift to occur. When spraying avoid situations of pressure and nozzle type that will result in fine particles (mist) which are more likely to drift.

#### ROUNDUP®

**Annual Weeds-**Apply 1 to 1.5 pints of Roundup per acre in these tank mixtures when weeds are less than 6 inches tall. Use 2 pints of Roundup per acre for control of fall panicum, barnyardgrass, crabgrass and shattercane up to 2 inches tall; Pennsylvania smartweed up to 6 inches tall; other annual weeds 6 to 12 inches tall. For emerged annual weeds controlled, see the "WEEDS CONTROLLED" section of the label for Roundup.

**Perennial Weeds-**At normal application dates in minimum tillage systems, perennial weeds may not be at the proper stage of growth for control. See the "GENERAL INFORMATION" section of the label for Roundup for the proper stage of growth for perennial weeds. Use of 2 to 4 quarts of Roundup per acre in the above mixtures under these conditions provides top kill and reduces competition from many emerged perennial grasses and broadleaf weeds.

For emerged perennial weeds controlled see the "WEEDS CONTROLLED" section of the label for Roundup. To obtain control of perennial

weeds, follow recommendations on the label for Roundup for stage of growth and rate of application.

**USE OF THIS MIXTURE FOR BERMUDAGRASS OR JOHNSONGRASS CONTROL IS NOT RECOMMENDED.**

**NOTE:** When using these tank mixtures, do not exceed 4 quarts of Roundup herbicide per acre.

**Ammonium Sulfate**—The addition of ammonium sulfate in the spray solution may increase the performance of Roundup tank mixtures on emerged annual weeds under adverse growing conditions. When using ammonium sulfate, add 2 percent dry ammonium sulfate by weight or 17 pounds per 100 gallons of water. Ammonium sulfate should be added to the water in the spray tank and completely dissolved prior to adding the herbicide or surfactant. Do not mix ammonium sulfate in fluid fertilizer solutions.

If ammonium sulfate is added directly to the spray tank, add slowly with agitation. Adding too quickly may clog outlet lines. Nozzle tip plugging may result from the use of low-quality ammonium sulfate. To determine quality, perform a jar test by adding 1/3 cup of ammonium sulfate to 1 gallon of water and agitate for one minute. If undissolved sediment is observed, predissolve the ammonium sulfate in water and filter prior to adding to the spray tank.

Following use of ammonium sulfate, thoroughly rinse the spray system with clean water to reduce corrosion.

**Surfactants**—Nonionic surfactants which are labeled for use with herbicides may be used with Roundup. Do not reduce rates of Roundup when adding surfactant. Use 0.5 percent surfactant concentration (2 quarts per 100 gallons of spray solution) when using surfactants which contain at least 50 percent active ingredient or a 1 percent surfactant concentration (4 quarts per 100 gallons of spray solution) for those surfactants containing less than 50 percent active ingredient. Read and carefully observe surfactant cautionary statements and other information appearing on the surfactant label.

#### ■ **GRAMOXONE EXTRA** ■

When used as directed, Gramoxone Extra in labeled tank mixtures controls many emerged annual weeds and suppresses many emerged perennial weeds.

**Broadcast Treatment**—Apply 1.5 to 3 pints of Gramoxone Extra in these tank mixtures immediately before, during or after planting but **BEFORE CROP EMERGENCE**. Use 1.5 to 2 pints when weeds are 1 to 3 inches tall, 2 to 2.5 pints when weeds are 3 to 6 inches tall and 2.5 to 3 pints when weeds are 6 inches tall. This mixture may not control weeds taller than 6 inches. As density of stubble, crop residue or weeds increases, spray gallonage should be increased within the recommended range for complete coverage. Add a nonionic spreader surfactant (approved for use on crops) containing at least 75 percent surfactant active agent at 8 ounces per 100 gallons of diluted spray. **REFER TO THE GRAMOXONE EXTRA LABEL FOR PRECAUTIONARY STATEMENTS.**

2,4-D

When used as directed, 2,4-D in labeled tank mixtures controls many emerged annual and perennial broadleaf weeds. For emerged weeds controlled, see the "WEEDS CONTROLLED" section of the label for 2,4-D.

**Broadcast Treatment-**Apply 1 to 2 pints of 2,4-D (amine or low-volatile ester) in these tank mixtures. Applications should be made 7 to 14 days before planting or 3 to 5 days after planting but **BEFORE CORN EMERGES**. As density of stubble, crop residue or weeds increases, spray gallonage should be increased within the recommended range for complete coverage.

**DO NOT** use 2,4-D on light, sandy soils, or where soil moisture is inadequate for normal weed growth. Observe all precautions and limitations on the 2,4-D label booklet.

PREEMERGENCE WEED CONTROL

LASSO®

For weeds controlled preemergence, see the "Weeds Controlled" sections of this label on Lasso. See the following table for recommended rates of Lasso in this tank mixture on various soil types:

| BROADCAST RATE PER ACRE (QUARTS) |          |
|----------------------------------|----------|
| SOIL TEXTURAL GROUP*             | Lasso®   |
| Coarse                           | 2.5      |
| Medium                           | 3        |
| Fine                             | 3 to 3.5 |

\*Refer to the "SOIL TEXTURE" section of the label to determine the corresponding soil textural group for the soil to be treated.

Use the higher rate of Lasso in the recommended ranges in areas of heavy grass infestation, or when organic matter content is 3 percent or more.

LASSO® plus ATRAZINE

For weeds controlled preemergence, see the sections of this label for Lasso and Lasso plus atrazine.

[[DO NOT graze treated area or feed treated forage to livestock for 21 days following application of this tank mixture.]]

See the following table for recommended rates of Lasso plus atrazine in this tank mixture on various soil types.

| BROADCAST RATE PER ACRE (QUARTS) |           |                 |
|----------------------------------|-----------|-----------------|
| SOIL TEXTURAL GROUP*             | Lasso®    | + atrazine 4L** |
| Coarse-sandy loam only           | 1.75 to 2 | 1 to 2          |
| Medium                           | 2 to 2.5  | 1.2 to 2        |
| Fine                             | 2.5 to 3  | 1.6 to 2        |

\*Refer to the "SOIL TEXTURE" section of this label to determine the corresponding soil textural group for the soil to be treated.

\*\*Use rates listed in this label when using atrazine 4L. Use equivalent rates when using atrazine 80W or 90% dry flowable formulations. One quart of atrazine 4L equals 1.25 pounds of atrazine 80W or 1.1 pounds of atrazine 90% dry flowable.

Use the higher rate of Lasso in the recommended ranges in areas of heavy grass infestation or when fall panicum or crabgrass will be present.

Use the higher rate of atrazine in the recommended ranges on soils with greater than 3% organic matter.

NOTE: ~~PLANT ONLY~~ CORN, PEANUTS, SORGHUM OR SOYBEANS† can be planted the year following use of this mixture.

†There is a possibility of crop injury due to carryover of atrazine if soybeans or other nonlabeled crops are planted the following year. DO NOT plant soybeans the year following use of this tank mixture on furrow irrigated corn.

~~DO NOT graze treated area or feed treated forage to livestock for 21 days following application of this tank mixture.~~

**LASSO® plus BLADEX**

For weeds controlled preemergence, see the "WEEDS CONTROLLED" section of the label for Lasso and this tank mixture.

See the following table for recommended rates of Lasso plus Bladex in this tank mixture on various soil types.

| SOIL<br>TEXTURAL<br>GROUP* | BROADCAST RATE PER ACRE (QUARTS) |               |
|----------------------------|----------------------------------|---------------|
|                            | Lasso®                           | + Bladex 4L** |
| Coarse-sandy<br>loam only  | 1.75 to 2                        | 1 to 1.6      |
| Medium                     | 2 to 2.5                         | 1.2 to 1.6    |
| Fine                       | 2.5 to 3                         | 1.6 to 2.2    |

\*Refer to the "SOIL TEXTURE" section of this label to determine the corresponding soil textural group for the soil to be treated.

\*\*Use equivalent rates when using Bladex 80W or Bladex 90DF. One quart of Bladex 4L equals 1.25 pounds of Bladex 80W or 1.1 pounds of Bladex 90DF.

Use the higher rate of Lasso in the recommended ranges in areas of heavy grass infestation or when fall panicum or crabgrass will be present.

Use the higher rate of Bladex in the recommended ranges on soils with greater than 3% organic matter.

NOTE: Do not use this mixture on sand or loamy sand soils with less than 2% organic matter.

**LASSO® plus EXTRAZINE II**

For weeds controlled preemergence, see the "WEEDS CONTROLLED" section of the label for Lasso plus Bladex.

See the following table for recommended rates of Lasso plus Extrazine II in this tank mixture on various soil types.

**BROADCAST RATE PER ACRE (QUARTS)**

| SOIL<br>TEXTURAL<br>GROUP* | Lasso® + Extrazine II<br>4L*** |              |
|----------------------------|--------------------------------|--------------|
|                            | Coarse**                       | 1.75 to 2.25 |
| Medium                     | 2 to 2.5                       | 1.5 to 2.75  |
| Fine                       | 2.5 to 3                       | 2 to 3       |

\*Refer to the "SOIL TEXTURE" section of this label to determine the corresponding soil textural group for the soil to be treated.

\*\*On coarse textured soils containing less than 2% organic matter, use Lasso plus Extrazine II only on sandy loam. Do not use on sand and loamy sand with less than 2% organic matter.

\*\*\*Use equivalent rates when using Extrazine II DP. One quart of Extrazine II 4L equal 1.1 pounds of Extrazine II DP.

Use the higher rate of Lasso in the recommended ranges in areas of heavy grass infestation or when fall panicum or crabgrass will be present.

Use the higher rate of Extrazine II in the recommended ranges on soils with greater than 3% organic matter.

**LASSO® plus PRINCEP**

For weeds controlled preemergence see the "WEEDS CONTROLLED" section of the labels for Lasso and Princep herbicides.

See the following table for recommended rates of Lasso plus Princep in this tank mixture on various soil types.

**BROADCAST RATE PER ACRE (QUARTS)**

| SOIL<br>TEXTURAL<br>GROUP* | Lasso® + Princep 4L**     |            |
|----------------------------|---------------------------|------------|
|                            | Coarse-sandy<br>loam only | 1.75 to 2  |
| Medium                     | 2 to 2.5                  | 1.2 to 1.6 |
| Fine                       | 2.5 to 3                  | 1.6 to 2.2 |

\*Refer to the "SOIL TEXTURE" section of this label to determine the corresponding soil textural group for the soil to be treated.

\*\*When using Princep 80W use equivalent rates. One quart of Princep 4L equals 1.25 pounds of Princep 80W.

Use the higher rate of Lasso in the recommended ranges in areas of heavy grass infestation or when fall panicum or crabgrass will be present.

Use the higher rate of Princep in the recommended ranges on soils with greater than 3% organic matter.

NOTE: LAND TREATED WITH PRINCEP SHOULD NOT BE PLANTED TO ANY CROP EXCEPT CORN FOR ONE YEAR FOLLOWING TREATMENT AS CROP INJURY MAY OCCUR. AFTER HARVEST OF TREATED CROP, PLOW AND THOROUGHLY TILL THE SOIL IN THE FALL OR SPRING TO MINIMIZE POSSIBLE INJURY TO SPRING SEEDED ROTATIONAL CROPS.

■ **LASSO® plus ATRASINE plus BLADIX** ■

This tank mixture may be applied for additional preemergence control of heavy weed infestation and/or hard-to-control weeds listed for Lasso plus atrazine in the "WEEDS CONTROLLED" section of the label.

[[DO NOT graze treated area or feed treated forage to livestock for 21 days following application of this tank mixture.]]

Refer to the following rate table to determine the recommended rates for this tank mixture on various soil types.



7/10/10

**BROADCAST RATE PER ACRE (QUARTS)**

| SOIL<br>TEXTURAL<br>GROUP* | Lasso®    | + | atrazine<br>4L** | + | Bladex<br>4L*** |
|----------------------------|-----------|---|------------------|---|-----------------|
| Coarse****                 | 1.75 to 2 |   | 0.75 to 1        |   | 1 to 1.25       |
| Medium                     | 2 to 2.5  |   | 1 to 1.25        |   | 1 to 2          |
| Fine                       | 2.25 to 3 |   | 1 to 1.25        |   | 1 to 2          |

\*Refer to the "SOIL TEXTURE" section of this label to determine the corresponding soil textural group for the soil to be treated.

\*\*Use rates listed in this label when using atrazine 4L. Use equivalent rates when using atrazine 80W or 90% dry flowable formulations. One quart of atrazine 4L equals 1.25 pounds of atrazine 80W or 1.1 pounds of atrazine 90% dry flowable.

\*\*\*Use equivalent rates when using Bladex 80W or Bladex 90DF. One quart of Bladex 4L equals 1.25 pounds of Bladex 80W or 1.1 pounds of Bladex 90DF.

\*\*\*\*DO NOT use this mixture on sand or loamy sand soils with less than 2% organic matter.

Use the higher rates in the recommended ranges in areas of heavy weed infestations.

NOTE: ~~PLANT ONLY~~ CORN, PEANUTS, SORGHUM OR SOYBEANS\* can be planted the year following use of this mixture.

\*There is a possibility of crop injury to carryover of atrazine if soybeans or other nonlabeled crops are planted the following year. DO NOT plant soybeans the year following use of this tank mixture on furrow irrigated corn.

~~DO NOT graze treated area or feed treated forage to livestock for 21 days following application of this tank mixture.~~

■ **LASSO® plus ATRAZINE plus PRINCEP** ■

For additional preemergence control of heavy weed infestation and/or hard-to-control weeds, a three-way tank mixture of Lasso herbicide plus atrazine plus Princep may be applied.

[[DO NOT graze treated area or feed treated forage to livestock for 21 days following application of this tank mixture.]]

Refer to the following rate table to determine the recommended rates for this tank mixture on various soil types.

| SOIL<br>TEXTURAL<br>GROUP* | BROADCAST RATE PER ACRE (QUARTS)** |                     |                    |  |
|----------------------------|------------------------------------|---------------------|--------------------|--|
|                            | Lasso®                             | + atrazine<br>4L*** | + Princep<br>4L*** |  |
| Coarse                     | 1.75 to 2                          | 0.75 to 1           | 0.75 to 1          |  |
| Medium                     | 2 to 2.5                           | 1 to 1.25           | 1 to 1.5           |  |
| Fine                       | 2.5 to 3                           | 1 to 1.25           | 1 to 1.5           |  |

\*Refer to the "SOIL TEXTURE" section of this label to determine the corresponding soil textural group for the soil to be treated.

\*\*Use the higher rates of atrazine and Princep in the recommended ranges on soils with greater than 3% organic matter.

\*\*\*When using 4L formulations use the rates listed. Use equivalent rates when using 80W or 90% dry flowable formulations. One quart of the 4L formulation of these products equals 1.25 pounds of the 80W formulation. One quart of atrazine 4L or Princep 4L equals 1.1 pounds of the 90% dry flowable formulations of these products.

In the areas of heavy grass infestation, use the higher rate of Lasso in the recommended ranges when fall panicum, crabgrass, or soils with greater than 3% organic matter will be present.

NOTE: LAND TREATED WITH PRINCEP SHOULD NOT BE PLANTED TO ANY CROP EXCEPT CORN FOR ONE YEAR FOLLOWING TREATMENT AS CROP INJURY MAY OCCUR. AFTER HARVEST OF TREATED CROP, PLOW AND THOROUGHLY TILL THE SOIL IN THE FALL OR SPRING TO MINIMIZE POSSIBLE INJURY TO SPRING SEEDED ROTATIONAL CROPS. ~~PLANT ONLY CORN, PEANUTS, SORGHUM OR SOYBEANS~~ CAN BE PLANTED THE YEAR FOLLOWING USE OF THIS MIXTURE.

† There is a possibility of crop injury due to carryover of atrazine if soybeans or other nonlabeled crops are planted the following year.

DO NOT plant soybeans the year following use of this tank mixture on furrowed irrigated corn.

~~DO NOT graze treated area or feed treated forage to livestock for 21 days following application of this tank mixture.~~

## **EARLY PREPLANT APPLICATION**

### **LASSO® plus ATRAZINE (TANK MIXTURE)**

For use in no-till and other conservation tillage systems in CONNECTICUT, DELAWARE, ILLINOIS, INDIANA, IOWA, KANSAS, KENTUCKY, MARYLAND, MASSACHUSETTS, MICHIGAN, MINNESOTA, MISSOURI, NEBRASKA, NEW JERSEY, NEW YORK, NORTH CAROLINA, OHIO, PENNSYLVANIA, SOUTH DAKOTA, VERMONT, VIRGINIA, AND WISCONSIN.

**DO NOT graze treated area or feed treated forage to livestock for 21 days following application of this tank mixture.**

This tank mixture, when applied in a single application (alone or in a 3-way combination with Bladex or Princep), split application or as a sequential application to Bladex or Princep in early preplant programs, will provide preemergence control or reduced competition of listed annual grasses and broadleaf weeds.

If emerged weeds are present at the time of treatment, Roundup, Gramoxone Extra or 2,4-D should be added to the product according to the directions for use on their respective product labels. If unsatisfactory weed control occurs (due to excessively dry or excessively wet conditions) following the earlier application, a postemergence application of an appropriate labelled grass and/or broadleaf weed herbicide may be used. If a postemergence treatment includes the herbicide used early preplant, do not exceed the labelled rate for corn on a given soil texture. Observe all precautions and limitations on the labels for Lasso, atrazine, Bladex, Princep, Roundup, Gramoxone Extra, 2,4-D and other postemergence herbicides before use of these products.

**DO NOT apply tank mixtures containing Roundup, Gramoxone Extra or other contact herbicides by air.**

### **APPROVED APPLICATION SYSTEMS**

**Ground-Broadcast boom**

**Aerial - Fixed wing; helicopter**

**Dry Bulk; Fertigation; Impregnation**

**Refer to the "APPLICATION SYSTEMS" section of this label provides information on the application of this tank mixture using the system selected.**

### **RECOMMENDED RATE AND TIMING OF APPLICATION:**

**Single application—Application of this tank mixture should be made less than 30 days before planting but prior to weed emergence. This application should be restricted to areas north of Interstate 70 when west of the Mississippi River and north of Interstate 64 when east of the Mississippi River where cool spring weather minimizes or slows biodegradation of herbicides.**

See the following table for recommended rates.

| SOIL<br>TEXTURAL<br>GROUP* | BROADCAST RATE PER ACRE (QUARTS)** |               |
|----------------------------|------------------------------------|---------------|
|                            | Lasso®                             | + atrazine 4L |
| Coarse***                  | 2.25 to 2.5                        | 1.25 to 1.5   |
| Medium                     | 2.5 to 3                           | 1.5 to 2      |
| Fine                       | 3 to 3.75                          | 1.75 to 2.25  |

\*Refer to the "SOIL TEXTURE" section of this label to determine the corresponding soil textural group for the soil to be treated.

\*\*Use the lower rate where light weed infestation is expected and the higher rate where heavy weed infestation is expected.

\*\*\*Applications on coarse soils should not be made more than 2 weeks prior to planting.

This tank mixture may also be mixed in a 3-way combination with 1 to 1.25 quarts per acre of Princep or 1.5 to 2 quarts per acre of Bladex to provide improved control of fall panicum and crabgrass.

Split application—Apply 60 percent of the recommended rate as a split treatment prior to weed emergence and no more than 45 days prior to planting and the remaining 40 percent at or immediately following planting.

FOR CONTROL OF FALL PANICUM, CRABGRASS OR BROADLEAF SIGNALGRASS, USE THE SEQUENTIAL APPLICATION OF THIS TANK MIXTURE FOLLOWING BLADEX OR PRINCEP.

See the following table for recommended rates.

| SOIL<br>TEXTURAL<br>GROUP* | BROADCAST RATE PER ACRE (QUARTS)** |               |
|----------------------------|------------------------------------|---------------|
|                            | Lasso®                             | + atrazine 4L |
| Coarse                     | 2.25 to 2.75                       | 1.25 to 1.75  |
| Medium                     | 2.5 to 3                           | 1.5 to 2      |
| Fine                       | 3 to 3.75                          | 1.75 to 2.25  |

\*Refer to the "SOIL TEXTURE" section of this label to determine the corresponding soil textural group for the soil to be treated.

\*\*Use the lower rate where light weed infestation is expected and the higher rate where heavy weed infestation is expected.

If emerged weeds exist at planting, the application of a contact herbicide or tillage is recommended when possible to eliminate existing weeds.

C-7-2111

**Sequential application**—Application of this tank mixture following Bladex or Princep should be utilized for the control of fall panicum, crabgrass or broadleaf signalgrass. Apply 1.5 to 2 quarts per acre of Bladex or 1 to 1.25 quarts per acre of Princep prior to weed emergence and no more than 45 days prior to planting. At or immediately following planting apply the recommended rate of this tank mixture.

Following applications of Bladex or Princep see the following table for recommended rates.

| SOIL<br>TEXTURAL<br>GROUP* | BROADCAST RATE PER ACRE (QUARTS)** |               |
|----------------------------|------------------------------------|---------------|
|                            | Lasso®                             | + atrazine 4L |
| Coarse                     | 1.75 to 2.5                        | 1 to 1.5      |
| Medium                     | 2.25 to 2.75                       | 1.25 to 1.75  |
| Fine                       | 2.5 to 3                           | 1.5 to 2      |

\*Refer to the "SOIL TEXTURE" section of this label to determine the corresponding soil textural group for the soil to be treated.

\*\*Use the lower rate where light weed infestation is expected and the higher rate where heavy weed infestation is expected.

If emerged weeds exist at planting, the application of a contact herbicide or tillage is recommended when possible to eliminate existing weeds.

Use rates listed in this label when using the 4L formulation of atrazine, Bladex or Princep. Use equivalent rates of the 80W or 90% dry flowable formulations of atrazine, Bladex or Princep. One quart of the 4L formulation of atrazine, Bladex or Princep equals 1.25 pounds of the 80W and 1.1 pounds of the 90% dry flowable formulations of atrazine, Bladex or Princep.

DO NOT use Bladex on coarse textured soils or soils of less than 1 percent organic matter.

Plant only CORN, PEANUTS, SORGHUM (MILO) OR SOYBEANS can be planted the year following the use of this program. There is a possibility of crop injury due to carryover of atrazine if soybeans or other nonlabeled crops are planted the following year.

NOTE: Soil treated with Princep should not be planted to any crop except corn for one year following treatment as crop injury may occur. After harvest of the treated crop, plow and thoroughly till the soil in the fall or spring to minimize possible injury to spring seeded rotational crops.

20-111

**GRAIN SORGHUM (MILO)**

When making applications on grain sorghum, do not make more than two applications per year or exceed a total of 4 quarts of Lasso per acre per year.

Do not graze or harvest forage for 70 days following application of this product or tank mixtures of this product.

**LASSO®**

Apply this product in water or sprayable fluid fertilizer solution for control of yellow nutsedge and the annual grasses and broadleaf weeds listed in the "WEEDS CONTROLLED" section of this label.

Preplant incorporated and preemergence surface applications must be made ONLY to grain sorghum planted with seed that has been properly treated with Screen® seed protectant or safener containing the active ingredient, flurazole. ~~Postemergence surface applications can be made to grain sorghum planted with protected or unprotected seed (grain sorghum seed not treated with a seed protectant).~~

•Screen is a registered trademark of Monsanto Company.

**APPROVED APPLICATION SYSTEMS**

Center Pivot Irrigation

Aerial-Fixed wing; helicopter

Ground-Broadcast boom; banded

Dry Bulk Fertilizer Impregnation

Reference: The "APPLICATION SYSTEMS" section of this label provides detailed information on the application of this product using the system selected.

**APPROVED APPLICATION METHODS**

**Preplant Incorporated**-Apply this product within 7 days prior to planting and shallowly incorporate or Surface Blend into the upper 1 to 2 inches of soil. Irrigation within 10 days following planting may improve weed control.

**Preemergence Surface**-Apply this product after planting, before crop and weed emergence, and within 5 days after last preplant tillage operation.

~~Postemergence Surface~~-Apply this product in water after crop emergence but before the weeds or grasses reach the 2-leaf stage and before the crop is 5 inches tall to reduce competition from weeds listed as controlled on this label. ~~DO NOT APPLY IN SPRAYABLE FLUID FERTILIZER AFTER CROP EMERGENCE. Some leaf burn to the crop may occasionally occur when applied early postemergence to grain~~

~~sorghum, but this should not affect subsequent growth or yield. Weeds which are emerged at time of application are not controlled by this product. If weeds are emerged at application, shallowly cultivate immediately to improve control.~~

Reference: The "APPLICATION TIMING AND METHODS" sections of this label provides detailed information and procedures for the application timing and method selected.

**RECOMMENDED RATES:** Refer to the following table for the recommended broadcast treatment rates for this product. Applications which are not consistent with recommendations in this label may result in unsatisfactory weed control or crop injury.

**Preplant Incorporated Application Rates**

| SOIL<br>TEXTURAL<br>GROUP* | BROADCAST RATE PER ACRE (QUARTS)** |         |
|----------------------------|------------------------------------|---------|
|                            | Lasso®                             |         |
| Coarse                     | 2                                  | to 2.5  |
| Medium                     | 2.5                                | to 2.75 |
| Fine                       | 2.5                                | to 3    |

\*Refer to the "SOIL TEXTURE" section of this label to determine the corresponding soil textural group for the soil to be treated.

\*\*Rates may be increased to a maximum of 4 quarts on any soil type when heavy infestation of yellow nutsedge is present.

**Preemergence Surface Application Rates**

| SOIL<br>TEXTURAL<br>GROUP* | BROADCAST RATE PER ACRE (QUARTS)** |         |
|----------------------------|------------------------------------|---------|
|                            | Lasso®                             |         |
| Coarse                     | 1.5                                | to 2    |
| Medium                     | 2                                  | to 2.25 |
| Fine                       | 2                                  | to 2.5  |

\*Refer to the "SOIL TEXTURE" section of this label to determine the corresponding soil textural group for the soil to be treated.

\*\*Use the higher rates in the recommended ranges in areas of heavy weed infestation.

NOTE: When applied through center pivot irrigation or under sprinkler irrigation systems, use a minimum of 3 quarts per acre of this product on coarse soils.

~~Postemergence Surface Application Rates See the "Preemergence Surface" application rates for grain sorghum for recommended broadcast rates per acre.~~

**LASSO® plus ATRAZINE  
(TANK MIXTURE)**

Apply this tank mixture in water or sprayable fluid fertilizer solutions for control of yellow nutsedge and the annual grasses and broadleaf weeds listed in the "WEEDS CONTROLLED" section of this label.

Early preplant surface, preplant incorporated and preemergence surface applications must be made ONLY to grain sorghum planted with seed that has been properly treated with Screen seed protectant or a safener containing the active ingredient, flurazole. ~~Postemergence surface applications can be made to grain sorghum planted with protected or unprotected seed (grain sorghum seed not treated with a seed protectant).~~

NOTE: In Texas, use only in the Panhandle area and the fine textured soils of the Gulf Coast and Blacklands. In the Texas Panhandle and Oklahoma Panhandle, apply this tank mixture as a preemergence surface application only. In the Texas Panhandle, Oklahoma Panhandle and the fine textured soils of the Gulf Coast and Blacklands of Texas, do not exceed 1.25 quarts of atrazine 4L per acre as crop injury may result due to atrazine.

Applications made to grain sorghum (milo) growing on alkali soils or where crusts, fills or erosion have exposed calcareous or alkali subsoils may result in crop injury.

**APPROVED APPLICATION SYSTEMS**

Aerial-Fixed wing; helicopter

Ground-Broadcast boom; banded

Dry Bulk Fertilizer Impregnation

Reference: The "APPLICATION SYSTEMS" section of this label provides detailed information on the application of this tank mixture using the system selected.

**APPROVED APPLICATION METHODS**

~~Preplant Incorporated~~-Apply this tank mixture within 7 days prior to planting and shallowly incorporate or Surface Blend into the upper 1 to 2 inches of soil.

~~Preemergence Surface~~-Apply this tank mixture after planting, before crop and weed emergence and within 5 days after last preplant tillage operation.

~~Postemergence Surface~~-Apply this tank mixture in water after crop emergence but before the weeds or grasses reach the 2-leaf stage



~~and before the crop is 5 inches tall to reduce competition from weeds listed as controlled on this label. DO NOT APPLY IN SPRAYABLE FLUID FERTILIZER AFTER CROP EMERGENCE. Some leaf burn to the crop may occasionally occur when applied early postemergence to grain sorghum, but this should not affect subsequent growth or yield. Weeds which are emerged at the time of application are not controlled by this tank mixture. If weeds are emerged at application, shallowly cultivate immediately to improve control.~~

Reference: The "APPLICATION TIMING AND METHODS" section of this label provides detailed information and procedures for the application timing and method selected.

NOTE: ~~PLANT ONLY~~ CORN, PEANUTS, SORGHUM OR SOYBEANS\* can be planted the year following use of this mixture.

\*There is a possibility of crop injury due to carry-over of atrazine if soybeans or other nonlabeled crops are planted the following year. DO NOT plant soybeans the year following use of this tank mixture on furrow irrigated milo.

~~DO NOT graze treated area or feed treated forage to livestock for 21 days following application of this tank mixture.~~

RECOMMENDED RATES: Refer to the following tables for the recommended broadcast treatment rates for this tank mixture. Applications which are not consistent with recommendations in this label may result in unsatisfactory weed control or crop injury.

**Preplant Incorporated Application Rates**

| SOIL<br>TEXTURAL<br>GROUP* | BROADCAST RATE PER ACRE (QUARTS)** |           |                                |              |
|----------------------------|------------------------------------|-----------|--------------------------------|--------------|
|                            | Less than 1.5%<br>organic matter   |           | 1.5% or more<br>organic matter |              |
|                            | Lasso® +<br>atrazine<br>4L***      |           | Lasso +<br>atrazine<br>4L***   |              |
| Medium                     | 1.5 to 2                           | 1 to 1.25 | 1.75 to 2                      | 1 to 1.5     |
| Fine                       | 1.75 to 2                          | 1 to 1.5  | 2 to 2.5                       | 1.25 to 1.75 |

\*Refer to the "SOIL TEXTURE" section of this label to determine the corresponding soil textural group for the soil to be treated.

\*\*Use the higher rates in the recommended ranges in areas of heavy weed infestations, or for fields under irrigation.

\*\*\*Use rates listed in this label when using atrazine 4L. Use equivalent rates when using atrazine 80W or 90% dry flowable formulations. One quart of atrazine 4L equals 1.25 pounds of atrazine 80W or 1.1 pounds of atrazine 90% dry flowable.

NOTE: Use 3 to 4 quarts of Lasso per acre for control of yellow nutsedge or to reduce competition from the hard-to-control weeds listed on this label.

**Preemergence Surface Application Rates**

| SOIL TEXTURAL GROUP* | BROADCAST RATE PER ACRE (QUARTS)** |                |                             |                |
|----------------------|------------------------------------|----------------|-----------------------------|----------------|
|                      | Less than 1.5% organic matter      |                | 1.5% or more organic matter |                |
|                      | Lasso® +                           | atrazine 4L*** | Lasso +                     | atrazine 4L*** |
| Coarse (except sand) | 1.5                                | 0.75 to 1      | 1.5 to 1.75                 | 0.75 to 1      |
| Medium               | 1.5 to 1.75                        | 1 to 1.25      | 1.5 to 2                    | 1 to 1.5       |
| Fine                 | 1.5 to 2                           | 1 to 1.5       | 1.75 to 2.25                | 1.25 to 1.75   |

\*Refer to the "SOIL TEXTURE" section of this label to determine the corresponding soil textural group for the soil to be treated.

\*\*Use the higher rates in the recommended ranges in areas of heavy weed infestations, or for fields under irrigation.

\*\*\*Use rates listed in this label when using atrazine 4L. Use equivalent rates when using atrazine 80W or 90% dry flowable formulations. One quart of atrazine 4L equals 1.25 pounds of atrazine 80W or 1.1 pounds of atrazine 90% dry flowable.

NOTE: When applied under sprinkler irrigation systems use a minimum of 2 quarts per acre of Lasso and 1 quart per acre of atrazine 4L in this tank mixture on coarse soils.

In the Texas Panhandle, Oklahoma Panhandle and the fine textured soils of the Gulf Coast and Blacklands of Texas, do not exceed 1.25 quarts of atrazine 4L per acre as crop injury may result due to atrazine.

~~Postemergence Surface Application Rates See the "Preemergence Surface" application rates for recommended broadcast rates per acre.~~

**Conservation or Minimum Tillage Systems  
TANK MIXTURES**

**AT-PLANTING APPLICATIONS**

Preemergence surface applications must be made ONLY to grain sorghum planted with seed that has been properly treated with Screen® seed protectant or safener containing the active ingredient, flurazole.

When applied as directed under the conditions described, these tank mixtures control many emerged annual weeds, suppress many emerged perennial weeds and give preemergence control of many annual grasses and weeds when grain sorghum (milo) will be planted directly into a cover crop, established sod or in previous crop residues. These tank mixtures will not control regrowth from perennial weeds.

**DO NOT APPLY BY AIR.**

Refer to specific labels for crop rotation restriction and cautionary statements of all products used in the tank mixture.

For mixing instructions, see the "MIXING, SPRAYING AND HANDLING INSTRUCTIONS" section of this label.

**Lasso and the following tank mixtures can be tank mixed with Roundup or Gramoxone Extra.**

- **LASSO plus ROUNDUP** ————— ■
- or
- **LASSO plus GRAMOXONE EXTRA** ————— ■
- or
- **LASSO plus ATRAZINE plus ROUNDUP** ————— ■
- or
- **LASSO plus ATRAZINE plus GRAMOXONE EXTRA** ————— ■

Apply the tank mixtures with Roundup in 10 to 20 gallons of water or 10 to 60 gallons of nitrogen solution per acre, or the tank mixtures with Gramoxone Extra in 20 to 60 gallons of water or clear liquid fertilizer per acre immediately before, during or after planting, but BEFORE CROP EMERGENCE. As density of stubble, crop residue or weeds increases, spray gallonage and rate should be increased within the recommended ranges to insure complete coverage. In the absence of emerged vegetation, delete the Roundup or Gramoxone Extra portion of these tank mixtures.

**APPROVED APPLICATION SYSTEMS**

**Ground-Broadcast boom**

Reference the "APPLICATION SYSTEMS" section of this label for detailed information on the application of this product using the system selected.

**CONTROL OR SUPPRESSION  
OF EMERGED WEEDS**

## ATTENTION

**AVOID DRIFT - EXTREME CARE MUST BE USED WHEN APPLYING THESE TANK MIXTURES TO PREVENT INJURY TO DESIRABLE PLANTS AND CROPS.** Do not allow spray mist to drift since even minute quantities of spray can cause severe damage or destruction to nearby crops, plants or other areas on which treatment is not intended. Do not apply when winds are gusty or in excess of 5 miles per hour or when other conditions, including lesser wind velocities, will allow drift to occur. When spraying avoid combinations of pressure and nozzle type that will result in fine particles (mist) which are more likely to drift.

## ■ ROUNDUP® ■

**Annual Weeds**-Apply 1 to 1.5 pints of Roundup per acre in these tank mixtures when weeds are less than 6 inches tall. Use 2 pints of Roundup per acre for control of fall panicum, barnyardgrass, crabgrass and shattercane up to 2 inches tall; Pennsylvania smartweed up to 6 inches tall; other annual weeds 6 to 12 inches tall. For emerged annual weeds controlled, see the "WEEDS CONTROLLED" section of the label for Roundup.

**Perennial Weeds**-At normal application dates in minimum tillage systems, perennial weeds may not be at the proper stage of growth for control. See the "GENERAL INFORMATION" section of the label for Roundup for the proper stage of growth for perennial weeds. Use of 2 to 4 quarts of Roundup per acre in the above mixtures under these conditions provides top kill and reduces competition from many emerged perennial grasses and broadleaf weeds.

For emerged perennial weeds controlled, see the "WEEDS CONTROLLED" section of the label for Roundup. To obtain control of perennial weeds, follow the recommendations on the label for Roundup for stage of growth and rate of application.

**USE OF THIS MIXTURE FOR BERMUDAGRASS OR JOHNSONGRASS CONTROL IS NOT RECOMMENDED.**

**NOTE:** When using these tank mixtures, do not exceed 4 quarts of Roundup herbicide per acre.

**Ammonium Sulfate**-The addition of ammonium sulfate in the spray solution may increase the performance of Roundup tank mixtures on emerged annual weeds under adverse growing conditions. When using ammonium sulfate, add 2 percent dry ammonium sulfate by weight or 17 pounds per 100 gallons of water. Ammonium sulfate should be added to the water in the spray tank and completely dissolved prior to adding the herbicide or surfactant. Do not mix ammonium sulfate in fluid fertilizer solutions.

If ammonium sulfate is added directly to the spray tank, add slowly with agitation. Adding too quickly may clog outlet lines. Nozzle tip plugging may result from the use of low-quality ammonium sulfate. To determine quality, perform a jar test by adding 1/3 cup of ammonium sulfate to 1 gallon of water and agitate for one minute. If undissolved sediment is observed, predissolve the

ammonium sulfate in water and filter prior to adding to the spray tank.

Following use of ammonium sulfate, thoroughly rinse the spray system with clean water to reduce corrosion.

**Surfactants-Nonionic** surfactants which are labeled for use with herbicides may be used with Roundup. Do not reduce rates of Roundup when adding surfactant. Use 0.5 percent surfactant concentrate (2 quarts per 100 gallons of spray solution) when using surfactants which contain at least 50 percent active ingredient or a 1 percent surfactant concentration (4 quarts per 100 gallons of spray solution) for those surfactants containing less than 50 percent active ingredient. Read and carefully observe surfactant cautionary statements and other information appearing on the surfactant label.

**GRAMOXONE EXTRA**

When used as directed, Gramoxone Extra in these tank mixtures controls many emerged annual weeds and suppresses many emerged perennial weeds.

**Broadcast Treatment**-Apply 1.5 to 3 pints of Gramoxone Extra per acre in these tank mixtures immediately before, during or after planting, but **BEFORE CROP EMERGENCE**. Use 1.5 to 2 pints when weeds are 1 to 3 inches tall, 2 to 2.5 pints when weeds are 3 to 6 inches tall and 2.5 to 3 pints when weeds are 6 inches tall. These mixtures may not control weeds taller than 6 inches. As density of stubble, crop residue or weeds increases, spray gallonage should be increased within the recommended range for complete coverage. Add a nonionic spreader surfactant (approved for use on crops) containing at least 75% surfactant active agent at 8 fluid ounces per 100 gallons of diluted spray. **REFER TO THE GRAMOXONE EXTRA LABEL FOR PRECAUTIONARY STATEMENTS.**

**PREEMERGENCE WEED CONTROL**

**■ LASSO® ■**

For weeds controlled preemergence, see the "WEEDS CONTROLLED" section of this label. See the following table for recommended rates of Lasso in this tank mixture on various soil types:

| SOIL<br>TEXTURAL<br>GROUP* | BROADCAST RATE PER ACRE (QUARTS) |         |
|----------------------------|----------------------------------|---------|
|                            | Lasso®                           |         |
| Coarse                     | 2                                | to 2.5  |
| Medium                     | 2.5                              | to 2.75 |
| Fine                       | 2.5                              | to 3    |

\*Refer to the "SOIL TEXTURE" section of the label to determine the corresponding soil textural group for the soil to be treated.

710 AT III

Use the higher rate of Lasso in the recommended ranges in areas of heavy grass infestation, or when organic matter content is 3 percent or more.

**LASSO® plus ATRAZINE**

For weeds controlled preemergence, see the "WEEDS CONTROLLED" section of this label.

See the following table for recommended rates of Lasso plus atrazine in this tank mixture on various soil types.

**BROADCAST RATE PER ACRE (QUARTS)**

| SOIL TEXTURAL GROUP*   | Lasso®       | + | atrazine 4L** |
|------------------------|--------------|---|---------------|
| Coarse-sandy loam only | 1.5 to 2     |   | 0.75 to 1     |
| Medium                 | 1.75 to 2.25 |   | 1 to 1.25     |
| Fine                   | 2 to 2.5     |   | 1.25 to 1.5   |

\*Refer to the "SOIL TEXTURE" section of this label to determine the corresponding soil textural group for the soil to be treated.

\*\*Use rates listed in this label when using atrazine 4L. Use equivalent rates when using atrazine 80W or 90% dry flowable formulations. One quart of atrazine 4L equals 1.25 pounds of atrazine 80W or 1.1 pounds of atrazine 90% dry flowable.

Use the higher rate of Lasso in the recommended ranges in areas of heavy grass infestation or when fall panicum or crabgrass will be present.

Use the higher rate of atrazine in the recommended ranges on soils with greater than 3 percent organic matter.

NOTE: ~~PLANT ONLY~~ CORN, PEANUTS, SORGHUM OR SOYBEANS ~~can be planted~~ the year following use of this mixture.

There is a possibility of crop injury due to carryover of atrazine if soybeans ~~or other non-labeled crops~~ are planted the following year. DO NOT plant soybeans the year following use of this tank mixture on furrow irrigated corn.

~~DO NOT~~ ~~graze treated area or feed treated forage to livestock for~~ ~~21 days following application of this tank mixture.~~

**EARLY PREPLANT APPLICATIONS**

Apply this tank mixture in water or sprayable fluid fertilizer as a single application within 30 days prior to planting. When making split applications, apply this tank mixture within 45 days prior to planting, followed by an additional application of Lasso at planting. If emerged weeds are present at the time of the early

preplant application or at-planting application, a labeled contact herbicide or tillage should be used. The at-planting application should be made before crop or weeds emerge. Minimize movement of treated soil out of the row or untreated soil to the surface during planting or weed control may be reduced. Do not use in coarse or fine textured soils.

**RECOMMENDED RATES:** Refer to the following tables for the recommended broadcast treatment rates for this tank mixture. Applications which are not consistent with recommendations in this label may result in unsatisfactory weed control or crop injury.

**Early Preplant Application Rates**

| SOIL<br>TEXTURAL<br>GROUP* | BROADCAST RATE PER ACRE<br>(QUARTS)** |             |                            |
|----------------------------|---------------------------------------|-------------|----------------------------|
|                            | Early<br>application                  |             | At-planting<br>application |
|                            | Lasso® +                              | atrazine 4L | Lasso                      |
| <b>SINGLE APPLICATION</b>  |                                       |             |                            |
| Coarse<br>(except sand)    | 2.25 to 3                             | 1 to 1.25   | •                          |
| Medium                     | 2.75 to 3                             | 1.5 to 2    | •                          |
| <b>SPLIT APPLICATION</b>   |                                       |             |                            |
| Coarse<br>(except sand)    | 1.75 to 2                             | 1 to 1.5    | 0.75 to 1                  |
| Medium                     | 1.75 to 2                             | 1.5 to 2    | 0.75 to 1                  |

\*Refer to the "SOIL TEXTURE" section of this label to determine the corresponding soil textural group for the soil to be treated.

\*\*Use the higher rate in the recommended range in areas of heavy weed infestation.

## **SOYBEANS**

When making applications on soybeans, do not make more than one application per year or exceed a total of 3 quarts of Lasso per acre per year.

**Do not feed forage, hay or straw from soybeans treated with this product or tank mixtures with this product. Do not ensile soybeans treated with this product.**

### **LASSO®**

Apply this product in water or sprayable fluid fertilizer solution for control of yellow nutsedge, and the annual grasses and broadleaf weeds listed in the "WEEDS CONTROLLED" section of this label.

#### **APPROVED APPLICATION SYSTEMS**

Ground—Broadcast boom; banded

Aerial—Fixed wing; helicopter

Center Pivot Irrigation

Dry Bulk Fertilizer Impregnation

Reference: The "APPLICATION SYSTEMS" section of this label provides detailed information on the application of this product using the system selected.

#### **APPROVED APPLICATION METHODS**

**Preplant Incorporated**—Apply this product within 7 days prior to planting and shallowly incorporate or Surface Blend into the upper 1 to 2 inches of soil.

**Preemergence Surface**—Apply this product after planting, before crop and weed emergence and within 5 days after last preplant tillage operation.

Reference: The "APPLICATION TIMING AND METHODS" section of this label provides detailed information and procedures for the application timing and method selected.

**RECOMMENDED RATES:** Refer to the following tables for the recommended broadcast treatment rates for this product. Applications which are not consistent with recommendations in this label may result in unsatisfactory weed control or crop injury.



**Preplant Incorporated Application Rates**

| SOIL<br>TEXTURAL<br>GROUP* | BROADCAST RATE PER ACRE (QUARTS)** |                              |
|----------------------------|------------------------------------|------------------------------|
|                            | Less than 3%<br>organic matter     | 3% or more<br>organic matter |
| Coarse                     | 2.5                                | 2.5                          |
| Medium                     | 2.5 to 3                           | 2.5 to 3                     |
| Fine                       | 2.5 to 3                           | 3                            |

\*Refer to the "SOIL TEXTURE" section of this label to determine the corresponding soil textural group for the soil to be treated.

\*\*Use the higher rate in the recommended range in areas of heavy weed infestations. Use a minimum of 3 quarts per acre on coarse textured soils for control of yellow nutsedge or red rice.

**Surface Application Rates**

| SOIL<br>TEXTURAL<br>GROUP* | BROADCAST RATE PER ACRE (QUARTS)** |                              |
|----------------------------|------------------------------------|------------------------------|
|                            | Less than 3%<br>organic matter     | 3% or more<br>organic matter |
| Coarse***                  | 2 to 2.25                          | 2 to 2.25                    |
| Medium                     | 2 to 2.75                          | 2 to 2.75                    |
| Fine                       | 2 to 2.75                          | 2.5 to 3.0                   |

\*Refer to the "SOIL TEXTURE" section of this label to determine the corresponding soil textural group for the soil to be treated.

\*\*Use the higher rate in the recommended range in areas of heavy weed infestations. Use a minimum of 2.5 quarts of this product per acre on coarse soils and 3 quarts on medium or fine textured soils to control black or hairy nightshade.

\*\*\*When applied through center pivot irrigation or under sprinkler irrigation systems on coarse soils, use 3 quarts per acre of this product.

**LASSO plus CANOPY  
(TANK MIXTURE)**

Apply this tank mixture in water or sprayable fluid fertilizer solution for control of annual grasses and broadleaf weeds in the "WEEDS CONTROLLED" section of this label.

NOTE: Observe all precautions and limitations on the Lasso and Canopy labels including precautions on soil pH, sensitive soybean varieties, minimum recropping interval and rotational guidelines.

74241

DO NOT plant rice or peanuts within 18 months after application of this tank mixture.

**APPROVED APPLICATION SYSTEM**

**Ground-Broadcast boom**

Reference: The "APPLICATION SYSTEMS" section of the label provides detailed information on the application of this tank mixture using the system selected.

**APPROVED APPLICATION METHODS**

**Preplant Incorporated**-Apply this tank mixture within 7 days prior to planting and shallowly incorporate or Surface Blend into the upper 1 to 2 inches of soil. Preplant incorporation may cause slight soybean injury early, but soybeans should recover with no subsequent effect on growth or yield.

**Preemergence Surface**-Apply this tank mixture after planting, before crop and weed emergence and within 5 days after the last preplant tillage operation.

Reference: The "APPLICATION TIMING AND METHODS" section of this label provides detailed information and procedures for application timing and method selected.

**RECOMMENDED RATES:** Refer to the following tables for the recommended broadcast treatment rates for this tank mixture. Applications which are not consistent with recommendations in this label may result in unsatisfactory weed control or crop injury.

## Preplant Incorporated Application Rate

| SOIL<br>TEXTURAL<br>GROUP*               | BROADCAST RATES PER ACRE**  |                    |                            |                    |
|--|-----------------------------|--------------------|----------------------------|--------------------|
|  | 1/2 to 3%<br>organic matter |                    | 3% to 5%<br>organic matter |                    |
|  | Lasso®<br>(quarts)          | Canopy<br>(ounces) | Lasso<br>(quarts)          | Canopy<br>(ounces) |
| Coarse-loamy sand,<br>sandy loam<br>only | 2 to 2.5                    | 6                  | 2 to 2.5                   | 8                  |
| Medium***                                | 2 to 2.5                    | 8                  | 2.25 to 2.75               | 10                 |
| Fine                                     | 2.25 to 2.75                | 10                 | 2.5 to 3                   | 12                 |

\*Refers to the "SOIL TEXTURE" section of this label to determine the corresponding soil textural group of the soil to be tested. DO NOT APPLY TO SOIL WITH LESS THAN 1/2% organic matter.

\*\*Use the higher rate of Lasso in the recommended ranges in areas of heavy grass infestations, heavy crop residue or when broadleaf signalgrass is present. See the "WEEDS CONTROLLED" section of this label for specific rate recommendations on seedling johnsongrass, red rice and yellow nutsedge.

\*\*\*In southeast KS, southwest MO and northeast OK on soils with 1/2 to 3% organic matter, use 5 to 6 ounces Canopy per acre. On silt loam soils in TN and KY, use 6 to 8 ounces of Canopy per acre.

NOTE: In the states of IA, IL, IN, KS, MI, MO, MN, NE, OK, OH, and WI on soils with 1/2 to 4% organic matter, reduced rates of Canopy are recommended for broadleaf weed control. Use 5 ounces of Canopy per acre on coarse soils (loamy sand and sandy loam only); 6 ounces on medium soils; 6 to 7 ounces on fine soils. Do not apply to soils with greater than 6.8 pH or to soils with less than 1/2% organic matter or greater than 4% organic matter.

For improved control of heavy velvetleaf infestations, add 1/2 pint of Command herbicide per acre to this tank mixture and preplant incorporate. Observe all precautions and limitations on the Canopy and Command labels before using this tank mixture.

**Surface Application Rates**

| SOIL<br>TEXTURAL<br>GROUP*               | BROADCAST RATES PER ACRE** |          |                |          |
|--|----------------------------|----------|----------------|----------|
|  | 1/2 to 3%                  |          | 3% to 5%       |          |
|  | organic matter             |          | organic matter |          |
|  | Lasso®                     | Canopy   | Lasso          | Canopy   |
|  | (quarts)                   | (ounces) | (quarts)       | (ounces) |
| Coarse-loamy sand,<br>sandy loam<br>only | 1.75 to 2.25               | 6        | 1.75 to 2.25   | 8        |
| Medium***                                | 1.75 to 2.25               | 8        | 2 to 2.5       | 10       |
| Fine                                     | 2 to 2.5                   | 10       | 2.25 to 2.75   | 12       |

\*Refer to the "SOIL TEXTURE" section if this label to determine the corresponding soil textural group for the soil to be treated. DO NOT APPLY TO SOIL WITH LESS THAN 1/2% organic matter.

\*\*Use the higher rate of Lasso in the recommended ranges in areas of heavy grass infestations, heavy crop residue or when broadleaf signalgrass is present.

\*\*\*In southeast KS, southwest MO and northeast OK on soils with 1/2 to 3% organic matter, use 5 to 6 ounces Canopy per acre. On silt loam soils in TN and KY, use 6 to 8 ounces of Canopy per acre.

NOTE: In the states of IA, IL, IN, KS, MI, MO, MN, NE, OK, OH, and WI on soils with 1/2 to 4% organic matter, reduced rates of Canopy are recommended for broadleaf weed control. Use 5 ounces of Canopy per acre on coarse soils (loamy sand and sandy loam only); 6 ounces on medium soils; 6 to 7 ounces on fine soils. Do not apply to soils with greater than 6.8 pH or to soils with less than 1/2% organic matter or greater than 4% organic matter.

**LASSO® plus COMMAND  
(TANK MIXTURE)**

Apply this tank mixture in water or sprayable fluid fertilizer solution for control of yellow nutsedge and the annual grasses and broadleaf weeds listed in the "WEEDS CONTROLLED" section of this label.

NOTE: Observe all precautions and limitations on the Lasso and Command labels before use of this tank mixture.

700 4111

## APPROVED APPLICATION SYSTEMS

**Ground-Broadcast boom; banded**

**Reference:** The "APPLICATION SYSTEMS" section of this label provides detailed information on the application of this tank mixture using the system selected.

### APPROVED APPLICATION METHODS

**Preplant Incorporated—Apply** this tank mixture within 7 days prior to planting and shallowly incorporate or Surface Blend into the upper 1 to 2 inches of soil.

**Reference:** The "APPLICATION TIMING AND METHODS" section of this label provides detailed information and procedures for application timing and method selected.

**RECOMMENDED RATES:** Apply 2 to 2.5 quarts of Lasso plus 1 pint of Command per acre. In areas of heavy pigweed and lambsquarter infestations, use 2.5 to 3 quarts of Lasso per acre in the tank mixture.

### LASSO® plus GEMINI (TANK MIXTURE)

Apply this tank mixture in water or sprayable fluid fertilizer solution for control of annual grasses and broadleaf weeds in the "WEEDS CONTROLLED" section of this label.

**NOTE:** Observe all precautions and limitations on the Lasso and Gemini labels including precautions on soil pH, minimum recropping interval and rotational guidelines.

**DO NOT** plant rice or peanuts within 18 months after application of this tank mixture.

## APPROVED APPLICATION SYSTEMS

**Ground-Broadcast boom; banded**

**Reference:** The "APPLICATION SYSTEMS" section of this label provides detailed information on the application of this tank mixture using the system selected.

### APPROVED APPLICATION METHODS

**Preemergence Surface—Apply** this tank mixture after planting, before crop and weed emergence and within 5 days after last preplant tillage operation.

**Reference:** The "APPLICATION TIMING AND METHODS" section of this label provides detailed information and procedures for application timing and method selected.

**RECOMMENDED RATES:** Refer to the following tables for the recommended broadcast treatment rates for this tank mixture.

177-211

Applications which are not consistent with recommendations in this label may result in unsatisfactory weed control or crop injury.

**Surface Application Rates**

| SOIL<br>TEXTURAL<br>GROUP* | BROADCAST RATES PER ACRE**  |                    |
|----------------------------|-----------------------------|--------------------|
|                            | 1/2 to 3%<br>organic matter |                    |
|                            | Lasso®<br>(quarts)          | Gemini<br>(ounces) |
| Coarse-sandy loam<br>only  | 1.75 to 2.25                | 12 to 16           |
| Medium                     | 1.75 to 2.25                | 16 to 20           |
| Fine                       | 2 to 2.5                    | 20 to 24           |

\*Refer to the "SOIL TEXTURE" section of this label to determine the corresponding soil textural group for the soil to be treated.

\*\*Use the higher rate of Lasso in the recommended ranges in areas of heavy grass infestations, heavy crop residue or when broadleaf signalgrass is present. Use the higher rate of Gemini in the recommended ranges on soils with higher organic matter or heavy pressure from large deep germinating weed seeds.

**LASSO® plus LEXONE  
OR  
LASSO plus SENCOR  
(TANK MIXTURE)**

Apply this tank mixture in water or sprayable fluid fertilizer solution for control of yellow nutsedge and the annual grasses and broadleaf weeds listed in the "WEEDS CONTROLLED" section of this label.

NOTE: DO NOT use on suck soils or on alkaline soils with greater than 7.4 pH. Crop injury may result if atrazine was applied the year preceding use of this tank mixture.

DO NOT REPLANT CROPS OTHER THAN SOYBEANS FOR 120 DAYS AFTER APPLICATION OF THESE TANK MIXTURES.

**APPROVED APPLICATION SYSTEMS**

Ground-Broadcast boom; banded

Aerial-Fixed wing; helicopter

Dry Bulk Fertilizer Impregnation

Reference: The "APPLICATION SYSTEMS" section of this label provides detailed information on the application of this tank mixture using the system selected.

## APPROVED APPLICATION METHODS

**Preplant Incorporated**—Apply this tank mixture within 7 days prior to planting and shallowly incorporate or Surface Blend into the upper 1 to 2 inches of soil. Preplant incorporation may cause slight soybean injury early, but soybeans should recover with no subsequent effect on growth or yield.

**Freeemergence Surface**—Apply this tank mixture after planting, before crop and weed emergence and within 5 days after last preplant tillage operation.

**Reference:** The "APPLICATION TIMING AND METHODS" section of this label provides detailed information and procedures for application timing and method selected.

**RECOMMENDED RATES:** Refer to the following tables for the recommended broadcast treatment rates for this tank mixture. Applications which are not consistent with recommendations in this label may result in unsatisfactory weed control or crop injury.

### Preplant Incorporated Application Rates

|                            |                    | BROADCAST RATE PER ACRE                       |  |   |      |  |
|----------------------------|--------------------|---|--|---|------|--|
|                            |                    | Less than 3%<br>organic matter                |  | 3% or more<br>organic matter                  |      |  |
|                            |                    | Lexone<br>4L** or<br>Sencor<br>4F**<br>(pint) |  | Lexone<br>4L** or<br>Sencor<br>4F**<br>(pint) |      |  |
| SOIL<br>TEXTURAL<br>GROUP* | Lasso®<br>(quarts) |   |  | Lasso<br>(quarts)                             |      |  |
| <b>Coarse—sandy loam</b>   |                    |   |  |   |      |  |
| only                       | 2 to 2.5           | 0.5   |  | 2 to 2.5                                      | 0.75 |  |
| Medium                     | 2 to 2.5           | 0.5 to 0.75                                   |  | 2.25 to 2.75                                  | 0.75 |  |
| Fine                       | 2.25 to 2.75       | 0.75 to 1                                     |  | 2.5 to 3                                      | 1    |  |

\*Refer to the "SOIL TEXTURE" section of this label to determine the corresponding soil textural group for the soil to be treated.

\*\*Use the rates listed in this label when using Lexone 4L or Sencor 4F. Use the equivalent rates when using the 50WP or DF formulations of these products. One pint of Lexone 4L or Sencor 4F equals one pound of the corresponding 50WP formulation or 2/3 pound of the corresponding DF formulation.

\*\*\*Use the 3 quart per acre rate of Lasso in areas of heavy weed infestation. Use 3 quarts of Lasso when black or hairy nightshade, yellow nutsedge or red rice is present.

**NOTE:** Do not use on coarse textured soils. Do not use on medium or fine textured soils with less than 1% organic matter. These mixtures, preplant incorporated, may cause slight soybean

injury early, but the soybeans should recover and subsequent growth or yield should not be affected.

For improved control of heavy velvetleaf infestations, add 1/2 pint of Command per acre to this tank mixture and preplant incorporate. Observe all precautions and limitations on the Lexone, Sencor and Command labels before using this tank mixture.

### Surface Application Rates

|                        |                   | BROADCAST RATE PER ACRE           |                  |                                   |  |
|------------------------|-------------------|-----------------------------------|------------------|-----------------------------------|--|
|                        |                   | Less than 3% organic matter       |                  | 3% or more organic matter         |  |
| SOIL TEXTURAL GROUP*   | Lasso® + (quarts) | Lexone 4L** or Sencor 4L** (pint) | Lasso + (quarts) | Lexone 4L** or Sencor 4L** (pint) |  |
| Coarse-sandy loam only | 1.75 to 2.25      | 0.5                               | 1.75 to 2.25     | 0.75                              |  |
| Medium                 | 1.75 to 2.25      | 0.5 to 0.75                       | 2 to 2.5         | 0.75                              |  |
| Fine                   | 2 to 2.5          | 0.75 to 1                         | 2.25 to 2.75     | 1                                 |  |

\*Refer to the "SOIL TEXTURE" section of this label to determine the corresponding soil textural group for the soil to be treated.

\*\*Use the rates listed in this label when using Lexone 4L or Sencor 4F. Use the equivalent rates when using the 50WP or DP formulations of these products. One pint of Lexone 4L or Sencor 4F equals one pound of the corresponding 50WP formulation or 2/3 pound of the corresponding DP formulation.

NOTE: DO NOT use on sand or loamy sand soil. Use 1.5 pints of Lexone 4L or Sencor 4F per acre in this tank mixture when applying on heavy clay soil of the Mississippi Delta. Use a minimum of 2.5 quarts of Lasso on coarse soils and 3 quarts in this tank mixture on medium or fine textured soils to control black or hairy nightshade.

### **LASSO® plus LINURON (TANK MIXTURE)**

Apply this tank mixture in water or sprayable fluid fertilizer solution for control of the annual grasses and broadleaf weeds listed in the "WEEDS CONTROLLED" section of this label.

NOTE: Plant seed at least 1-3/4 inches deep and DO NOT use on sand or loamy sand or on soils with less than 1% organic matter as crop injury may occur. DO NOT spray over the top of emerged soybeans.

### **APPROVED APPLICATION SYSTEMS**

Ground-Broadcast boom; banded



Reference: The "APPLICATION SYSTEMS" section of this label provides detailed information on the application of this tank mixture using the system selected.

#### APPROVED APPLICATION METHODS

**Preemergence Surface**—Apply after planting, before crop and weed emergence and within 5 days after last preplant tillage operation.

Reference: The "APPLICATION TIMING AND METHODS" section of this label provides detailed information and procedures for application timing and method selected.

**RECOMMENDED RATES:** Refer to the following table for the recommended broadcast treatment rates for this tank mixture. Applications which are not consistent with recommendations in this label may result in unsatisfactory weed control or crop injury.

#### Surface Application Rates

| SOIL<br>TEXTURAL<br>GROUP* | BROADCAST RATE PER ACRE (QUARTS) |                    |                              |                    |
|----------------------------|----------------------------------|--------------------|------------------------------|--------------------|
|                            | Less than 3%<br>organic matter   |                    | 3% or more<br>organic matter |                    |
|                            | Lasso® +                         | linuron**<br>4L*** | Lasso +                      | linuron**<br>4L*** |
| Coarse-sandy loam<br>only  | 1.75 to 2.25                     | 0.5                | 1.75 to 2.25                 | 0.5 to 0.75        |
| Medium                     | 1.75 to 2.25                     | 0.5 to 0.75        | 2 to 2.5                     | 0.75 to 1          |
| Fine                       | 2 to 2.5                         | 1                  | 2.25 to 2.75                 | 1.25 to 1.5        |

\*Refer to the "SOIL TEXTURE" section of this label to determine the corresponding soil textural group for the soil to be treated.

\*\*Use the rates listed on this label when using linuron 4L. Use equivalent rates when using linuron 50WP or 50 percent dry flowable formulations. One quart of linuron 4L equals 2 pounds of linuron 50WP or 2 pounds of linuron 50 percent dry flowable.

#### LASSO® plus LOROX PLUS (TANK MIXTURE)

Apply this tank mixture in water or sprayable fluid fertilizer solution for control of annual grasses and broadleaf weeds listed in the "WEEDS CONTROLLED" section of this label.

NOTE: Observe all precautions and limitations on the labels for Lasso and Lorox Plus, including precautions on soil pH, minimum recropping interval and rotation guidelines.

#### APPROVED APPLICATION SYSTEMS

Ground-Broadcast boom; banded.

Reference: The 'APPLICATION SYSTEMS' section of this label provides detailed information on the application of this tank mixture using the system selected.

### APPROVED APPLICATION METHODS

**Preemergence Surface**—Apply this tank mixture after planting, before crop and weed emergence and within 5 days after last preplant tillage operation.

Reference: The 'APPLICATION TIMING AND METHODS' section of this label provides detailed information and procedures for application timing and method selected.

**RECOMMENDED RATES:** Refer to the following table for the recommended broadcast treatment rates for this tank mixture. Applications which are not consistent with recommendations in this label may result in unsatisfactory weed control or crop injury.

#### Surface Application Rates

| SOIL<br>TEXTURAL<br>GROUP* | BROADCAST RATE PER ACRE**   |                        |
|----------------------------|-----------------------------|------------------------|
|                            | 1/2 to 3%<br>organic matter |                        |
|                            | Lasso®<br>(quarts)          | Lorox Plus<br>(ounces) |
| Coarse—sandy<br>loam only  | 1.75 to 2.25                | 12 to 14               |
| Medium                     | 1.75 to 2.25                | 14 to 16               |
| Fine                       | 2 to 2.5                    | 16 to 18               |

\*Refer to the 'SOIL TEXTURE' section of this label to determine the corresponding soil textural group for the soil to be treated.

\*\*Use the higher rate of Lasso in the recommended ranges in areas of heavy grass infestations, heavy crop residue or when broadleaf signalgrass is present. Use the higher rate of Lorox Plus in the recommended ranges on soils with higher organic matter or heavy pressure from large deep germinating weed seeds.

**LASSO® plus PREVIEW  
(TANK MIXTURE)**

Apply this tank mixture in water or sprayable fluid fertilizer solution for control of annual grasses and broadleaf weeds listed in the "WEEDS CONTROLLED" section of this label.

**NOTE:** Observe all precautions and limitations on the labels for Lasso and Preview, including precautions on soil pH, sensitive soybean varieties, minimum recropping interval and rotational guidelines.

**APPROVED APPLICATION SYSTEMS**

**Ground-Broadcast boom**

**Reference:** The "APPLICATION SYSTEMS" section of the label provides detailed information on the application of this tank mixture using the system selected.

**APPROVED APPLICATION METHODS**

**Preplant Incorporated**—Apply this tank mixture within 7 days prior to planting and shallowly incorporate or Surface Blend into the upper 1 to 2 inches of soil. Preplant incorporation may cause slight soybean injury early, but soybeans should recover with no subsequent effect on growth or yield.

**Preemergence Surface**—Apply this tank mixture after planting, before crop and weed emergence and within 5 days after last preplant tillage operation.

**Reference:** The "APPLICATION TIMING AND METHODS" section of this label provides detailed information and procedures for application timing and method selected.

**RECOMMENDED RATES:** Refer to the following tables for the recommended broadcast treatment rates for this tank mixture. Applications which are not consistent with recommendations in this label may result in unsatisfactory weed control or crop injury.

**Preplant Incorporated Application Rates**

| SOIL<br>TEXTURAL<br>GROUP* | BROADCAST RATE PER ACRE |                     |                   |                     |
|----------------------------|-------------------------|---------------------|-------------------|---------------------|
|                            | 1/2 to 3%               |                     | 3% to 5%          |                     |
|                            | organic matter          |                     | organic matter    |                     |
|                            | Lasso®<br>(quarts)      | Preview<br>(ounces) | Lasso<br>(quarts) | Preview<br>(ounces) |
| Coarse-sandy<br>loam only  | 2 to 2.5                | 6                   | 2 to 2.5          | 7                   |
| Medium                     | 2 to 2.5                | 7                   | 2.25 to 2.75      | 8                   |
| Fine                       | 2.25 to 2.75            | 8                   | 2.5 to 3          | 9                   |

\*Refer to the "SOIL TEXTURE" section of this label to determine the corresponding soil textural group for the soil to be

treated. DO NOT APPLY TO SOIL WITH LESS THAN 1/2% organic matter.

\*\*Use the higher rate of Lasso in the recommended ranges in areas of heavy grass infestations, heavy crop residue or when broadleaf signalgrass is present. See the "WEEDS CONTROLLED" section of this label for specific rate recommendations on seedling johnsongrass, red rice and yellow nutsedge.

For improved control of heavy velvetleaf infestations, add 1/2 pint of Command herbicide per acre to this tank mixture and preplant incorporate. Observe all precautions and limitations on the Preview and Command labels before using this tank mixture.

**Surface Application Rates**

| SOIL TEXTURAL GROUP*   | BROADCAST RATE PER ACRE  |                  |                         |                  |
|------------------------|--------------------------|------------------|-------------------------|------------------|
|                        | 1/2 to 3% organic matter |                  | 3% to 5% organic matter |                  |
|                        | Lasso® (quarts)          | Preview (ounces) | Lasso (quarts)          | Preview (ounces) |
| Coarse-sandy loam only | 1.75 to 2.25             | 6                | 1.75 to 2.25            | 7                |
| Medium                 | 1.75 to 2.25             | 7                | 2 to 2.5                | 8                |
| Fine                   | 2 to 2.5                 | 8                | 2.25 to 2.75            | 9                |

\*Refer to the "SOIL TEXTURE" section of this label to determine the corresponding soil textural group for the soil to be treated. DO NOT APPLY TO SOIL WITH LESS THAN 1/2% organic matter.

\*\*Use the higher rate of Lasso in the recommended ranges in areas of heavy weed infestations, heavy crop residue or when broadleaf signalgrass is present.

**LASSO plus PREVIEW plus LOROX plus**

Apply this tank mixture in water or sprayable fluid fertilizer solution for control of annual grasses and broadleaf weeds.

Observe all precautions and limitations on the labels for Lasso, Preview and LOROX plus including precautions on soil pH.

**APPROVED APPLICATION SYSTEMS**

**Ground Broadcast**

Reference: The "APPLICATION SYSTEMS" section of this label provides detailed information on the application of this tank mixture using the system selected.

**Preplant Incorporated**—Apply this tank mixture within 7 days prior to planting and shallowly incorporate or Surface Blend into the upper 1 to 2 inches of soil. Preplant incorporation may cause slight soybean injury early, but soybeans should recover with no subsequent affect on growth or yield.

**Preemergence Surface**—Apply this tank mixture after planting, before crop and weed emergence and within 5 days after last preplant tillage operation.

**Reference:** The "APPLICATION TIMING AND METHODS" section of this label provides detailed information and procedures for application timing and method selected.

**RECOMMENDED RATES:** Refer to the following tables for the recommended broadcast treatment rates for this tank mixture. Applications which are not consistent with recommendations in this label may result in unsatisfactory weed control or crop injury.

**Preplant Incorporated Application Rates**

**BROADCAST RATE PER ACRE\*\***

**1/2 to 3.5% organic matter**

| SOIL TEXTURAL GROUP*   | Lasso® + (quarts) | Preview + (ounces) | Lorox Plus (ounces) |
|------------------------|-------------------|--------------------|---------------------|
| Coarse-sandy loam only | 2 to 2.5          | 3                  | 6                   |
| Medium                 | 2 to 2.5          | 3.5                | 7                   |
| Fine                   | 2.25 to 2.75      | 4                  | 8                   |

\*Refer to the "SOIL TEXTURE" section of this label to determine the corresponding soil textural group for the soil to be treated. DO NOT APPLY TO SOIL WITH LESS THAN 1/2% organic matter.

\*\*Use the higher rate of Lasso in the recommended ranges in areas of heavy grass infestations, heavy crop residue or when broadleaf signalgrass is present. See the "WEEDS CONTROLLED" section of this label for specific rate recommendations on seedling johnsongrass, red rice and yellow nutsedge.

For improved control of heavy velvetleaf infestations, add 1/2 pint of Command herbicide per acre to this tank mixture and preplant incorporate. Observe all precautions and limitations on the Preview and Command labels before using this tank mixture.

**Surface Application Rates**

**BROADCAST RATE PER ACRE\*\***

**1/2 to 3.5% organic matter**

| SOIL<br>TEXTURAL<br>GROUP* | Lasso® +<br>(quarts) | Preview<br>(ounces) | +<br>Lorox Plus<br>(ounces) |
|----------------------------|----------------------|---------------------|-----------------------------|
| Coarse-sandy loam<br>only  | 1.75 to 2.25         | 3                   | 6                           |
| Medium                     | 1.75 to 2.25         | 3.5                 | 7                           |
| Fine                       | 2 to 2.5             | 4                   | 8                           |

\*Refer to the "SOIL TEXTURE" section of this label to determine the corresponding soil textural group for the soil to be treated. DO NOT APPLY TO SOIL WITH LESS THAN 1/2% organic matter.

\*Use the higher rate of Lasso in the recommended ranges in areas of heavy grass infestations, heavy crop residue or when broadleaf signalgrass is present.

#### LASSO® plus PURSUIT (TANK MIXTURE)

Apply this tank mixture in water or sprayable fluid fertilizer solution for control of yellow nutsedge and the annual grasses and broadleaf weeds listed in the "WEEDS CONTROLLED" section of this label.

Note: Observe all precautions and limitations on the Lasso and Pursuit labels before use of this tank mixture including precautions on minimum recropping interval and rotational guidelines.

DO NOT apply this tank mixture in sprayable fluid fertilizer.

#### APPROVED APPLICATION SYSTEMS

Ground-Broadcast boom; banded

Aerial-Fixed wing; helicopter

Reference: The "APPLICATION SYSTEMS" section of this label provides detailed information on the application of this tank mixture using the system selected.

#### APPROVED APPLICATION METHODS

**Preplant Incorporated**—Apply this tank mixture within 7 days prior to planting and shallowly incorporate or Surface Blend into the upper 1 to 2 inches of soil.

**Preemergence Surface**—Apply this tank mixture after planting, before crop and weed emergence and within 5 days after last preplant tillage operation.

Reference: The "APPLICATION TIMING AND METHODS" section of this label provides detailed information and procedures for application timing and method selected.

**RECOMMENDED RATES:** Refer to the following table for the recommended broadcast treatment rates for this tank mixture. Applications which are not consistent with recommendations in this label may result in unsatisfactory weed control or crop injury. See the "WEEDS CONTROLLED" section of this label for recommended rates and application methods for control of certain weeds.

| SOIL<br>TEXTURAL<br>GROUP* | BROADCAST RATE PER ACRE**            |                                     |                     |
|----------------------------|--------------------------------------|-------------------------------------|---------------------|
|                            | Less than 3%                         | 3% or more                          |                     |
|                            | organic matter<br>Lasso®<br>(quarts) | organic matter<br>Lasso<br>(quarts) | Pursuit<br>(ounces) |
| Coarse                     | 1.5 to 2                             | 1.5 to 2                            | 4                   |
| Medium                     | 1.5 to 2                             | 1.75 to 2.25                        | 4                   |
| Fine                       | 1.75 to 2.25                         | 2 to 2.5                            | 4                   |

\*Refer to the "SOIL TEXTURE" section of this label to determine the corresponding soil textural group for the soil to be treated.

\*\*Use the higher rate of Lasso in the recommended ranges in areas of heavy grass infestations, heavy crop residue or when the following weeds are present: fall panicum, barnyardgrass, broadleaf signalgrass, seedling johnsongrass, red rice or yellow nutsedge.

NOTE: Preplant incorporate this tank mixture for more consistent control of common cocklebur, common lambsquarters, jimsonweed, prickly sida, velvetleaf and sunflower and for reduced competition of morningglory and giant ragweed.

#### LASSO® plus SCEPTER (TANK MIXTURE)

Apply this tank mixture in water or sprayable fluid fertilizer solution for control of yellow nutsedge and the annual grasses and broadleaf weeds listed in the "WEEDS CONTROLLED" section of this label.

Note: Observe all precautions and limitations on the Lasso and Scepter labels before use of this tank mixture including precautions on minimum recropping interval and rotational guidelines.

DO NOT apply this tank mixture in sprayable fluid fertilizer.

#### APPROVED APPLICATION SYSTEMS

Ground-Broadcast boom; banded

Aerial-Fixed wing; helicopter

Reference: The "APPLICATION SYSTEMS" section of this label provides detailed information on the application of this tank mixture using the system selected.

980111

**APPROVED APPLICATION METHODS**

**Preplant Incorporated**—Apply this tank mixture within 7 days prior to planting and shallowly incorporate or Surface Blend into the upper 1 to 2 inches of soil.

**Preemergence Surface**—Apply this tank mixture after planting, before crop and weed emergence and within 5 days after last preplant tillage operation.

**Reference:** The "APPLICATION TIMING AND METHODS" section of this label provides detailed information and procedures for application timing and method selected.

**RECOMMENDED RATES:** Refer to the following table for the recommended broadcast treatment rates for this tank mixture. Applications which are not consistent with recommendations in this label may result in unsatisfactory weed control or crop injury. See the "WEEDS CONTROLLED" section of this label for recommended rates and application methods for control of certain weeds.

| SOIL<br>TEXTURAL<br>GROUP* | BROADCAST RATE PER ACRE**                   |  |                       |
|----------------------------|---|--|-----------------------|
|                            | Less than 3%                                | 3% or more                                 |                       |
|                            | <u>organic matter</u><br>Lasso®<br>(quarts) | <u>organic matter</u><br>Lasso<br>(quarts) | Scepter***<br>(pints) |
| Coarse                     | 1.5 to 2                                    | 1.5 to 2                                   | 1/2 to 2/3            |
| Medium                     | 1.5 to 2                                    | 1.75 to 2.25                               | 1/2 to 2/3            |
| Fine                       | 1.75 to 2.25                                | 2 to 2.5                                   | 1/2 to 2/3            |

\*Refer to the "SOIL TEXTURE" section of this label to determine the corresponding soil textural group for the soil to be treated.

\*\*Use the higher rate of Lasso in the recommended ranges in areas of heavy grass infestations, heavy crop residue or when the following weeds are present: fall panicum, barnyardgrass, broadleaf signalgrass, seedling johnsongrass, red rice or yellow nutsedge.

\*\*\*Use the higher rate of Scepter in the recommended range when red rice, sicklepod, beggarweed or velvetleaf are present.

For improved control of heavy velvetleaf infestations, add 1/2 pint of Command herbicide per acre to this tank mixture and preplant incorporate. Observe all precautions and limitations on the Scepter and Command labels before using this tank mixture.

**LASSO® plus TREFLAN  
(TANK MIXTURE)**

Apply this tank mixture in water or sprayable fluid fertilizer solution for control of the annual grasses and broadleaf weeds listed in the "WEEDS CONTROLLED" section of this label.

**APPROVED APPLICATION SYSTEMS**



Ground-Broadcast boom; banded

Reference: The "APPLICATION SYSTEMS" section of the label provides detailed information on the application of this tank mixture using the system selected.

#### APPROVED APPLICATION METHODS

**Preplant Incorporated**—Apply this tank mixture within 7 days prior to planting and shallowly incorporate or Surface Blend into the upper 1 to 2 inches of soil within eight (8) hours after application.

Reference: The "APPLICATION TIMING AND METHODS" section of this label provides detailed information and procedures for the application timing and method selected.

#### RECOMMENDED RATES:

**Preplant Incorporated**—Apply 2.5 to 3 quarts of Lasso plus 0.5 quarts of Treflan ~~per~~ per acre. Applications which are not consistent with the recommendation in this label may result in unsatisfactory weed control or crop injury.

**Conservation or Minimum  
Tillage Systems  
TANK MIXTURES**

**SOYBEANS ONLY**

When applied as directed under the conditions described, these tank mixtures control many emerged annual weeds, suppress many emerged perennial weeds and give preemergence control of many annual grasses and weeds when soybeans will be planted directly into a cover crop, stale seedbed, or in previous crop residues such as wheat stubble.

These tank mixtures will not control regrowth from perennial weeds.

**DO NOT APPLY BY AIR.**

For mixing instructions, see the "MIXING, SPRAYING AND HANDLING INSTRUCTIONS" section of this label.

**Lasso and the following tank mixtures can be tanked mixed with Roundup or Gramoxone Extra:**

- **LASSO plus ROUNDUP** ■
- or
- **LASSO plus GRAMOXONE EXTRA** ■
- or
- **LASSO plus CANOPY plus ROUNDUP** ■
- or
- **LASSO plus CANOPY plus GRAMOXONE EXTRA** ■
- or
- **LASSO plus GEMINI plus ROUNDUP** ■
- or
- **LASSO plus GEMINI plus GRAMOXONE EXTRA** ■
- or
- **LASSO plus LINURON plus ROUNDUP** ■
- or
- **LASSO plus LINURON plus GRAMOXONE EXTRA** ■
- or
- **LASSO plus LOROX PLUS plus ROUNDUP** ■
- or
- **LASSO plus LOROX PLUS plus GRAMOXONE EXTRA** ■
- or
- **LASSO plus PREVIEW plus ROUNDUP** ■
- or
- **LASSO plus PREVIEW plus GRAMOXONE EXTRA** ■
- or
- **LASSO plus PREVIEW plus LOROX PLUS** ■

- **OR**
- **LASSO plus PURSUIT plus ROUNDUP** ■
- **OR**
- **LASSO plus PURSUIT plus GRAMOXONE EXTRA** ■
- **OR**
- **LASSO plus SCEPTER plus ROUNDUP** ■
- **OR**
- **LASSO plus SCEPTER plus GRAMOXONE EXTRA** ■
- **OR**
- **LASSO plus LEZONE plus ROUNDUP** ■
- **OR**
- **LASSO plus LEZONE plus GRAMOXONE EXTRA** ■
- **OR**
- **LASSO plus SENCOR plus ROUNDUP** ■
- **OR**
- **LASSO plus SENCOR plus GRAMOXONE EXTRA** ■

Apply the tank mixtures with Roundup in 10 to 20 gallons of water or 10 to 60 gallons of nitrogen solution per acre, or the tank mixtures with Gramoxone Extra in 20 to 60 gallons of water or clear liquid fertilizer per acre immediately before, during or after planting, but BEFORE CROP EMERGENCE. As density of stubble, crop residue or weeds increases, spray gallonage and rate should be increased within the recommended ranges to insure complete coverage. In the absence of emerged vegetation delete the Roundup or Gramoxone Extra portion of these mixes.


**APPROVED APPLICATION SYSTEMS**

**Roundup Application Systems**

Reference: The 'APPLICATION SYSTEMS' section of this label provides information on the application of Roundup.

**CONTROL OR SUPPRESSION OF EMERGED WEEDS**

**ROUNDUP**



**ROUNDUP®**

**Annual Weeds**—Apply  $\frac{3}{4}$  to 1.5 pints of Roundup per acre in these tank mixtures when weeds are less than 6 inches tall. Use 2 pints of Roundup per acre for control of fall panicum, barnyardgrass, crabgrass and shattercane up to 2 inches tall; Pennsylvania smartweed up to 6 inches tall; ~~3 pints on~~ other annual weeds 6 to 12 inches tall. For emerged annual weeds controlled, see the "WEEDS CONTROLLED" section of the label for Roundup.

**Perennial Weeds**—At normal application dates in minimum tillage systems, perennial weeds may not be at the proper stage of growth for control. See the "GENERAL INFORMATION" section of the label for Roundup for the proper stage of growth for perennial weeds. Use of 2 to 4 quarts of Roundup per acre in this tank mixture under these conditions provides top kill and reduces competition from many emerged perennial grasses and broadleaf weeds. For perennial weeds controlled, see the "WEEDS CONTROLLED" section of the label for Roundup.

To obtain control of perennial weeds, follow recommendations on the label for Roundup for stage of growth and rate of application.

**USE OF THIS TANK MIXTURE FOR BERNUDAGRASS OR JOHNSONGRASS CONTROL IS NOT RECOMMENDED.**

**NOTE:** When using these tank mixtures, do not exceed 4 quarts of Roundup herbicide per acre.

**Ammonium Sulfate**—The addition of ammonium sulfate in the spray solution may increase the performance of Roundup tank mixtures on emerged annual weeds under adverse growing conditions. When using ammonium sulfate, add 2 percent dry ammonium sulfate by weight or 17 pounds per 100 gallons of water. Ammonium sulfate should be added to the water in the spray tank and completely dissolved prior to adding the herbicide or surfactant. Do not mix ammonium sulfate in fluid fertilizer solutions.

If ammonium sulfate is added directly to the spray tank, add slowly with agitation. Adding too quickly may clog outlet lines. Nozzle tip plugging may result from the use of low-quality ammonium sulfate. To determine quality, perform a jar test by adding 1/3 cup of ammonium sulfate to 1 gallon of water and agitate for one minute. If undissolved sediment is observed, predissolve the ammonium sulfate in water and filter prior to adding to the spray tank.

Following use of ammonium sulfate, thoroughly rinse the spray system with clean water to reduce corrosion.

**Surfactants**—Nonionic surfactants which are labeled for use with herbicides may be used with Roundup. Do not reduce rates of Roundup when adding surfactant. Use 0.5 percent surfactant concentrate (2 quarts per 100 gallons of spray solution) when using surfactants which contain at least 50 percent active ingredient or a 1 percent surfactant concentration (4 quarts per 100 gallons of spray solution) for those surfactants containing less than 50 percent active ingredient. Read and carefully observe surfactant cautionary statements and other information appearing on the surfactant label.

## GRAMOXONE EXTRA

When used as directed, Gramoxone Extra in tank mixture with labeled Lasso tank mixtures controls many emerged annual weeds and suppresses many emerged perennial weeds.

**Broadcast Treatment**—Apply 1.5 to 3 pints of Gramoxone Extra in this tank mixture immediately before, during or after planting but **BEFORE CROP EMERGENCE**. Use 1.5 to 2 pints when weeds are 1 to 3 inches tall, 2 to 2.5 pints when weeds are 3 to 6 inches tall and 2.5 to 3 pints when weeds are 6 inches tall. This mixture may not control weeds taller than 6 inches. As density of stubble, crop residue or weeds increases, spray gallonage should be increased within the recommended range for complete coverage. Add a nonionic spreader surfactant (approved for use in crops) containing at least 75 percent surface active agent at 8 fluid ounces per 100 gallons of diluted spray. REFER TO THE LABEL FOR GRAMOXONE EXTRA FOR PRECAUTIONARY STATEMENTS.

### PREEMERGENCE WEED CONTROL

#### LASSO®

For weeds controlled preemergence, see the "WEEDS CONTROLLED" section of this label.

See the following table for recommended rates of Lasso on various soil types.

| BROADCAST RATE PER ACRE (QUARTS) |        |
|----------------------------------|--------|
| SOIL<br>TEXTURAL<br>GROUP*       | Lasso® |
| Coarse                           | 2.5    |
| Medium                           | 3      |
| Fine                             | 3      |

\*Refer to the "SOIL TEXTURE" section of the label to determine the corresponding soil textural group for the soil to be treated.

#### LASSO® plus CANOPY

For weeds controlled preemergence see the "WEEDS CONTROLLED" section of this label for Lasso plus Canopy.

**NOTE:** Observe all precautions and limitations on the Lasso and Canopy labels including precautions on soil pH, sensitive soybean varieties and rotational crop restrictions.

See the following table for recommended rates of Lasso and Canopy in this tank mixture.

**BROADCAST RATE PER ACRE\*\***

| <b>SOIL<br/>TEXTURAL<br/>GROUP*</b> | <b>Lasso®<br/>(quarts)</b> | <b>+</b> | <b>Canopy<br/>(ounces)</b> |
|-------------------------------------|----------------------------|----------|----------------------------|
| Coarse-sandy<br>loam only           | 1.75 to 2.25               |          | 6                          |
| Medium                              | 2 to 2.5                   |          | 8                          |
| Fine                                | 2.5 to 3                   |          | 10                         |

\*Refer to the "SOIL TEXTURE" section of this label to determine the corresponding soil textural group for the soil to be treated.

\*\*Use the higher rate of Lasso and Canopy in areas of heavy weed infestation.

**LASSO® plus GEMINI**

For weed controlled preemergence see the "WEEDS CONTROLLED" section of this label for Lasso plus Gemini.

Note: Observe all precautions and limitations on the Lasso and Gemini labels including precautions on soil pH and rotational crop restrictions.

See the following table for recommended rates of Lasso and Gemini in this tank mixture.

| <b>SOIL<br/>TEXTURAL<br/>GROUP*</b> | <b>Lasso®<br/>(quarts)</b> | <b>+</b> | <b>Gemini<br/>(ounces)</b> |
|-------------------------------------|----------------------------|----------|----------------------------|
| Coarse-sandy<br>loam only           | 1.75 to 2.25               |          | 12 to 16                   |
| Medium                              | 2 to 2.5                   |          | 16 to 20                   |
| Fine                                | 2.5 to 3                   |          | 20 to 24                   |

\*Refer to the "SOIL TEXTURE" section of this label to determine the corresponding soil textural group for the soil to be treated.

\*\*Use the higher rate of Lasso and Gemini in areas of heavy weed infestation.

**LASSO® plus LEXONE  
or  
LASSO plus SENCOR**

For weeds controlled preemergence, see the "WEEDS CONTROLLED" section of this label for Lasso plus Lexone 4L or 8L or 4L'.

See the following table for recommended rates of Lasso plus Lexone 4L or Lasso plus Sencor 4F in this tank mixture on various soil types.

| SOIL<br>TEXTURAL<br>GROUP* | BROADCAST RATE PER ACRE** |   |
|----------------------------|---------------------------|---|
|                            | Lasso®<br>(quarts)        | +<br>Lexone 4L** or<br>Sencor 4F**<br>(pints) |
| Coarse-sandy<br>loam or ly | 1.75 to 2.25              | 0.5 to 0.75                                   |
| Medium                     | 2 to 2.5                  | 0.75 to 1                                     |
| Fine                       | 2.5 to 3                  | 1 to 1.5***                                   |

\*Refer to the "SOIL TEXTURE" section of this label to determine the corresponding soil textural group for the soil to be treated.

\*\*Use the rates listed in this label when using Lexone 4L or Sencor 4F. Use the equivalent rates when using the 50WP or DF formulations of these products. One pint of Lexone 4L or Sencor 4F equals one pound of the corresponding 50WP formulation or 2/3 pound of the corresponding DF formulation.

\*\*\*On the heavy clay soil of the Mississippi Delta, use 1.5 pints of Lexone 4L or Sencor 4F per acre.

Use the higher rate of Lasso in the recommended ranges in areas of heavy grass infestations or when fall panicum or crabgrass will be present.

Use the higher rate of Lexone or Sencor in the recommended ranges on soils with greater than 3% organic matter.

DO NOT use this mixture on sand or loamy sand soils as crop injury from Lexone or Sencor may occur.

DO NOT use on muck soils.

DO NOT apply on alkaline soils with a pH greater than 7.4.

Crop injury may occur if atrazine was applied the year before use of this tank mixture.

DO NOT REPLANT CROPS OTHER THAN SOYBEANS FOR 120 DAYS AFTER APPLICATION OF THESE TANK MIXTURES.

### ■ LASSO® plus LINURON ■

For weeds controlled preemergence, see the "WEEDS CONTROLLED" section of this label for Lasso plus linuron.

See the following table for recommended rates of Lasso and linuron in this tank mixture.

BROADCAST RATE PER ACRE\*\*

| SOIL TEXTURAL GROUP*   | Lasso®       | + | linuron 4L** |
|------------------------|--------------|---|--------------|
| Coarse-sandy loam only | 1.75 to 2.25 |   | 0.5 to 0.75  |
| Medium                 | 2 to 2.5     |   | 0.75 to 1    |
| Fine                   | 2.5 to 3     |   | 1 to 1.5     |

\*Refer to the "SOIL TEXTURE" section of the label to determine the corresponding soil textural group for the soil to be treated.

\*\*Use the rates listed on this label when using linuron 4L. Use equivalent rates when using linuron 50WP or 50% dry flowable formulation. One quart of linuron 4L equals 2 pounds of linuron 50WP or 2 pounds of linuron 50% dry flowable.

Use the higher rate of Lasso in the recommended ranges in areas of heavy grass infestation or when fall panicum or crabgrass will be present.

Use the higher rate of linuron in the recommended ranges on soils with greater than 3% organic matter.

DO NOT use this tank mixture on sand or loamy sand or on soil with less than 1% organic matter as crop injury from linuron may occur.

LASSO® plus LOROX PLUS

For weeds controlled preemergence see the "WEEDS CONTROLLED" section of this label for Lasso plus Lorox Plus.

NOTE: Observe all precautions and limitations on the labels for Lasso and Lorox Plus, including precautions on soil pH and rotational crop restrictions.

See the following table for recommended rates of Lasso and Lorox Plus in this tank mixture.

BROADCAST RATE PER ACRE\*\*

| SOIL TEXTURAL GROUP*   | Lasso® (quarts) | + | Lorox Plus (ounces) |
|------------------------|-----------------|---|---------------------|
| Coarse-sandy loam only | 1.75 to 2.25    |   | 12 to 14            |
| Medium                 | 2 to 2.5        |   | 14 to 16            |
| Fine                   | 2.5 to 3        |   | 16 to 18            |

\*Refer to the "SOIL TEXTURE" section of this label to determine the corresponding soil textural group for the soil to be treated.



**\*\*Use the higher rate of Lasso and Lorox Plus in areas of heavy weed infestation.**

**LASSO® plus PREVIEW**

For weed controlled preemergence see the "WEEDS CONTROLLED" section of this label for Lasso plus Preview.

**NOTE:** Observe all precautions and limitations on the labels for Lasso and Preview, including precautions on soil pH, sensitive soybean varieties and rotational crop restrictions.

See the following table for recommended rates of Lasso and Preview in this tank mixture.

| SOIL<br>TEXTURAL<br>GROUP* | BROADCAST RATE PER ACRE** |                          |
|----------------------------|---------------------------|--------------------------|
|                            | Lasso®<br>(quarts)        | +<br>Preview<br>(ounces) |
| Coarse-sandy<br>loam only  | 1.75 to 2.25              | 6                        |
| Medium                     | 2 to 2.5                  | 7                        |
| Fine                       | 2.5 to 3                  | 8                        |

\*Refer to the "SOIL TEXTURE" section of this label to determine the corresponding soil textural group for the soil to be treated.

**\*\*Use the higher rate of Lasso and Preview in areas of heavy weed infestation.**

**LASSO® plus PREVIEW plus LOROX PLUS**

For weeds controlled preemergence, see the "WEEDS CONTROLLED" section of this label for Lasso plus Preview.

**NOTE:** Observe all precautions and limitations on the labels for Lasso, Preview and Lorox Plus, including precautions on soil pH, sensitive soybean varieties and rotational crop restrictions.

See the following table for recommended rates of Lasso, Preview and Lorox Plus in this tank mixture.

| SOIL<br>TEXTURAL<br>GROUP* | BROADCAST RATE PER ACRE** |                            |                        |
|----------------------------|---------------------------|----------------------------|------------------------|
|                            | Lasso®<br>(quarts)        | +<br>Preview +<br>(ounces) | Lorox Plus<br>(ounces) |
| Coarse-sandy<br>loam only  | 1.75 to 2.25              | 3                          | 6                      |
| Medium                     | 2 to 2.5                  | 3.5                        | 7                      |
| Fine                       | 2.5 to 3                  | 4                          | 8                      |

\*Refer to the "SOIL TEXTURE" section of this label to determine the corresponding soil textural group for the soil to be treated.

\*\*Use the higher rate of Lasso in areas of heavy weed infestation.

**LASSO® plus PURSUIT**

For weeds controlled preemergence, see the "WEEDS CONTROLLED" section of this label for Lasso plus Pursuit.

NOTE: Observe all precautions and limitations on the Lasso and Pursuit labels before use of this tank mixture including minimum recropping interval and rotational guidelines.

See the following table for recommended rates of Lasso and Pursuit in this tank mixture.

| SOIL<br>TEXTURAL<br>GROUP* | BROADCAST RATE PER ACRE** |                       |
|----------------------------|---------------------------|-----------------------|
|                            | Lasso®<br>(quarts)        | + Pursuit<br>(ounces) |
| Coarse                     | 1.75 to 2.25              | 4                     |
| Medium                     | 2 to 2.5                  | 4                     |
| Fine                       | 2.5 to 3                  | 4                     |

\*Refer to the "SOIL TEXTURE" section of this label to determine the corresponding textural group for the soil to be treated.

\*\*Use the higher rate of Lasso in areas of heavy weed infestations.

**LASSO® plus SCEPTER**

For weeds controlled preemergence, see the "WEEDS CONTROLLED" section of this label for Lasso plus Scepter.

NOTE: Observe all precautions and limitations on the Lasso and Scepter labels before use of this tank mixture including minimum recropping interval and rotational guidelines.

See the following table for recommended rates of Lasso and Scepter in this tank mixture.

| SOIL<br>TEXTURAL<br>GROUP* | BROADCAST RATE PER ACRE** |                      |
|----------------------------|---------------------------|----------------------|
|                            | Lasso®<br>(quarts)        | + Scepter<br>(pints) |
| Coarse                     | 1.75 to 2.25              | 2/3                  |
| Medium                     | 2 to 2.5                  | 2/3                  |
| Fine                       | 2.5 to 3                  | 2/3                  |

\*Refer to the "SOIL TEXTURE" section of this label to determine the corresponding soil textural group for the soil to be treated.

---

PEANUTS

---

When making applications on peanuts, do not make more than two applications per year or exceed a total of 4 quarts of Lasso per acre per year.

Do not feed forage or hay from treated crop.

**LASSO®**

Apply this product in water solution for control of yellow nutsedge and the annual grasses and broadleaf weeds listed in the "WFEDS CONTROLLED" section of this label.

**APPROVED APPLICATION SYSTEMS**

Ground-Broadcast boom; banded

Aerial-Fixed wing; helicopter

Center Pivot Irrigation

Reference: The "APPLICATION SYSTEMS" section of this label provides detailed information on the application of this product using the system selected.

**APPROVED APPLICATION METHODS**

**Preplant Incorporated\***-Apply within 7 days prior to planting and shallowly incorporate or Surface Blend into the upper 1 to 2 inches of soil. For control of Texas panicum, this application should be made as a tank mixture with a labeled rate of Balan<sup>TM</sup>EC, Prowl<sup>TM</sup> or Sonolan<sup>TM</sup>DF herbicide.

**Preemergence Surface**-Apply after planting, before crop and weed emergence and within 5 days after last preplant tillage operation.

**Ground-crack Surface**-Apply this product at the ground-crack stage of peanuts.

Reference: The "APPLICATION TIMING AND METHODS" section of this label provides detailed information and procedures for application timing and method selected.

\*Incorporation on coarse soils may result in reduced length of weed control due to leaching with rainfall or irrigation. For improved control of yellow nutsedge and labeled broadleaf weeds, a labeled sequential ground-crack herbicide application should be made.

~~NOTE: Do not use treated forage for animal fodder.~~

<sup>TM</sup>Balan and Sonolan are trademarks of DowElanco Products Company.

**RECOMMENDED RATES:** Refer to the following table for recommended broadcast treatment rates for this product. Applications which are

100 of 1

**RECOMMENDED RATES:** Refer to the following table for recommended broadcast treatment rates for this product. Applications which are not consistent with recommendations in this label may result in unsatisfactory weed control or crop injury.

| <b>APPLICATION METHOD</b>                          | <b>LASSO** (QUARTS)</b> |
|--|-------------------------|
| Preplant Incorporated                              | 3 to 4                  |
| Preemergence or<br>Ground-cra <sup>n</sup> Surface | 3 to 4                  |

\*Use the higher rate in the recommended range if heavy weed infestations are present.

### **DRY BEANS**

When making applications on dry beans, do not make more than one application per year or exceed a total of 3 quarts of Lasso per acre per year.

**Do not feed, forage or hay from treated crop.**

#### **Dry Beans (All Types)**

**FOR USE ONLY IN NEW YORK AND WEST OF THE MISSISSIPPI RIVER,  
EXCEPT IN KERN COUNTY, CALIFORNIA.**

#### **LASSO®**

Apply this product in water solution for control of yellow nutsedge and the annual grasses and broadleaf weeds listed in the "WEEDS CONTROLLED" section of this label.

**NOTE: DO NOT APPLY ON DRY BEANS AFTER PLANTING AS CROP INJURY MAY OCCUR.** This product may delay crop maturity and/or reduce yield if cold, wet soil conditions occur after planting.

#### **APPROVED APPLICATION SYSTEMS**

**Ground-Broadcast boom**

**Reference:** The "APPLICATION SYSTEMS" section of this label provides detailed information on the application of this product using the system selected.

#### **APPROVED APPLICATION METHODS**

**Preplant Incorporated—**Apply this product within 7 days prior to planting and shallowly incorporate or Surface Blend into the upper 1 to 2 inches of soil.

**Reference:** The "APPLICATION TIMING AND METHODS" section of this label provides detailed information and procedures for application timing and method selected.

RECOMMENDED RATES: Apply 2.5 to 3 quarts of this product per acre and shallowly incorporate prior to planting. Use the higher rate in areas of heavy weed infestations or when black or hairy nightshade or yellow nutsedge are present. Applications which are not consistent with recommendations in this label may result in unsatisfactory weed control or crop injury.

---

**LASSO® plus EPTAM<sup>TM</sup>**  
**(TANK MIXTURE)**  
**Dry Beans (All Types)**

**FOR USE ONLY IN MICHIGAN AND  
WEST OF THE MISSISSIPPI RIVER,  
EXCEPT IN CALIFORNIA**

Apply this tank mixture in water solution for control of yellow nutsedge and the annual grasses and broadleaf weeds listed in the "WEEDS CONTROLLED" section of this label.

**NOTE:** Read the label for Eptam thoroughly for rotational crop restrictions. This tank mixture may delay crop maturity and/or reduce yield if cold, wet soil conditions occur after planting.

**APPROVED APPLICATION SYSTEMS**

**Ground-Broadcast boom**

**Reference:** The "APPLICATION SYSTEMS" section of this label provides detailed information on the application of this tank mixture using the system selected.

**APPROVED APPLICATION METHODS**

**Preplant Incorporated—**Apply this tank mixture within 7 days prior to planting and shallowly incorporate into the upper 2 inches of soil immediately.

**Reference:** The "APPLICATION TIMING AND METHODS" section of this label provides detailed information and procedures for application timing and method selected.

**RECOMMENDED RATES:** Apply 2 to 3 quarts of Lasso plus 2 to 3 pints of Eptam 7-E per acre. Use the higher recommended rate of Lasso for this tank mixture when heavy weed infestations, black or hairy nightshade or yellow nutsedge are present. **USE ONLY THE 2 QUART RATE OF LASSO IN MICHIGAN.** Applications which are not consistent with recommendations in this label may result in unsatisfactory weed control or crop injury.

---

~~**<sup>TM</sup>Eptam is a trademark of the ICI Americas Inc.**~~

10241

**LASSO® plus TREFLAN  
(TANK MIXTURE)  
Dry Beans (All Types)**

**FOR USE ONLY WEST OF THE  
MISSISSIPPI RIVER, EXCEPT IN KERN  
COUNTY, CALIFORNIA.**

Apply this tank mixture in water solution for control of yellow nutsedge and the annual grasses and broadleaf weeds listed in the "WEEDS CONTROLLED" section of this label.

**NOTE:** Read the label for Treflan thoroughly for rotational crop restrictions. This tank mixture may delay crop maturity and/or reduce yield if cold, wet soil conditions occur after planting.

**APPROVED APPLICATION SYSTEMS**

**Ground-Broadcast boom**

**Reference:** The "APPLICATION SYSTEMS" section of this label provides detailed information on the application of this tank mixture using the system selected.

**APPROVED APPLICATION METHODS**

**Preplant Incorporated**—Apply this tank mixture within 7 days prior to planting and shallowly incorporate into the upper 2 inches of soil within 8 hours after application.

**Reference:** The "APPLICATION TIMING AND METHODS" section of this label provides detailed information and procedures for application timing and method selected.

**RECOMMENDED RATES:** Apply 2.5 to 3 quarts of this product plus 1/2 quart of Treflan per acre. Use the higher rate of this product for this tank mixture in areas of heavy weed infestation or when black or hairy nightshade or yellow nutsedge are present. Applications which are not consistent with recommendations in this label may result in unsatisfactory weed control or crop injury.

**LASSO®  
Red Kidney Bean Types Only**

**FOR USE IN ILLINOIS,  
INDIANA AND WISCONSIN ONLY**

Apply this product in water solution for control of yellow nutsedge and the annual grasses and broadleaf weeds listed in the "WEEDS CONTROLLED" section of this label.

**NOTE:** This product may delay crop maturity and/or reduce yield if cold, wet soil conditions occur after planting.

**NOTE:** Only one application of Lasso herbicide may be made per cropping season.

## APPROVED APPLICATION SYSTEMS

Ground-Broadcast boom; banded

Reference: The "APPLICATION SYSTEMS" section of this label provides detailed information on the application of this tank mixture using the system selected.

## APPROVED APPLICATION METHODS

**Preplant Incorporated**—Apply this product within 7 days prior to planting and shallowly incorporate or Surface Blend into the upper 1 to 2 inches of soil.

**Preemergence Surface**—Apply this product after planting and before crop and weed emergence and within 5 days after last preplant tillage operation.

Reference: The "APPLICATION TIMING AND METHODS" section of this label provides detailed information and procedures for application timing and method selected.

**RECOMMENDED RATES:** Apply 2.5 to 3 quarts of this product per acre. Use the higher recommended rate when heavy weed infestations, black or hairy nightshade or yellow nutsedge are present. Preplant incorporate only for control of yellow nutsedge.

---

## LIMA BEANS (GREEN)

---

When making applications on lima beans, do not make more than one application per year or exceed a total of 3 quarts of Lasso per acre per year.

Do not feed forage or hay from treated crop.

FOR USE IN ALL STATES, EXCEPT  
IN KERN COUNTY, CALIFORNIA

## LASSO®

Apply this product in water solution for control of yellow nutsedge and the annual grasses and broadleaf weeds listed in the "WEEDS CONTROLLED" section of this label.

NOTE: This product may delay crop maturity and/or reduce yield if cold, wet soil conditions occur after planting.

## APPROVED APPLICATION SYSTEMS

Ground-Broadcast boom

Reference: The "APPLICATION SYSTEMS" section of this label provides detailed information on the application of this product using the system selected.

## APPROVED APPLICATION METHODS

**Preplant Incorporated**—Apply this product within 7 days prior to planting and shallowly incorporate or Surface Blend into the upper 1 to 2 inches of soil.

**Preemergence Surface**—Apply this product after planting and before crop and weed emergence and within 5 days after last preplant tillage operation.

**Reference:** The "APPLICATION TIMING AND METHODS" section of this label provides detailed information and procedures for application timing and method selected.

**RECOMMENDED RATES:** Refer to the following table for recommended broadcast treatment rates.

**Preplant Incorporated Application Rates**

| SOIL<br>TEXTURAL<br>GROUP* | BROADCAST RATE PER ACRE (QUARTS) |
|----------------------------|----------------------------------|
|                            | LASSO®                           |
| Coarse                     | 2                                |
| Medium and Fine**          | 2.5 to 3                         |

\*Refer to the "SOIL TEXTURE" section of this label to determine the corresponding soil textural group for the soil to be treated.

\*\*Use the higher rate in the recommended range in areas of heavy weed infestation or when black or hairy nightshade or yellow nutsedge are present.

**RECOMMENDED RATES:** Refer to the following table for recommended broadcast treatment rates.

**Surface Application Rates**

| SOIL<br>TEXTURAL<br>GROUP* | BROADCAST RATE PER ACRE (QUARTS) |
|----------------------------|----------------------------------|
|                            | LASSO®                           |
| Coarse                     | 1.5 to 2                         |
| Medium and Fine**          | 2.5 to 3                         |

\*Refer to the "SOIL TEXTURE" section of this label to determine the corresponding soil textural group for the soil to be treated.

\*\*Use the higher rate in the recommended range in areas of heavy weed infestation or when black or hairy nightshade are present.

**NOTE:** Preemergence applications are not recommended for use in Illinois or Wisconsin as crop injury may occur.



**MUNG BEANS**

When making applications on mung beans, do not make more than one application per year or exceed a total of 2 quarts of Lasso per acre per year.

**Do not feed forage or hay from treated crop.**

**FOR USE IN OKLAHOMA ONLY**

**LASSO®**

Apply this product in water solution for control of the annual grasses and broadleaf weeds listed in the "WEEDS CONTROLLED" section of this label.

**APPROVED APPLICATION SYSTEMS**

**Ground-Broadcast boom; banded**

Reference: The "APPLICATION SYSTEMS" section of this label provides detailed information on the application of product using the system selected.

**APPROVED APPLICATION METHODS**

**Preemergence Surface**—Apply this product after planting, before crop and weed emergence and within 5 days after last preplant tillage operation.

Reference: The "APPLICATION TIMING AND METHODS" section of this label provides detailed information and procedures for application timing and method selected.

**RECOMMENDED RATES:** Refer to the following table for recommended broadcast rates.

**Surface Application Rates**

| SOIL<br>TEXTURAL<br>GROUP* | BROADCAST RATE PER ACRE (QUARTS) |  |
|----------------------------|----------------------------------|--|
|                            | LASSO®                           |  |
| Coarse*                    | 1.5                              |  |
| Medium and Fine            | 2                                |  |

\*DO NOT USE ON SAND AS CROP INJURY MAY OCCUR.

1765A

---

**WOODY ORNAMENTALS**

---

**LASSO®**

**FOR USE ON JUNIPER (JUNIPERUS SPP.)  
AND YEW (TAXUS SPP.)**

Apply this product in water solution for control of the annual grasses and broadleaf weeds listed in the "WEEDS CONTROLLED" section of this label.

**NOTE:** Topical application or contact of this product with green foliage of the woody ornamental may cause injury and is not recommended. In case green foliage is accidentally sprayed, overhead irrigation within 1 hour after application will minimize injury symptoms (i.e., leaf tip burn, discoloration, distortion, etc.). This product is recommended for this use for application by certified, professional applicators only.

**DO NOT USE THIS PRODUCT ON SEEDBEDS, UNROOTED CUTTINGS OR PRIOR TO TRANSPLANTING. DO NOT USE THIS PRODUCT IN GREENHOUSES OR OTHER ENCLOSED STRUCTURES, APPLIED THROUGH IRRIGATION SYSTEMS OR MIXED WITH SPRAYABLE FLUID FERTILIZERS. APPLICATIONS DURING PERIODS WHEN TEMPERATURE EXCEEDS 90°F MAY CAUSE INJURY TO ORNAMENTALS.**

**APPROVED APPLICATION SYSTEMS**

Ground-Broadcast boom; banded

**Reference:** The "APPLICATION SYSTEMS" section of this label provides detailed information on the application of this tank mixture using the system selected.

**APPROVED APPLICATION METHODS**

**Post-Transplant Directed**—Apply this product as a directed spray after transplanting or to established plantings prior to weed emergence.

**Reference:** The "APPLICATION TIMING AND METHODS" section of this label provides detailed information and procedures for application timing and method selected.

**RECOMMENDED RATES:** Apply 4 quarts of this product per acre as a broadcast treatment. Applications which are not consistent with the recommendations in this label may result in unsatisfactory weed control or injury to ornamental plantings.

**NOTE:** Repeat applications of this product may be required for sustained weed control. DO NOT exceed 3 applications 2 applications or exceed a total of 6 quarts of Lasso per year or retreat within 21 days.

APPENDIX  
LIST OF COMMON AND SCIENTIFIC NAME OF ANNUAL GRASSES AND BROADLEAF  
WEEDS.

ANNUAL GRASSES

**Sarnyardgrass**

*Echinochloa crus-galli*

**Crabgrass**

*Digitaria ischaemum*

*Digitaria sanguinalis*

**Cupgrass, woolly**

*Eriochloa villosa*

**Foxtail, giant**

*Setaria faberi*

**Foxtail, green, robust**

**purple, robust white**

*Setaria viridis*

**Foxtail, yellow**

*Setaria lutescens*

**Goosegrass**

*Eleusine indica*

**Johnsongrass, seedling**

*Sorghum halepense*

**Millet, proso**

*Panicum miliaceum*

**Panicum, browntop**

*Panicum fasciculatum*

**Panicum, fall**

*Panicum dichotomiflorum*

**Panicum, Texas**

*Panicum texanum*

**Rice, red**

*Oryza sativa*

**Sandbur, Grassbur**

*Cenchrus incertus*

**Shattercane, wild cane**

*Sorghum bicolor*

**Signalgrass, broadleaf**

*Brachiaria platyphylla*

**Sprangletop, red**

**Witchgrass**

*Panicum capillare*

**ANNUAL BROADLEAVES**

**Beggarweed, Florida**

*Desmodium tortuosum*

**Carpetweed**

*Mollugo verticillata*

**Cocklebur**

*Xanthium strumarium*

**Coffeeweed,**

*Hemp sesbania*

*Sesbania exaltata*

**Copperleaf, hophornbeam**

*Acalypha* spp.

**Galinsoga**

*Galinsoga* spp.

**Groundcherry, annual**

*Physalis* spp.

**Groundcherry, cutleaf**

*Physalis angulata*

**Jimsonweed**

*Datura stramonium*

**Kochia**

*Kochia scoparia*

**Lambsquarters**

*Chenopodium album*

**Morningglory:**

**Tall**

*Ipomoea purpurea*

**Pitted**

*Ipomoea lacunosa*

**Ivyleaf**

*Ipomoea hederacea*

**Entireleaf**

*Ipomoea hederacea*

var. *integriscula*

**Smallflower**

*Jacquemontia tamnifolia*

**Mustard**

*brassica* spp.

Nightshade, black  
*Solanum nigrum*

Nightshade, hairy  
*Solanum sarrachoides*

Pigweed, Carelessweed  
*Amaranthus* spp.

Purslane  
*Portulaca oleracea*

Pusley, Florida  
*Richardia scabra*

Ragweed, common  
*Ambrosia artemisiifolia*

Ragweed, giant  
*Ambrosia trifida*

Sicklepod  
*Cassia obtusifolia*

Sida, prickly; Teaweed  
*Sida spinosa*

Smartweed  
*Polygonum pennsylvanicum*  
*Polygonum persicaria*

Starbur, bristly  
*Acanthospermum*  
*hispidum*

Sunflower, common  
*Helianthus annuus*

Velvetleaf, Buttonweed  
*Abutilon theophrasti*

Waterhemp  
*Amaranthus tuberculatus*

#### **SEDGE**

Nutsedge, yellow  
*Cyperus esculentus*

---

100

---

**CALIFORNIA**

---

Lasso® herbicide has been approved by the U.S. Environmental Protection Agency for the uses, crops and sites listed in this label. Approval of the items listed below is pending under the State of California registration requirements.

These use conditions, crops and sites may not be treated with this product in California until approval is received:

- Use of Lasso II in dry fertilizer impregnation applications.
- Lasso early postemergence on grain sorghum (milo).
- Lasso plus atrazine mix early postemergence on grain sorghum (milo).
- Lasso plus atrazine early preplant on grain sorghum (milo).
- Tank mixtures with Canopy, Command, Gemini, Lorox Plus, Preview, Sceptor and Treflan on soybeans.
- Tank mixtures with Gramoxone Extra on corn or soybeans.
- Control of *Ipomoea hederacea*.
- Control of *Ipomoea hederacea* var.
- Control of *Ipomoea integrifolia*.
- Control of *Ipomoea lacunosa*.
- Control of *Jacquemontia tamnifolia*.
- Control of *Leptochloa filiformis*.
- Control of *Panicum fasciculatum*.
- Aerial application
- Lasso plus atrazine 90DF on corn.

In case of an emergency involving this product,  
Call Collect, day or night, (314) 694-4000.

MONSANTO COMPANY 1991

~~843.41-002.50/53~~

1992

~~843.41-002.63/53~~

For use of this product in California see page \_\_\_\_.

MONSANTO COMPANY  
AGRICULTURAL PRODUCTS  
ST. LOUIS, MISSOURI, 63167 U.S.A.