

ACCEPTED

JUL 2 1997

Under the Federal Insecticide, Fungicide, and Rodenticide Act, as amended, for the pesticide registered under EPA Reg. No. 524-308

# Roundup®

Herbicide by Monsanto

**EXPORT**

**FOR EXPORT ONLY**

**Not Registered for Use in the United States of America**

### PRECAUTIONARY STATEMENTS

Hazards to Humans and Domestic Animals

Keep out of reach of children.

**DANGER!**

CAUSES IRREVERSIBLE EYE DAMAGE.  
HARMFUL IF SWALLOWED OR INHALED.  
MAY CAUSE SKIN IRRITATION.

Do not get in eyes, on skin or on clothing.

Wear goggles or face shield.

Avoid breathing vapor or spray mist.

Wash thoroughly with soap and water after handling.

Remove contaminated clothing and wash before reuse.

**FIRST AID: IF IN EYES:** Immediately flush with plenty of water for at least 15 minutes. Get medical attention.

**IF ON SKIN:** Immediately flush with plenty of water. Remove contaminated clothing. Wash clothing before reuse.

**IF SWALLOWED:** this product will cause gastrointestinal tract irritation. Immediately dilute by swallowing water or milk. Get medical attention.

**NOTE TO PHYSICIAN:** Probable mucosal damage may contraindicate the use of gastric lavage.

**IF INHALED:** remove individual to fresh air. Get medical attention if breathing difficulty develops.

In case of an emergency involving this product, Call Collect, day or night, (314) 694-4000.

#### Environmental Hazards

Do not apply directly to water, to areas where surface water is present or to intertidal areas below the mean high water mark. Do not contaminate water when disposing of equipment washwaters.

#### Physical or Chemical Hazards

Spray solutions of this product should be mixed, stored and applied using only stainless steel, aluminum, fiber glass, plastic or plastic-lined steel containers.

**DO NOT MIX, STORE OR APPLY THIS PRODUCT OR SPRAY SOLUTIONS OF THIS PRODUCT IN GALVANIZED STEEL OR UNLINED STEEL (EXCEPT**

**STAINLESS STEEL) CONTAINERS OR SPRAY TANKS.** This product of spray solutions of this product react with such containers and tanks to produce hydrogen gas which may form a highly combustible gas mixture. This gas mixture could flash or explode, causing serious personal injury, if ignited by open flame, spark, welder's torch, lighted cigarette or other ignition source.

#### DIRECTIONS FOR USE

#### Storage and Disposal

Do not contaminate water, foodstuffs, feed or seed by storage or disposal.

#### DISPOSAL:

Wastes resulting from the use of this product that cannot be used or chemically reprocessed should be disposed of in a landfill approved for pesticide disposal or in accordance with applicable local procedures.

Emptied container retains vapor and product residue. Observe all labeled safeguards until container is destroyed.

Do not reuse container. Triple rinse container, then puncture and dispose of in a sanitary landfill, or by other procedures approved by local authorities. Plastic may be burned or incinerated if permissible under local rules. If burned, stay out of smoke.

#### FOR REPACKAGING ONLY

#### ACTIVE INGREDIENT:

*Glyphosate, N-(phosphonomethyl) glycine, in the form of its isopropylamine salt	41.0%
<b>INERT INGREDIENTS:</b>	<b>59.0%</b>
	100.0%

\*Contains 480 grams per litre or 4 pounds per U.S. gallon of the active ingredient glyphosate in the form of its isopropylamine salt. Equivalent to 356 grams per litre or 3 pounds per U.S. gallon of the acid, glyphosate.

Roundup® herbicide is protected by U.S. Patent No. 4,405,531. Other patents are pending. No license granted under any non-U.S. patents).

\*Registered trademark of Monsanto Company

© MONSANTO COMPANY 1993



In case of an emergency involving this product, Call Collect, day or night, (314) 694-4000

LOT NO.

PACKER

NET

**54** gal

PH 25  
524-308  
7-9-97  
1 of 35

# MON 2139

ACCEPTED

JUL 9 1997

## HERBICIDE BY **Monsanto**

Under the Federal Insecticide, Fungicide, and Rodenticide Act, as amended, for the pesticide registered under EPA Reg. No. 524-308

Water soluble herbicide for nonselective control of many annual and perennial weeds.

Avoid contact with foliage, green stems, or fruit of crops, desirable plants and trees, since severe injury or destruction may result.

### PRECAUTIONARY STATEMENTS

#### Hazards to Humans and Domestic Animals

Keep out of reach of children.  
**DANGER! PELIGRO!**

Si usted no entiende la etiqueta, busque a alguien para que se la explique a usted en detalle. (If you do not understand the label, find someone to explain it to you in detail.)

CAUSES IRREVERSIBLE EYE DAMAGE.

HARMFUL IF SWALLOWED OR INHALED.

MAY CAUSE SKIN IRRITATION.

Do not get in eyes, on skin or on clothing.

Avoid breathing vapor or spray mist.

**FIRST AID: IF IN EYES,** immediately flush with plenty of water for at least 15 minutes. Get medical attention.

**IF ON SKIN,** immediately flush with plenty of water.

**IF SWALLOWED,** this product will cause gastrointestinal tract irritation. Immediately dilute by swallowing water or milk. Get medical attention.

**NOTE TO PHYSICIAN:** Probably mucosal damage may contraindicate the use of gastric lavage.

**IF INHALED,** remove individual to fresh air. Get medical attention if breathing difficulty develops.

#### Personal Protective Equipment

Applicators and other handlers must wear: long-sleeved shirt and long pants, waterproof gloves, shoes plus socks, and protective eye-wear. Discard clothing and other absorbent materials that have been drenched or heavily contaminated with this product's concentrate. Do not reuse them. Follow manufacturer's instructions for cleaning/maintaining PPE. If no such instructions for washables, use detergent and hot water. Keep and wash PPE separately from other laundry.

When handlers use closed systems, enclosed cabs, or aircraft in a manner that meets the requirements listed in the Worker Protection Standard (WPS) for agricultural pesticides [40 CFR 170.240 (d) (4-6)], the handler PPE requirements may be reduced or modified as specified in the WPS.

#### User Safety Recommendations:

Users should:

- Wash hands before eating, drinking, chewing gum, using tobacco, or using the toilet.
- Remove clothing immediately if pesticide gets inside. Then wash thoroughly and put on clean clothing.

In case of an emergency involving this product, Call Collect, day or night, (314) 694-4000.

#### Environmental Hazards

Do not apply directly to water, to areas where surface water is present or to intertidal areas below the mean high water mark. Do not contaminate water when disposing of equipment washwaters.

#### Physical or Chemical Hazards

Spray solutions of this product should be mixed, stored and applied using only stainless steel, aluminum, fiberglass, plastic or plastic-lined steel containers.

DO NOT MIX, STORE OR APPLY THIS PRODUCT OR SPRAY SOLUTIONS OF THIS PRODUCT IN GALVANIZED STEEL OR UNLINED STEEL (EXCEPT STAINLESS STEEL) CONTAINERS OR SPRAY TANKS. This product or spray solutions of this product react with such containers and tanks to produce hydrogen gas which may form a highly combustible gas mixture. This gas mixture could flash or explode, causing serious personal injury, if ignited by open flame, spark, welder's torch, lighted cigarette or other ignition source.

#### DIRECTIONS FOR USE

It is a violation of Federal law to use this product in any manner inconsistent with its labeling. For any requirements specific to your State or Tribe, consult the agency responsible for pesticide regulation.

#### Agricultural Use Requirements

Use this product only in accordance with its labeling and with the Worker Protection Standard, 40 CFR part 170. Refer to supplemental labeling under "Agricultural Use Requirements" in the Directions for Use section for information about this standard.

#### Non-Agricultural Use Requirements

The requirements in this box apply to uses of this product that are NOT within the scope of the Worker Protection Standard for agricultural pesticides (40 CFR Part 170). The WPS applies when this product is used to produce agricultural plants on farms, forests, nurseries, or greenhouses. Keep people and pets off treated areas until spray solutions has dried.

#### Storage and Disposal

Do not contaminate water, foodstuffs, feed or seed by storage or disposal.

**DISPOSAL:** Wastes of this pesticide may cause irreversible eye damage and may be dangerous. Improper disposal of excess pesticide, spray mixture, or rinsate is a violation of Federal law. If these wastes cannot be disposed of by use according to label instructions, contact your State Pesticide or Environmental Control Agency, or the Hazardous Waste representative at the nearest EPA Regional Office for guidance.

Emptied container retains vapor and product residue. Observe all labeled safeguards until container is destroyed.

Triple rinse emptied bulk container. Then offer for recycling or reconditioning, or dispose of in a manner approved by state and local authorities.

#### FOR HERBICIDE FORMULATION ONLY

#### ACTIVE INGREDIENT:

\*Glyphosate, N-(phosphonomethyl)glycine, in the form of its isopropylamine salt ..... 41.0%

INERT INGREDIENTS:..... 59.0%  
100.0%\*

\*Contains 480 grams per litre or 4 pounds per U.S. gallon of the active ingredient glyphosate, in the form of its isopropylamine salt. Equivalent to 356 grams per litre or 3 pounds per U.S. gallon of the acid, glyphosate.

This product is protected by U.S. Patent No. 4,405,531. Other patents pending. No license granted under any non-U.S. patent(s).

©MONSANTO COMPANY 1994

\*Roundup is a registered trademark of Monsanto Company.

EPA Reg. No. 524-308

EPA Est. 524-EA-1

EPA Est. 524-NC-1



LOT NO.

PACKER

NET

GAL

MONSANTO COMPANY • AGRICULTURAL PRODUCTS • ST. LOUIS, MISSOURI 63167, U.S.A.

MAP-3491.02/53X2

20935



## Complete Directions for Use

EPA Reg. No. 524-308

AVOID CONTACT WITH FOLIAGE, GREEN STEMS, OR FRUIT OF CROPS, DESIRABLE PLANTS AND TREES, SINCE SEVERE INJURY OR DESTRUCTION MAY RESULT.

Roundup® is a registered trademark of Monsanto Company.

1994-1

21064S1-7/53

Read the entire label before using this product.

Use only according to label instructions.

Read "LIMIT OF WARRANTY AND LIABILITY" before buying or using. If terms are not acceptable, return at once unopened.

REFORMULATION IS PROHIBITED. SEE INDIVIDUAL CONTAINER LABEL FOR REPACKAGING LIMITATIONS.

### LIMIT OF WARRANTY AND LIABILITY

This Company warrants that this product conforms to the chemical description on the label and is reasonably fit for the purposes set forth in the Complete Directions for Use label booklet ("Directions") when used in accordance with those Directions under the conditions described therein. NO OTHER EXPRESS WARRANTY OR IMPLIED WARRANTY OF FITNESS FOR PARTICULAR PURPOSE OR MERCHANTABILITY IS MADE. This warranty is also subject to the conditions and limitations stated herein.

Buyer and all users shall promptly notify this Company of any claims whether based in contract, negligence, strict liability, other tort or otherwise.

Buyer and all users are responsible for all loss or damage from use or handling which results from conditions beyond the control of this Company, including, but not limited to, incompatibility with products other than those set forth in the Directions, application to or contact with desirable vegetation, unusual weather, weather conditions which are outside the range considered normal at the application site and for the time period when the product is applied, as well as weather conditions which are outside the application ranges set forth in the Directions, application in any manner not explicitly set forth in the Directions, moisture conditions outside the moisture range specified in the Directions, or the presence of products other than those set forth in the Directions in or on the soil, crop or treated vegetation.

THE EXCLUSIVE REMEDY OF THE USER OR BUYER, AND THE LIMIT OF THE LIABILITY OF THIS COMPANY OR ANY OTHER SELLER FOR ANY AND ALL LOSSES, INJURIES OR DAMAGES RESULTING FROM THE USE OR HANDLING OF THIS PRODUCT (INCLUDING CLAIMS BASED IN CONTRACT, NEGLIGENCE, STRICT LIABILITY, OTHER TORT OR OTHERWISE) SHALL BE THE PURCHASE PRICE PAID BY THE USER OR BUYER FOR THE QUANTITY OF THIS PRODUCT INVOLVED, OR, AT THE

ANY OTHER SELLER BE LIABLE FOR ANY INCIDENTAL, CONSEQUENTIAL OR SPECIAL DAMAGES.

Buyer and all users are deemed to have accepted the terms of this LIMIT OF WARRANTY AND LIABILITY which may not be varied by any verbal or written agreement.

## PRECAUTIONARY STATEMENTS

### Hazards to Humans and Domestic Animals

Keep out of reach of children.

### DANGER! PELIGRO!

Si usted no entiende la etiqueta, busque a alguien para que se la explique a usted en detalle. (If you do not understand the label, find someone to explain it to you in detail.)

CAUSES IRREVERSIBLE EYE DAMAGE.

HARMFUL IF SWALLOWED OR INHALED.

MAY CAUSE SKIN IRRITATION.

Do not get in eyes, on skin or on clothing.

Avoid breathing vapor or spray mist.

FIRST AID: IF IN EYES, immediately flush with plenty of water for at least 15 minutes. Get medical attention.

IF ON SKIN, immediately flush with plenty of water.

IF SWALLOWED, this product will cause gastrointestinal tract irritation. Immediately dilute by swallowing water or milk. Get medical attention.

NOTE TO PHYSICIAN: Probable mucosal damage may contraindicate the use of gastric lavage.

IF INHALED, remove individual to fresh air. Get medical attention if breathing difficulty develops.

### Personal Protective Equipment

Applicators and other handlers must wear long-sleeved shirt and long pants, waterproof gloves, shoes plus socks, and protective eyewear. Discard clothing and other absorbent materials that have been drenched or heavily contaminated with this product's concentrate. Do not reuse them. Follow manufacturer's instructions for cleaning/maintaining PPE. If no such instructions for washables, use detergent and hot water. Keep and wash PPE separately from other laundry.

When handlers use closed systems, enclosed cabs, or aircraft in a manner that meets the requirements listed in the Worker Protection Standard (WPS) for agricultural pesticides [40 CFR 170.240 (d) (4-6)], the handler PPE requirements may be reduced or modified as specified in the WPS.

### User Safety Recommendations:

Users should:

- Wash hands before eating, drinking, chewing gum, using tobacco or using the toilet.
- Remove clothing immediately if pesticide gets inside. Then wash thoroughly and put on clean clothing.



to Mulligan - 8/19/94

ations provided in this sample label are to or any other agrichemical product.

In case of an emergency involving this product, Call Collect, day or night, (314) 694-4000.

Environmental Hazards

Do not apply directly to water, to areas where surface water is present or to intertidal areas below the mean high water mark. Do not contaminate water when disposing of equipment washwaters.

Physical or Chemical Hazards

Spray solutions of this product should be mixed, stored and applied using only stainless steel, aluminum, fiberglass, plastic or plastic-lined steel containers.

DO NOT MIX, STORE OR APPLY THIS PRODUCT OR SPRAY SOLUTIONS OF THIS PRODUCT IN GALVANIZED STEEL OR UNLINED STEEL (EXCEPT STAINLESS STEEL) CONTAINERS OR SPRAY TANKS. This product or spray solutions of this product react with such containers and tanks to produce hydrogen gas which may form a highly combustible gas mixture. This gas mixture could flash or explode, causing serious personal injury, if ignited by open flame, spark, welder's torch, lighted cigarette or other ignition source.

ACTIVE INGREDIENT:

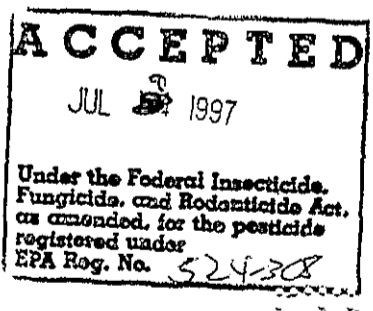
\*Glyphosate, N-(phosphonomethyl) glycine, in the form of its isopropylamine salt . . . . 41.0%
INERT INGREDIENTS: . . . . . 59.0%
100.0%

\*Contains 480 grams per litre or 4 pounds per U.S. gallon of the active ingredient glyphosate, in the form of its isopropylamine salt. Equivalent to 356 grams per litre or 3 pounds per U.S. gallon of the acid, glyphosate.

Product protected by U.S. Pat. No. 4,405,531. Other patents pending. No license granted under any non-U.S. patent(s).

DIRECTIONS FOR USE

It is a violation of Federal law to use this product in any manner inconsistent with its labeling. For any requirements specific to your State or Tribe, consult the agency responsible for pesticide regulation.



5935

### Agricultural Use Requirements

Use this product only in accordance with its labeling and with the Worker Protection Standard, 40 CFR part 170. This Standard contains requirements for the protection of agricultural workers on farms, forests, nurseries, and greenhouses, and handlers of agricultural pesticides. It contains requirements for training, decontamination, notification, and emergency assistance. It also contains specific instructions and exceptions pertaining to the statements on this label about personal protective equipment (PPE) and restricted-entry interval. The requirements in this box only apply to uses of this product that are covered by the Worker Protection Standard.

Do not apply this product in a way that will contact workers or other persons, either directly or through drift. Only protected handlers may be in the area during application.

Do not enter or allow worker entry into treated areas during the restricted entry interval (REI) of 12 hours.

PPE required for early entry to treated areas that is permitted under the Worker Protection Standard and that involves contact with anything that has been treated, such as plants, soil, or water, is: coveralls, waterproof gloves, shoes plus socks, and protective eyewear.

### Non-Agricultural Use Requirements

The requirements in this box apply to uses of this product that are NOT within the scope of the Worker Protection Standard for agricultural pesticides (40 CFR Part 170). The WPS applies when this product is used to produce agricultural plants on farms, forests, nurseries or greenhouses.

Keep people and pets off treated areas until spray solution has dried.

### Storage and Disposal

Do not contaminate water, foodstuffs, feed or seed by storage or disposal.

See container label for STORAGE AND DISPOSAL instructions.

### GENERAL INFORMATION

DO NOT APPLY THIS PRODUCT USING AERIAL SPRAY EQUIPMENT EXCEPT UNDER CONDITIONS AS SPECIFIED WITHIN THIS LABEL.

This product, a water soluble liquid, mixes readily with water to be applied as a foliar spray for the control or destruction of most herbaceous plants. It may be applied through most standard industrial or field-type sprayers after dilution and thorough mixing with water in accordance with label instructions.

This product moves through the plant from the point of foliage contact to and into the root system. Visible effects on most annual weeds occur within 2 to 4 days, but on most perennial weeds may not occur for 7 days or more. Extremely cool or cloudy weather following treatment may slow activity of this product and delay visual effects of control. Visible effects are a gradual wilting and yellowing of the plant which advances to complete browning of aboveground growth and deterioration of underground plant parts.

Unless otherwise specified on this label, delay application until vegetation has emerged and reached the stages described for control of such vegetation under the "Weeds Controlled" section of this label.

Unemerged plants arising from unattached underground rhizomes or root stocks of perennials will not be affected by the herbicide and will continue to grow. For this reason, best control of most perennial weeds is obtained when treatment is made at late growth stages approaching maturity.

Always use the higher rate of this product per acre within the recommended range when (1) weed growth is heavy or dense, or (2) weeds are growing in an undisturbed (noncultivated) area.

Do not treat weeds under poor growing conditions such as drought stress, disease or insect damage, as reduced weed control may result. Reduced results may also occur when treating weeds heavily covered with dust.

Reduced control may result when applications are made to annual or perennial weeds that have been mowed, grazed, or cut, and have not been allowed to regrow to the recommended stage for treatment.

Rainfall or irrigation occurring within 6 hours after application may reduce effectiveness. Heavy rainfall or irrigation within 2 hours after application may wash the chemical off the foliage and a repeat treatment may be required.

This product does not provide residual weed control. For subsequent residual weed control, follow a label-approved herbicide program. Read and carefully observe the cautionary statements and all other information appearing on the labels of all herbicides used.

Buyer and all users are responsible for all loss or damage in connection with the use or handling of mixtures of this product with herbicides or other materials that are not expressly recommended in this labeling. Mixing this product with herbicides or other materials not recommended on this label may result in reduced performance.

For best results, spray coverage should be uniform and complete. Do not spray weed foliage to the point of runoff.

**DOMESTIC ANIMALS:** This product is considered to be relatively nontoxic to dogs and other domestic animals; however, ingestion of this product or large amounts of freshly sprayed vegetation may result in temporary gastrointestinal irritation (vomiting, diarrhea, colic, etc.). If such symptoms are observed, provide the animal with plenty of fluids to prevent dehydration. Call a veterinarian if symptoms persist for more than 24 hours.

### ATTENTION

**AVOID DRIFT. EXTREME CARE MUST BE USED WHEN APPLYING THIS PRODUCT TO PREVENT INJURY TO DESIRABLE PLANTS AND CROPS.**

Do not allow the herbicide solution to mist, drip, drift, or splash onto desirable vegetation since minute quantities of this product can cause severe damage or destruction to the crop, plants, or other areas on which treatment was not intended. The likelihood of injury occurring from the use of this product is greatest when winds are gusty or in excess of 5 miles per hour or when other conditions, including lesser wind velocities, will allow spray drift to occur. When spraying, avoid combinations of pressure and nozzle type that will result in splatter or fine particles (mist) which are likely to drift. **AVOID APPLYING AT EXCESSIVE SPEED OR PRESSURE.**

**NOTE:** Use of this product in any manner not consistent with this label may result in injury to persons, animals or crops, or other unintended consequences. Keep container closed to prevent spills and contamination.

**MIXING, ADDITIVES AND APPLICATION INSTRUCTIONS**

APPLY THESE SPRAY SOLUTIONS IN PROPERLY MAINTAINED AND CALIBRATED EQUIPMENT CAPABLE OF DELIVERING DESIRED VOLUMES. DO NOT APPLY WHEN WIND OR OTHER CONDITIONS FAVOR DRIFT. HAND GUN APPLICATIONS SHOULD BE PROPERLY DIRECTED TO AVOID SPRAYING DESIRABLE PLANTS. NOTE: REDUCED RESULTS MAY OCCUR IF WATER CONTAINING SOIL IS USED, SUCH AS WATER FROM PONDS AND UNLINED DITCHES.

**MIXING**

This product mixes readily with water. Mix spray solutions of this product as follows: Fill the mixing or spray tank with the required amount of water. Add the recommended amount of this product (see the "Directions for Use" and "Weeds Controlled" sections of this label) near the end of the filling process and mix well. Remove hose from tank immediately after filling to avoid siphoning back into the carrier source. During mixing and application, foaming of the spray solution may occur. To prevent or minimize foam, avoid the use of mechanical agitators, terminate by-pass and return lines at the bottom of the tank and, if needed, use an approved anti-foam or defoaming agent.

**TANK MIXTURES**

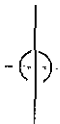
Always predetermine the compatibility of labeled tank mixtures of this product with water carrier by mixing small proportional quantities in advance.

Mix labeled tank mixtures of this product with water as follows:

1. Place a 20 to 35 mesh screen or wetting basket over filling port.
2. Through the screen, fill the sprayer tank one-half full with water and start agitation.
3. If a wettable powder is used, make a slurry with the water carrier, and add it SLOWLY through the screen into the tank. Continue agitation.
4. If a flowable formulation is used, premix one part flowable with one part water. Add diluted mixture SLOWLY through the screen into the tank. Continue agitation.
5. If an emulsifiable concentrate formulation is used, premix one part emulsifiable concentrate with two parts water. Add diluted mixture slowly through the screen into the tank. Continue agitation.
6. Continue filling the sprayer tank with water and add the required amount of this product near the end of the filling process.
7. Where nonionic surfactant is recommended, add this to the spray tank before completing the filling process.
8. Add individual formulations to the spray tank as follows: wettable powder, flowable, emulsifiable concentrate, drift control additive, water soluble liquid followed by surfactant.

Maintain good agitation at all times until the contents of the tank are sprayed. If the spray mixture is allowed to settle, thorough agitation is required to resuspend the mixture before spraying is resumed.

Keep by-pass line on or near bottom of tank to minimize foaming. Screen size in nozzle or line strainers should be no finer than 50 mesh. Carefully select proper nozzle to avoid spraying a fine mist. For best results with conventional ground applications equipment, use flat fan nozzles.



7 of 35

Clean sprayer and parts immediately after using this product by thoroughly flushing with water.

## ADDITIVES

### SURFACTANTS

Nonionic surfactants which are labeled for use with herbicides may be used. Do not reduce rates of this product when adding surfactant. When adding additional surfactant use 0.5 percent surfactant concentration (2 quarts per 100 gallons of spray solution) when using surfactants which contain at least 70 percent active ingredient or a 1 percent surfactant concentration (4 quarts per 100 gallons of spray solution) for those surfactants containing less than 70 percent active ingredient. Read and carefully observe surfactant cautionary statements and other information appearing on the surfactant label.

### AMMONIUM SULFATE

The addition of 1 to 2 percent dry ammonium sulfate by weight or 8.5 to 17 pounds per 100 gallons of water may increase the performance of this product, and this product plus 2,4-D, Banvel™ or residual herbicide tank mixtures on annual and perennial weeds. The improvement in performance may be apparent where environmental stress is a concern. Low quality ammonium sulfate may contain material that will not readily dissolve which could result in nozzle tip plugging. To determine quality, perform a jar test by adding 1/3 cup of ammonium sulfate to 1 gallon of water and agitate for 1 minute. If undissolved sediment is observed, predissolve the ammonium sulfate in water and filter prior to addition to the spray tank. If ammonium sulfate is added directly to the spray tank, add slowly with agitation. Adding too quickly may clog outlet line. Ensure that ammonium sulfate is completely dissolved in the spray tank before adding herbicides or surfactant. Thoroughly rinse the spray system with clean water after use to reduce corrosion.

**NOTE:** The use of ammonium sulfate as an additive does not preclude the need for additional surfactant. Do not use herbicide rates lower than recommended in this label.

### COLORANTS OR DYES

Agriculturally approved colorants or marking dyes may be added to this product. Colorants or dyes used in spray solutions of this product may reduce performance, especially at lower rates or dilutions. Use colorants or dyes according to the manufacturer's recommendations.

## APPLICATION EQUIPMENT AND TECHNIQUES

Do not apply this product through any type of irrigation system.

This product may be applied with the following application equipment:

**Aerial**—Fixed Wing and Helicopter

**Broadcast Spray**

**Controlled Droplet Applicator (CDA)**—Hand-held or boom-mounted applicators which produce a spray consisting of a narrow range of droplet sizes.

**Hand-Held and High-Volume Spray Equipment**—Knapsack and backpack sprayers, pump-up pressure sprayers, handguns, handwands, lances and other hand-held spray equipment used to direct the spray onto weed foliage and vehicle-mounted high-volume spray equipment for spray-to-wet applications.

**Selective equipment**—Recirculating sprayers, shielded sprayers and wiper applicators.

See the appropriate part of this section for specific rates of application and instructions.

## AERIAL EQUIPMENT

Use the recommended rates of this herbicide in 3 to 15 gallons of water per acre unless otherwise specified on this label. See the "Weeds Controlled" section of this label for specific rates. Unless otherwise specified, do not exceed one quart per acre. (Aerial applications of this product may be made in annual cropping conventional tillage systems, fallow and reduced tillage systems, and preharvest. Refer to the individual use area sections of this label for recommended volumes and application rates.)

Avoid direct application to any body of water.

**AVOID DRIFT—DO NOT APPLY DURING INVERSION CONDITIONS, WHEN WINDS ARE GUSTY, OR UNDER ANY OTHER CONDITION WHICH FAVORS DRIFT. DRIFT MAY CAUSE DAMAGE TO ANY VEGETATION CONTACTED TO WHICH TREATMENT IS NOT INTENDED. TO PREVENT INJURY TO ADJACENT DESIRABLE VEGETATION, APPROPRIATE BUFFER ZONES MUST BE MAINTAINED.**

Coarse sprays are less likely to drift; therefore, do not use nozzles or nozzle configurations which dispense spray as fine spray droplets. Do not angle nozzles forward into the airstream and do not increase spray volume by increasing nozzle pressure.

Drift control additives may be used. When a drift control additive is used, read and carefully observe the cautionary statements and all other information appearing on the additive label.

**Ensure uniform application**—To avoid streaked, uneven or overlapped application, use appropriate marking devices.

Thoroughly wash aircraft, especially landing gear, after each day of spraying to remove residues of this product accumulated during spraying or fuel spills. **PROLONGED EXPOSURE OF THIS PRODUCT TO UNCOATED STEEL SURFACES MAY RESULT IN CORROSION AND POSSIBLE FAILURE OF THE PART. LANDING GEAR ARE MOST SUSCEPTIBLE.** The maintenance of an organic coating (paint) which meets aerospace specification MIL-C-38413 may prevent corrosion.

## BROADCAST EQUIPMENT

For control of annual or perennial weeds listed on this label using broadcast equipment—Use the recommended rates of this product in 3 to 40 gallons of water per acre as a broadcast spray unless otherwise specified on this label. See the "Weeds Controlled" section of this label for specific rates. As density of weeds increases, spray volume should be increased within the recommended range to ensure complete coverage. Carefully select proper nozzle to avoid spraying a fine mist. For best results with ground application equipment, use flat fan nozzles. Check for even distribution of spray droplets.

## CONTROLLED DROPLET APPLICATION (CDA)

The rate of this product applied per acre by vehicle-mounted CDA equipment must not be less than the amount recommended in this label when applied by conventional broadcast equipment. For vehicle-mounted CDA equipment, apply 3 to 15 gallons of water per acre.

For the control of labeled annual weeds with hand-held CDA units, apply a 20 percent solution of this product at a flow rate of 2 fluid ounces per minute and a walking speed of 1.5 MPH (1 quart per acre). For the control of labeled perennial weeds, apply a 20 to 40 percent solution of this product at a flow rate of 2 fluid

ounces per minute and a walking speed of 0.75 MPH (2 to 4 quarts per acre).

Controlled droplet application equipment produces a spray pattern which is not easily visible. Extreme care must be exercised to avoid spray or drift contacting the foliage or any other green tissue of desirable vegetation, as damage or destruction may result.

■ **HAND-HELD and HIGH VOLUME EQUIPMENT** ■

Use coarse sprays only.

Mix this product in clean water and apply to foliage of vegetation to be controlled. For applications made on a spray-to-wet basis, spray coverage should be uniform and complete. Do not spray to the point of runoff.

For control of annual weeds listed on this label, apply a 0.5 percent solution of this product plus nonionic surfactant to weeds less than 6 inches in height or runner length. Apply prior to seedhead formation in grass or bud formation in broadleaf weeds. Allow three or more days before tillage or mowing.

For annual weeds over 6 inches tall, or when not using additional surfactant, or unless otherwise specified, use a 1 percent solution. For best results, use a 2 percent solution on harder-to-control perennials, such as bermudagrass, dock, field bindweed, hemp dogbane, milkweed and Canada thistle.

Less than complete coverage of weeds may result from the use of spray equipment designed for motorized spot treatments. Where less than complete coverage of annual weeds occurs, use a 5 percent solution. Do not reduce recommended concentrations of this product when adding surfactant.

Prepare the desired volume of spray solution by mixing the amount of this product in water as shown in the following table:

**Spray Solution**

DESIRED VOLUME	AMOUNT OF ROUNDUP® EXPORT				
	½%	1%	1½%	2%	5%
1 gallon	¾ oz	1½ oz	2 oz	2½ oz	6½ oz
25 gallons	1 pt	1 qt	1½ qt	2 qt	5 qt
100 gallons	2 qt	1 gal	1½ gal	2 gal	5 gal

2 tablespoons = 1 fluid ounce

For use in knapsack sprayers, it is suggested that the proper amount of this product be mixed with water in a larger container. Fill sprayer with the mixed solution.

For hand-held WIPER APPLICATORS, see the "Selective Equipment" section and for hand-held CONTROLLED DROPLET APPLICATORS, see the "Controlled Droplet Application (CDA)" section of this label.

■ **SELECTIVE EQUIPMENT** ■

This product may be applied through a recirculating spray system, a shielded applicator, or a wiper applicator after dilution and thorough mixing with water to listed weeds growing in any noncrop site specified on this label and only when specifically recommended in cropping systems.

A recirculating spray system directs the spray solution onto weeds growing above desirable vegetation, while spray solution not intercepted by weeds is collected and returned to the spray tank for reuse.

A shielded applicator directs the herbicide solution onto weeds while shielding desirable vegetation from the herbicide.

A wiper applicator applies the herbicide solution onto weeds by rubbing the weed with an absorbent material containing the herbicide solution.



**AVOID CONTACT WITH DESIRABLE VEGETATION.**

Contact of the herbicide solution with the desirable vegetation may result in damage or destruction. Applicators used above desired vegetation should be adjusted so that the lowest spray stream or wiper contact point is at least two inches above the desirable vegetation. Droplets, mist, foam, or splatter of the herbicide solution settling on desirable vegetation may result in discoloration, stunting, or destruction.

Applications made above the crops should be made when the weeds are a minimum of 6 inches above the desirable vegetation. Better results may be obtained when more of the weed is exposed to the herbicide solution. Weeds not contacted by the herbicide solution will not be affected. This may occur in dense clumps, severe infestations, or when the height of the weeds varies so that not all weeds are contacted. In these instances, repeat treatment may be necessary.

See the "Weeds Controlled" section of this label for recommended stage of growth for specific weeds.

**NOTE**

- Maintain equipment in good operating condition. Avoid leakage or dripping onto desirable vegetation.
- Adjust height of applicator to insure adequate contact with weeds.
- Keep nozzle tips and wiping surfaces clean.
- Keep spray patterns aligned into recovery chamber of the recirculating sprayer.
- Keep shields on shielded applicators adjusted to protect desirable vegetation.
- Maintain recommended roller RPM on roller applicators while in use.
- Keep wiper material at proper degree of saturation with herbicide solution.
- DO NOT use wiper equipment when weeds are wet.
- DO NOT operate equipment at ground speeds greater than 5 mph. Weed control may be affected by speed of application equipment. As weed density increases, reduce equipment ground speed to ensure good coverage of weeds.
- Be aware that, on sloping ground, the herbicide solution may migrate, causing dripping on the lower end and drying on the upper end of a wiper applicator.
- Variation in equipment design may affect weed control. With wiper applicators, the wiping material and its orientation must allow delivery of sufficient quantities of the recommended herbicide solution directly to the weed.
- Care must be taken with all types of wipers to ensure that the absorbent material does not become oversaturated, causing the herbicide to drip on desirable vegetation.
- Mix only the amount of solution to be used during a one-day period, as reduced activity may result from use of leftover solutions. With all equipment, drain and clean sprayer and wiper parts immediately after using this product by thoroughly flushing with water.

**RECIRCULATING SPRAYERS**

Recirculating sprayer calibration is made on the basis of ground speed and delivery volume. Two procedures can be used to calibrate: (1) determine the discharge being delivered per minute, then operate at the designated ground speed, or (2) select the desired ground speed and then adjust the sprayer to deliver the recommended volume per minute (this may require nozzle changes). Use the appropriate table below.

Do not operate at nozzle pressure above 20 PSI.

**Table 1.** Use this table when calibrating box or row-type recirculating sprayers. Box or row-type sprayer calibration is based on the total discharge collected per row. Use only straight stream or 15° fan-type nozzles.

*VOLUME PER MINUTE PER ROW	
MPH	Fluid Ounces
2	26 to 35
3	38 to 51
4	51 to 68
5	65 to 86

\*NOTE: Be certain the amount collected is for all spray streams treating one row.

**Table 2.** Use this table when calibrating broadcast type recirculating sprayers. Broadcast recirculating sprayer calibration is based on the discharge collected per minute from one nozzle on a 20-inch spacing.

VOLUME PER MINUTE PER NOZZLE	
MPH	Fluid Ounces
2	7 to 9
3	10 to 13
4	13 to 18
5	16 to 22

When applied as recommended under the conditions described for recirculating sprayers, this product will control the following weeds growing a minimum of 6 inches above desirable vegetation.

**Perennial Broadleaf Weeds**—To SUPPRESS the following weeds, mix in a ratio of 4 quarts of this product in 20 gallons of water and apply as directed.

**Dogbane, hemp**                      **Milkweed**  
*Apocynum cannabinum*      *Asclepias syriaca*

**Perennial Grasses and Annual Broadleaf Weeds**—To control the following weeds, mix in a ratio of 3 quarts of this product in 20 gallons of water and apply as directed:

**Cocklebur**                              **Pigweed, redroot**  
*Xanthium strumarium*      *Amaranthus retroflexus*

**Johnsongrass**                        **Sunflower**  
*Sorghum halepense*        *Helianthus annuus*

**Annual Grasses**—To control the following weeds, mix in a ratio of 2 quarts of this product in 20 gallons of water and apply as directed:

**Corn**                                      **Shattercane**  
*Zea mays*                        *Sorghum bicolor*

**SHIELDED APPLICATORS**

When applied as directed under conditions described for shielded applicators, this product will control those weeds listed in the "Weeds Controlled" section of this label.

Use the following equation to convert from a broadcast rate per acre to a band rate per acre.

$$\frac{\text{Band width in inches}}{\text{Row width in inches}} \times \text{Broadcast RATE per acre} = \text{Herbicide Band RATE per acre}$$

$$\frac{\text{Band width in inches}}{\text{Row width in inches}} \times \text{Broadcast VOLUME of solution per acre} = \text{Band VOLUME of solution per acre}$$

Use nozzles that provide uniform coverage within the treated area. EXTREME CARE MUST BE EXERCISED TO AVOID CONTACT WITH DESIRABLE VEGETATION.

For specific rates of application and instructions for control of various annual and perennial weeds, see the "Weeds Controlled" section of this label.

### WIPER APPLICATORS

Wiper applicators include either roller or wick devices which physically wipe appropriate concentrations or amounts of this product directly onto the weed. Equipment must be designed, maintained, and operated to prevent the herbicide solution from contacting desirable vegetation. Operate this equipment at ground speeds no greater than 5 mph. Performance may be improved by reducing speed in areas of heavy weed infestations to ensure adequate wiper saturation. Better results may be obtained if two applications are made in opposite directions.

Do not add surfactant to the herbicide solution.

**For Roller Applicators**—Mix 1 gallon of this product in enough water to prepare 10 gallons of herbicide solution (10 percent solution). Apply this solution to perennial weeds or annual broadleaf weeds listed in this "Wiper Applicators" section.

Mix 1 gallon of this product in enough water to provide 20 gallons of herbicide solution (5 percent solution). Apply this solution to annual grasses listed in this "Wiper Applicators" section.

Roller speed should be maintained at 40 to 60 RPM.

**For Wick or Wiper Applicators**—Mix 1 gallon of this product in 2 gallons of water to prepare a 33 percent solution. Apply this solution to weeds listed in this "Wiper Applicators" section.

In severe infestations, reduce equipment ground speed to ensure that adequate amounts of this product are wiped on the weeds. A second treatment in the opposite direction may be beneficial.

Do not permit herbicide solution to contact desirable vegetation.

When applied as recommended under the conditions described for "Wiper Applicators", this product **CONTROLS** the following weeds:

#### ANNUAL GRASSES

Corn	Rye, common
<i>Zea mays</i>	<i>Socala cereale</i>
Panicum, Texas	Shattercane
<i>Panicum texanum</i>	<i>Sorghum bicolor</i>

#### ANNUAL BROADLEAVES

Sicklepod	Starbur, bristly
<i>Cassia obtusifolia</i>	<i>Acanthospermum hispidum</i>
Spanishneedles	
<i>Bidens bipinnata</i>	

When applied as recommended under the conditions described for "Wiper Applicators", this product **SUPPRESSES** the following weeds:

#### ANNUAL BROADLEAVES

Beggarweed, Florida	Ragweed, giant
<i>Desmodium tortuosum</i>	<i>Ambrosia trifida</i>
Dogfennel	Sunflower
<i>Eupatorium capilliflorum</i>	<i>Helianthus annuus</i>
Figweed, redroot	Thistle, musk
<i>Amaranthus retroflexus</i>	<i>Carduus nutans</i>
Ragweed, common	Velvetleaf
<i>Ambrosia artemisiifolia</i>	<i>Abutilon theophrasti</i>



**PERENNIAL GRASSES**

- |  |   |
|--|---|
| Bermudagrass<br><i>Cynodon dactylon</i>  | Smulgrass<br><i>Sporobolus polystachyus</i> |
| Guineagrass<br><i>Panicum maximum</i>    | Vasoygrass<br><i>Paspalum urvillei</i>      |
| Johnsongrass<br><i>Sorghum halepense</i> |   |

**PERENNIAL BROADLEAVES**

- |   |   |
|---|---|
| Dogbane, homp<br><i>Apocynum cannabinum</i> | Nightshade, silverleaf<br><i>Solanum elaeagnifolium</i> |
| Milkweed<br><i>Asclepias syriaca</i>        | Thistle, Canada<br><i>Cirsium arvense</i>               |

**WEEDS CONTROLLED**

This herbicide controls many annual and perennial grasses and broadleaf weeds.

**ANNUAL WEEDS**

- Apply to actively growing grass and broadleaf weeds.
- Allow at least 3 days after treatment before tillage.
- For maximum agronomic benefit, apply when weeds are 6 inches or less in height.
- To prevent seed production, applications should be made prior to seedhead formation.
- This product does not provide residual control; therefore, delay application until maximum weed emergence. Repeat treatments may be necessary to control later germinating weeds.

**LOW-VOLUME BROADCAST APPLICATION  
(LOW-RATE TECHNOLOGY)**

When applied as directed under the conditions described, this product will control the weeds listed below when:

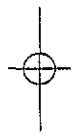
1. Water carrier volumes of 3 to 10 gallons per acre for ground applications and 3 to 5 gallons per acre for aerial applications are recommended. (See the "Aerial Application" section of this label for approved sites.)
2. A nonionic surfactant is added at 0.5 to 1 percent by total spray volume. Use 0.5 percent surfactant concentration when using surfactants which contain at least 70 percent active ingredient or a 1 percent surfactant concentration for those surfactants containing less than 70 percent active ingredient.

**NOTE**

- The addition of 2 percent dry ammonium sulfate by weight or 17 pounds per 100 gallons of water may increase the performance of this product on annual weeds. The improvement in performance may be apparent where environmental stress is a concern. Refer to the "Mixing, Additives and Application Instructions" section of this label.
- Do not tank-mix with soil residual herbicides when using these rates unless otherwise specified.
- For weeds that have been mowed, grazed, or cut, allow regrowth to occur prior to treatment.
- Refer to the "Tank Mixtures" portion of this section for control of additional broadleaf weeds.

WEED SPECIES	MAXIMUM HEIGHT/LENGTH	RATE PER ACRE* (Fluid Ounces)
Foxtail <i>Setaria spp.</i>	12"	8 oz.
Barnyardgrass <i>Echinochloa crus-galli</i>	6" (0 to 4" (4 to 6"	12 oz. 16 oz. <sup>1</sup> 24 oz. <sup>1</sup>
Bluegrass, annual <i>Poa annua</i>		
Brome, downy** <i>Bromus tectorum</i>		
Mustard, blue <i>Chorispora tenella</i>		
Mustard, tansy <i>Descurainia pinnata</i>		
Mustard, tumble <i>Sisymbrium altissimum</i>		
Mustard, wild <i>Sinapis arvensis</i>		
Spurry, umbrella <i>Holosteum umbellatum</i>		
Barley <i>Hordeum vulgare</i>	12"	
Rye <i>Secale cereale</i>		
Sandbur, field <i>Cenchrus spp.</i>		
Shattercane <i>Sorghum bicolor</i>		
Stinkgrass <i>Eragrostis ciliaris</i>		
Wheat <i>Triticum aestivum</i>	18"	
Morningglory <i>Ipomea spp.</i>	2"	16 oz.
Sicklepod <i>Cassia obtusifolia</i>		
Bluegrass, bulbous <i>Poa bulbosa</i>	6"	
Cheat <i>Bromus secalinus</i>		
Chickweed, common <i>Stellaria media</i>		
Chickweed, mouseear <i>Cerastium vulgatum</i>		
Corn <i>Zea mays</i>		
Goatgrass, jointed <i>Aegilops cylindrica</i>		
Groundsel, common <i>Senecio vulgaris</i>		
Horseweed/Marestail <i>Conyza canadensis</i>		
Lambsquarters, common <i>Chenopodium album</i>		
Pennycress, field Fanweed <i>Thlaspi arvense</i>		
Rocket, London <i>Sisymbrium irio</i>		
Ryegrass, Italian <i>Lolium multiflorum</i>		

WEED SPECIES	MAXIMUM HEIGHT/LENGTH	RATE PER ACRE* (Fluid Ounces)		
Shepherdspurse <i>Capsella bursa-pastoris</i>	6"	16 oz.		
Spurge, annual <i>Euphorbia spp.</i>				
Buttercup <i>Ranunculus spp.</i>	12"			
Cocklebur <i>Xanthium strumarium</i>				
Crabgrass <i>Digitaria spp.</i>				
Dwarf dandelion <i>Krigia cespitosa</i>				
False flax, smallseed <i>Camelina microcarpa</i>				
Foxtail, Carolina <i>Alopecurus carolinianus</i>				
Johnsongrass, seedling <i>Sorghum halepense</i>				
Oats, wild <i>Avena fatua</i>				
Panicum, fall <i>Panicum dichotomiflorum</i>				
Panicum, Texas <i>Panicum texanum</i>				
Pigweed, redroot <i>Amaranthus retroflexus</i>				
Pigweed, smooth <i>Amaranthus hybridus</i>				
Witchgrass <i>Panicum capillare</i>				
Sicklepod <i>Cassia obtusifolia</i>			3 to 4"	24 oz.
Signalgrass, broadleaf <i>Brachiaria platyphylla</i>			4"	
Horseweed/Marestail <i>Conyza canadensis</i>	7 to 12"			
Lambsquarters, common <i>Chenopodium album</i>				
Spurge, annual <i>Euphorbia spp.</i>				
Rice, red <i>Oryza sativa</i>	4"	32 oz.		
Teaweed <i>Sida spinosa</i>				
Sprangletop <i>Leptochloa spp.</i>	6"			
Geranium, Carolina <i>Geranium carolinianum</i>	12"			
Goosegrass <i>Eleusine indica</i>				
Primrose, cutleaf evening <i>Oenothera laciniata</i>				
Pusley, Florida <i>Richardia scabra</i>				
Sicklepod <i>Cassia obtusifolia</i>			5 to 12"	
Spanishneedles <i>Bidens bipinnata</i>				



WEED SPECIES	MAXIMUM HEIGHT/LENGTH	RATE PER ACRE* (Fluid Ounces)
Filaree <i>Erodium spp.</i>	12"	48 oz.
Sprangletop <i>Leptochloa spp.</i>		

Use these rates to control barnyardgrass in Alabama, Arkansas, Mississippi, Missouri, Louisiana and Texas for preplant treatments.

\* For those rates less than 32 fluid ounces per acre, this product at rates up to 32 fluid ounces per acre may be used where heavy weed densities exist.

\*\* For control in no-till systems, use 16 fluid ounces per acre.

#### TANK MIXTURES

■ **ROUNDUP® EXPORT plus BANVEL** ■  
plus NONIONIC SURFACTANT

■ **ROUNDUP EXPORT plus 2,4-D** ■  
plus NONIONIC SURFACTANT

These tank mixtures are recommended for use in fallow and reduced tillage areas only. Follow use directions as given in the "Low-Volume Broadcast Application" section.

This product plus Banvel or 2,4-D will control the annual grasses and broadleaf weeds previously listed for this product alone at the indicated heights (except 8 fluid ounces per acre applications), plus the following broadleaf weeds. For those weeds previously listed at 8 fluid ounces of this product alone per acre, use 12 fluid ounces in these tank mixtures.

**NOTE:** Refer to the specific product labels for crop rotation restrictions and cautionary statements of all products used in tank mixtures. Some crop injury may occur if Banvel is applied within 45 days of planting. The addition of Banvel in a mixture with this product may provide short-term residual control of selected weed species.

Apply 12 to 16 fluid ounces of this product plus 0.25 lb. a.i. of Banvel or 0.5 pound a.i. of 2,4-D, plus 0.5 to 1 percent nonionic surfactant by total spray volume per acre to control dense populations of the following annual broadleaf weeds when less than the height indicated:

Cocklebur (12") <i>Xanthium strumarium</i>	Morningglory (6") <i>Ipomoea spp.</i>
Kochia* (6") <i>Kochia scoparia</i>	Pigweed, redroot (12") <i>Amaranthus retroflexus</i>
Lambsquarters (12") <i>Chenopodium album</i>	Pigweed, smooth (12") <i>Amaranthus hybridus</i>
Lettuce, prickly (6") <i>Lactuca serriola</i>	Thistle, Russian (12") <i>Salsola kali</i>
Marestail/Horseweed (6") <i>Conyza canadensis</i>	

\*Controlled with Banvel tank mixture only.

Apply 16 fluid ounces of this product plus 0.5 pound a.i. of 2,4-D, plus 0.5 to 1 percent nonionic surfactant by total spray volume per acre to control the following annual broadleaf weeds when less than 6 inches in height.

Ragweed, common <i>Ambrosia artemisiifolia</i>	Smartweed, Pennsylvania <i>Polygonum pennsylvanicum</i>
Ragweed, giant <i>Ambrosia trifida</i>	Velvetleaf <i>Abutilon theophrasti</i>

#### HIGH-VOLUME BROADCAST APPLICATIONS

When applied as directed under the conditions described, this product will control the weeds listed below when water carrier volumes are 10 to 40 gallons per acre for ground applications.

Apply 1 to 1.5 quarts of this product per acre plus 0.5 to 1 percent nonionic surfactant by total spray volume. Use 1 quart per acre if weeds are less than 6 inches tall and 1.5 quarts per acre if weeds are over 6 inches tall. If weeds have been mowed, grazed, or cut, allow adequate time for new growth to recommended stages prior to treatment. These rates will also provide control of weeds listed in the "Low-Volume Broadcast Application" section.

#### WEED SPECIES

Balsamapple* <i>Momordica charantia</i>	Panicum <i>Panicum spp.</i>
Bassia, fivehook <i>Bassia hyssopifolia</i>	Ragweed, common <i>Ambrosia artemisiifolia</i>
Brome <i>Bromus spp.</i>	Ragweed, giant <i>Ambrosia trifida</i>
Fiddleneck <i>Amsinckia spp.</i>	Smartweed, Pennsylvania <i>Polygonum pennsylvanicum</i>
Fleabane, hairy <i>Conyza bonariensis</i>	Sowthistle, annual <i>Sonchus oleraceus</i>
Fleabane <i>Erigeron spp.</i>	Sunflower <i>Helianthus annuus</i>
Kochia <i>Kochia scoparia</i>	Thistle, Russian <i>Salsola kali</i>
Lettuce, prickly <i>Lactuca serriola</i>	Velvetleaf <i>Abutilon theophrasti</i>

\*Apply with hand-held equipment only.

#### PERENNIAL WEEDS

Apply this product as follows to control or destroy most perennial weeds:

**NOTE:** If weeds have been mowed or tilled, do not treat until plants have resumed active growth and have reached the recommended stages.

Repeat treatments may be necessary to control weeds regenerating from underground parts or seed. Repeat treatments must be made prior to crop emergence.

The addition of 1 to 2 percent dry ammonium sulfate by weight or 8.5 to 17 pounds per 100 gallons of water may increase the performance of this product on perennial weeds. The improvement in performance may be apparent where environmental stress is a concern. Refer to the "Mixing, Additives and Application Instructions" section of this label.

When applied as recommended under the conditions described, this product WILL CONTROL the following PERENNIAL WEEDS:

Alfalfa <i>Medicago sativa</i>	Bermudagrass, water (knotgrass) <i>Paspalum distichum</i>
Alligatorweed* <i>Alternanthera philoxeroides</i>	Bindweed, field <i>Convolvulus arvensis</i>
Artichoke, Jerusalem <i>Helianthus tuberosus</i>	Bluegrass, Kentucky <i>Poa spp.</i>
Bahiagrass <i>Paspalum notatum</i>	Blueweed, Texas <i>Helianthus ciliaris</i>
Bentgrass <i>Agrostis spp.</i>	Brackenfern <i>Pteridium aquilinum</i>
Bermudagrass <i>Cynodon dactylon</i>	Bromegrass, smooth <i>Bromus inermis</i>
	Bursage, woollyleaf <i>Franseria tomentosa</i>

- |  |  |
|--|--|
| Canarygrass, reed<br><i>Phalaris arundinacea</i> | Napiergrass<br><i>Pennisetum purpureum</i>                                       |
| Cattail<br><i>Typha spp.</i>                     | Nightshade, silverleaf<br><i>Solanum elaeagnifolium</i>                          |
| Clover, red<br><i>Trifolium pratense</i>         | Nutsedge, purple, yellow<br><i>Cyperus rotundus</i><br><i>Cyperus esculentus</i> |
| Clover, white<br><i>Trifolium repens</i>         | Orchardgrass<br><i>Dactylis glomerata</i>  |
| Cogongrass<br><i>Imperata cylindrica</i>         | Pampasgrass<br><i>Cortaderia jubata</i>  |
| Dallisgrass<br><i>Paspalum dilatatum</i>         | Paragrass<br><i>Brachiaria mutica</i>  |
| Dandelion<br><i>Taraxacum officinale</i>         | Phragmites*<br><i>Phragmites spp.</i>  |
| Dock, curly<br><i>Rumex crispus</i>              | Quackgrass<br><i>Agropyron repens</i>  |
| Dogbane, hemp<br><i>Apocynum cannabinum</i>      | Redvine*<br><i>Brunnichia ovata</i>  |
| Fescues<br><i>Festuca spp.</i>                   | Reed, giant<br><i>Arundo donax</i>   |
| Fescue, tall<br><i>Festuca arundinacea</i>       | Ryegrass, perennial<br><i>Lolium perenne</i>                                     |
| Guineagrass<br><i>Panicum maximum</i>            | Smartweed, swamp<br><i>Polygonum coccolneum</i>                                  |
| Horsonettle<br><i>Solanum carolinense</i>        | Spurge, leafy*<br><i>Euphorbia esula</i>   |
| Horseradish<br><i>Armoracia rusticana</i>        | Sweet potato, wild*<br><i>Ipomoea pandurata</i>                                  |
| Johnsongrass<br><i>Sorghum halepense</i>         | Thistle, Canada<br><i>Cirsium arvense</i>  |
| Kikuyugrass<br><i>Pennisetum clandestinum</i>    | Timothy<br><i>Phleum pratense</i>  |
| Knapweed<br><i>Centaurea repens</i>              | Torpedograss*<br><i>Panicum repens</i>   |
| Lantana<br><i>Lantana camara</i>                 | Trumpetcreeper*<br><i>Campsis radicans</i>                                       |
| Milkweed<br><i>Asclepias spp.</i>                | Vaseygrass<br><i>Paspalum urvillei</i>   |
| Muhly, wirestem<br><i>Muhlenbergia frondosa</i>  | Wheatgrass, western<br><i>Agropyron smithii</i>                                  |
| Mullein, common<br><i>Verbascum thapsus</i>      |  |



**\*Partial Control**

See "Directions for Use" and "Mixing, Additives and Application Instructions" sections of this label for labeled uses and specific application instructions.

**Alfalfa**—Apply 1 quart of this product per acre plus 0.5 to 1 percent nonionic surfactant by total spray volume in 3 to 10 gallons of water per acre. Make application after the last hay cutting in the fall. Allow alfalfa to regrow to a height of 6 to 8 inches or more prior to treatment. Applications should be followed with deep tillage at least 7 days after treatment, but before soil freeze-up.

**Alligatorweed**—Apply 4 quarts of this product per acre or apply a 1½ percent solution with hand-held equipment to provide partial control. Apply when most of the plants are in bloom. Repeat applications will be required to maintain such control.

**Bentgrass**—For suppression in grass seed production areas. For ground applications only, apply 1.5 quarts of this product plus 0.5 to 1 percent nonionic surfactant by total spray volume in 10 to 20 gallons of

water per acre. Ensure entire crown area has resumed growth prior to a fall application. Bentgrass should be actively growing and have at least 3 inches of growth. Tillage prior to treatment should be avoided. Tillage 7 to 10 days after application is recommended for best results. Failure to use tillage after treatment may result in unacceptable control.

**Bermudagrass**—For control, apply 5 quarts of this product per acre and, for partial control, apply 3 quarts per acre. Treat when bermudagrass is actively growing and seedheads are present. Retreatment may be necessary to maintain control. Allow 7 or more days after application before tillage.

**Bermudagrass, water (knotgrass)**—Apply 1.5 quarts of this product plus 0.5 to 1 percent nonionic surfactant by total spray volume in 5 to 10 gallons of water per acre. Apply when water bermudagrass is actively growing and 12 to 18 inches in length. Allow 7 or more days before tilling, flushing or flooding the field.

**Fall applications only**—Apply 1 quart of this product plus 0.5 to 1 percent nonionic surfactant by total spray volume in 5 to 10 gallons of water per acre. Fallow fields should be tilled prior to application. Apply prior to frost on water bermudagrass that is actively growing and 12 to 18 inches in length. Allow 7 or more days before tillage.

**Bindweed, field**—For control, apply 4 to 5 quarts of this product per acre west of the Mississippi River and 3 to 4 quarts east of the Mississippi River. Apply when the weeds are actively growing and are at or beyond full bloom. Do not treat when weed is under drought stress as good soil moisture is necessary for active growth. For best results, apply in late summer or fall. Fall treatments must be applied before a killing frost. Allow 7 or more days after application before tillage.

Also for control, apply 2 quarts of this product plus 0.5 pound a.i. of Banvel in 10 to 20 gallons of water per acre. At these rates, apply using ground application only.

The following tank mixtures with 2,4-D may be applied using aerial application equipment (except in California) in fallow and reduced tillage systems only.

For suppression on irrigated agricultural land apply 1 to 2 quarts of this product plus 1 pound a.i. of 2,4-D in 10 to 20 gallons of water per acre with ground equipment only. Applications should be made following harvest or on fall fallow ground when the bindweed is actively growing and the majority of runners are 12 inches or more in length. The use of at least one irrigation will promote active bindweed growth.

For suppression, apply 16 fluid ounces of this product plus 0.5 pound a.i. of 2,4-D plus 0.5 to 1 percent nonionic surfactant by total spray volume in 3 to 10 gallons of water per acre for ground applications and 3 to 5 gallons of water per acre for aerial applications. Applications should be delayed until maximum emergence has occurred and when vines are between 6 to 18 inches in length.

**Bluegrass, Kentucky / Bromegrass, smooth / Orchardgrass**—Apply 2 quarts of this product in 10 to 40 gallons of water per acre when the grasses are actively growing and most plants have reached boot-to-early seedhead stage of development. For partial control in pasture or hay crop renovation, apply 1 to 1½ quarts of this product plus 0.5 to 1 percent nonionic surfactant by total spray volume in 3 to 10 gallons of water per acre. Apply to actively growing plants when most have reached 4 to 12 inches in height. Allow 7 or more days after application before tillage.

**Orchardgrass (sods going to no-till corn)**—Apply 1 to 1.5 quarts of this product per acre plus 0.5 to 1 percent nonionic surfactant by total spray volume in 3 to

10 gallons of water per acre. Apply to orchardgrass that is a minimum of 12 inches tall for spring applications and 6 inches tall for fall applications. Allow at least three days following application before planting. A sequential application of 3.75 to 4.5 quarts of Lariat® herbicide, or equivalent, will be necessary for optimum results. Lariat should be applied within 3 to 10 days following spring applications to prevent annual weed growth.

**Blueweed, Texas**—Apply 4 to 5 quarts of this product per acre west of the Mississippi River and 3 to 4 quarts per acre east of the Mississippi River. Apply when weed is actively growing and is at or beyond full bloom. Do not treat when weed is under drought stress as good soil moisture is necessary for active growth. New leaf development indicates active growth. For best results, apply in late summer or fall. Fall treatments must be applied before a killing frost. Allow 7 or more days after application before tillage.

**Brackenfern**—Apply 3 to 4 quarts of this product per acre as a broadcast spray or as a 1 to 1½ percent solution with hand-held equipment. Apply to fully expanded fronds which are at least 18 inches long.

**Bursage, woollyleaf**—For control, apply 2 quarts of this product plus 1 pint of Banvel per acre. For partial control, apply 1 quart of this product plus 1 pint of Banvel per acre. Add 0.5 to 1 percent nonionic surfactant by total spray volume and apply 3 to 20 gallons of water per acre. Apply when plants are producing new active growth which has been initiated by moisture for at least 2 weeks and when plants are at or beyond flowering.

**Canarygrass, reed/Timothy / Wheatgrass, western**—Apply 2 to 3 quarts of this product per acre. For best results, apply to actively growing plants when most have reached the boot-to-head stage of growth. Allow 7 or more days after application before tillage.

**Cogongrass**—Apply 3 to 5 quarts of this product plus 0.5 to 1 percent nonionic surfactant in 10 to 40 gallons of water per acre. Apply when Cogongrass is at least 18 inches tall and actively growing in late summer or fall. Allow 7 or more days after application before tillage or mowing. Due to uneven stages of growth and the dense nature of vegetation preventing good spray coverage, repeat treatments may be necessary to maintain control.

**Dandelion/Dock, curly**—Apply 3 to 5 quarts of this product per acre when plants are actively growing and most have reached the early bud stage of growth. Allow 7 or more days after application before tillage.

Also for control, apply 16 fluid ounces of this product plus 0.5 pounds a.i. 2,4-D plus 0.5 to 1 percent nonionic surfactant by total spray volume in 3 to 10 gallons of water per acre.

**Dogbane, hemp**—Apply 4 quarts of this product per acre. Apply when actively growing and when most weeds have reached the late bud to flower stage of growth. Following crop harvest or mowing, allow weeds to regrow to a mature stage prior to treatment. For best results, apply in late summer or fall. Allow 7 or more days after application before tillage.

For suppression, apply 16 fluid ounces of this product plus 0.5 pound a.i. of 2,4-D plus 0.5 to 1 percent nonionic surfactant by total spray volume in 3 to 10 gallons of water per acre for ground applications and 3 to 5 gallons of water per acre for aerial applications. Delay applications until maximum emergence of dogbane has occurred.

**Fescue, tall**—Apply 3 quarts of this product in 10 to 40 gallons of water per acre to actively growing plants when most have reached boot-to-early seedhead stage of development.

Fall applications only—Apply 1 quart of this product plus 0.5 to 1 percent nonionic surfactant by total spray volume in 3 to 10 gallons of water per acre. Apply to fescue in the fall when actively growing and plants have 6 to 12 inches of new growth. Allow 7 or more days after application before tillage. A sequential application of 1 pint per acre of this product plus nonionic surfactant will improve long-term control and control seedlings germinating after fall treatments or the following spring.

**Guineagrass**—Apply 3 quarts of this product per acre or use a 1 percent solution with hand-held equipment. Apply to actively growing guineagrass when most has reached at least the 7-leaf stage of growth. Ensure thorough coverage when using hand-held equipment. Allow 7 or more days after application before tillage.

**Johnsongrass/Ryegrass, perennial**—Apply 1 to 3 quarts of this product per acre. In annual cropping systems apply 1 to 2 quarts of this product per acre. Apply 1 quart of this product plus 0.5 to 1 percent nonionic surfactant by total spray volume in 3 to 10 gallons of water per acre. Use 2 quarts of this product when applying 10 to 40 gallons of water per acre. In noncrop or areas where annual tillage (no-till), is not performed, apply 2 to 3 quarts of this product in 10 to 40 gallons of water per acre. For best results, apply to actively growing plants when most have reached the boot-to-head stage of growth or in the fall prior to frost. Allow 7 or more days after application before tillage. Do not tank-mix with residual herbicides when using the 1 quart per acre rate.

For burndown of Johnsongrass, apply 1 pint per acre plus 0.5 to 1 percent nonionic surfactant in 3 to 10 gallons of water per acre before the plants reach a height of 12 inches. For this use, allow at least 3 days after treatment before tillage.

**Spot Treatment (partial control or suppression)**—Apply a 1 percent solution of this product plus 0.5 to 1 percent nonionic surfactant by total spray volume when johnsongrass is 12 to 18 inches in height. Coverage should be uniform and complete.

**Kikuyugrass**—Apply 2 to 3 quarts of this product per acre. Spray when most kikuyugrass is at least 8 inches in height (3 or 4-leaf stage of growth) and actively growing. Allow 3 or more days after application before tillage.

**Knapweed/Horseradish**—Apply 4 quarts of this product per acre. Apply when actively growing and when most weeds have reached the late bud to flower stage of growth. Following crop harvest or mowing, allow weeds to regrow to a mature stage prior to treatment. For best results, apply in late summer or fall. Allow 7 or more days after application before tillage.

**Lantana**—Apply this product as a 1 to 1 1/4 percent solution using hand-held equipment only. Apply to actively growing lantana at or beyond the bloom stage of growth. Use the higher application rate for plants that have reached the woody stage of growth. Allow 7 or more days after application before tillage.

**Milkweed, common**—Apply 3 quarts of this product per acre. Apply when actively growing and most of the milkweed has reached the late bud to flower stage of growth. Following small grain harvest or mowing, allow milkweed to regrow to a mature stage prior to treatment. Allow 7 or more days after application before tillage.

**Muhly, wirestem**—Apply 1 to 2 quarts of this product per acre. Use 1 quart of this product plus 0.5 to 1 percent nonionic surfactant by total spray volume in 3 to 10 gallons of water per acre. Use 2 quarts of this product when applying 10 to 40 gallons of water per acre or in pasture, sod, or noncrop areas. Spray when





the wirestem muhly is 8 inches or more in height and actively growing. Do not till between harvest and fall applications or in the fall or spring prior to spring applications. Allow 3 or more days after application before tillage. This product will not provide residual control of wirestem muhly from seeds which germinate after application of this product. Do not tank mix with residual herbicides when using the 1 quart per acre rate.

**Nightshade, silverleaf**—For control, apply 2 quarts of this product plus 0.5 to 1 percent nonionic surfactant by total spray volume in 3 to 10 gallons of water per acre. Applications should be made when at least 60 percent of the plants have berries. Fall treatments must be applied before a killing frost. Allow 7 or more days after application before tillage. Do not treat when weed is under drought stress as good soil moisture is necessary for active growth.

**Nutsedge: purple, yellow**—Apply 3 quarts of this product per acre as a broadcast spray, or apply a 2 percent solution from hand-held equipment to control existing nutsedge plants and immature nutlets attached to treated plants. Treat when plants are in flower or when new nutlets can be found at rhizome tips. Nutlets which have not germinated will not be controlled and may germinate following treatment. Repeat treatments will be required for long-term control of ungerminated tubers.

Sequential applications of 1 to 2 quarts of this product plus 0.5 to 1 percent nonionic surfactant by total spray volume in 3 to 10 gallons of water per acre will provide control. Make applications when a majority of the plants are in the 3 to 5 leaf stage (less than 6 inches tall). Repeat this application, as necessary, when newly emerging plants reach the 3 to 5 leaf stage. Subsequent applications will be necessary for long-term control.

For suppression to partial control of existing plants, apply 1 pint to 2 quarts of this product per acre, plus 0.5 to 1 percent nonionic surfactant in 3 to 40 gallons of water per acre. Treat when plants have 3 to 5 leaves and most are less than 6 inches tall. Repeat treatments will be required to control subsequent emerging plants or regrowth of existing plants. Wait 7 days after treatment before tillage or mowing.

**Pampasgrass**—Apply this product as a 1½ to 2 percent solution using hand-held equipment. Apply to plants that are actively growing at or beyond the boot stage of growth. Thorough coverage is necessary for best control.

**Phragmites**—For partial control of phragmites in Florida and the counties of other states bordering the Gulf of Mexico, apply 5 quarts per acre as a broadcast spray or apply a 2 percent solution from hand-held equipment. In other areas of the U.S., apply 3 quarts per acre as a broadcast spray or apply a 1 percent solution from hand-held equipment for partial control. For best results, treat during late summer or fall months or when plants are actively growing and in full bloom. Treatment before or after this stage may lead to reduced control. Due to the dense nature of the vegetation, which may prevent good spray coverage or uneven stages of growth, repeat treatments may be necessary to maintain control. Visual control symptoms will be slow to develop.

**Quackgrass**—In Annual Cropping Systems, or in Pastures and Sods Followed by Deep Tillage: Apply 1 to 2 quarts of this product per acre. For the one quart rate, apply 0.5 to 1 percent nonionic surfactant by total spray volume in 3 to 10 gallons of water per acre. For the 2 quart rate, apply in 10 to 40 gallons of water per acre. Do not tank mix with residual herbicides when using the 1 quart rate. Spray when quackgrass is 6 to

8 inches in height and actively growing. Do not till between harvest and fall applications or in fall or spring prior to spring application. Allow 3 or more days after application before tillage. In pastures or sods, for best results use a moldboard plow.

**Quackgrass—Pasture or Sod or Other Noncrop Areas Where Deep Tillage is Not Planned Following Application:** Apply 2 to 3 quarts in 10 to 40 gallons of water per acre. Spray when the quackgrass is greater than 8 inches tall and actively growing. Do not till between harvest and fall application or in fall or spring prior to spring application. Allow 3 or more days after application before tillage.

**Redvine**—For suppression, apply 24 fluid ounces of this product per acre at each of two applications 7 to 14 days apart or a single application of 2 quarts per acre. Apply recommended rates in 5 to 10 gallons of water per acre plus 0.5 to 1 percent nonionic surfactant by total volume. Apply to actively growing plants in late September or early October, which are at least 18 inches tall and have been growing 45 to 60 days since the last tillage operation. Make applications at least one week before a killing frost.

**Reed, giant**—For control of giant reed, apply a 2 percent solution of this product when plants are actively growing. Best results are obtained when applications are made in late summer to fall.

**Smartweed, swamp**—Apply 3 to 5 quarts of this product per acre when plants are actively growing and most have reached the early bud stage of growth. Allow 7 or more days after application before tillage.

Also for control, apply 16 fluid ounces of this product plus 0.5 pound active ingredient of 2,4-D plus 0.5 to 1 percent nonionic surfactant by total volume in 3 to 10 gallons of water per acre in the late summer or fall. Apply when plants are actively growing and most have reached the early bud stage of growth. Allow 7 or more days after application before tillage.

**Spurge, leafy**—For suppression, apply 16 fluid ounces of this product plus 0.5 pound active ingredient 2,4-D plus 0.5 to 1 percent nonionic surfactant by total spray volume in 3 to 10 gallons of water per acre in the late summer or fall. Apply when plants are actively growing. If mowing has occurred prior to treatment, apply when most of the plants are 12 inches tall. Allow 7 or more days after application before tillage.

**Sweet Potato, wild**—Apply this product as a 2 percent solution using hand-held equipment. Apply to actively growing weeds that are at or beyond the bloom stage of growth. Repeat applications will be required. Allow the plant to reach the recommended stage of growth before retreatment. Allow 7 or more days before tillage.

**Thistle, Canada**—Apply 2 to 3 quarts of this product per acre. Apply to actively growing thistles when most are at or beyond the bud stage of growth. After harvest, mowing or tillage in the late summer or fall, allow at least 4 weeks for initiation of active growth and rosette development prior to the application of this product. Fall treatments must be applied before a killing frost. Allow 3 or more days after application before tillage.

For suppression of Canada thistle, apply 1 quart per acre of this product, or 1 pint of this product plus 0.5 pound a.i. 2,4-D per acre, plus 0.5 to 1 percent nonionic surfactant by total spray volume in 3 to 10 gallons of water per acre in the late summer or fall after harvest, mowing or tillage. Allow rosette regrowth to a minimum of 6 inches in diameter before treating. Applications can be made as long as leaves are still green and plants are actively growing at the time of application. Allow 3 or more days after application before tillage.

**Torpedograss**—Apply 4 to 5 quarts of this product per acre to provide partial control of torpedograss. Apply to actively growing torpedograss when most plants are at or beyond the seedhead stage of growth. Repeat applications will be required to maintain control. Fall treatments must be applied before frost. Allow 7 or more days after application before tillage.

**Trumpet creeper**—For control, apply 2 quarts of this product per acre in 5 to 10 gallons of water per acre. Apply to actively growing plants in late September or October, which are at least 18 inches tall and have been growing 45 to 60 days since the last tillage operation. Make applications at least 1 week before a killing frost.

**Other perennials listed on this label**—Apply 3 to 5 quarts of this product per acre. Apply when actively growing and most have reached early head or early bud stage of growth. Allow 7 or more days after application before tillage.

### WOODY BRUSH AND TREES

When applied as recommended under the conditions described, this product CONTROLS or PARTIALLY CONTROLS the following woody brush, plants and trees:

- |  |  |
|--|--|
| <b>Alder</b><br><i>Alnus spp.</i>                                | <b>Elderberry</b><br><i>Sambucus spp.</i>                |
| <b>Ash*</b><br><i>Fraxinus spp.</i>                              | <b>Elm*</b><br><i>Ulmus spp.</i>                         |
| <b>Aspen, quaking</b><br><i>Populus tremuloides</i>              | <b>Eucalyptus, Bluegum</b><br><i>Eucalyptus glotulus</i> |
| <b>Bearmat (Bearclover)</b><br><i>Chamaebatia foliolosa</i>      | <b>Hasardtia*</b><br><i>Haplopappus squamosus</i>        |
| <b>Birch</b><br><i>Betula spp.</i>                               | <b>Hawthorn</b><br><i>Crataegus spp.</i>                 |
| <b>Blackberry</b><br><i>Rubus spp.</i>                           | <b>Hazel</b><br><i>Corylus spp.</i>                      |
| <b>Broom:</b>  | <b>Honeysuckle</b><br><i>Lonicera spp.</i>               |
| <b>French</b><br><i>Cytisus monspessulanus</i>                   | <b>Kudzu</b><br><i>Pueraria lobata</i>                   |
| <b>Scotch</b><br><i>Cytisus scoparius</i>                        | <b>Locust, black*</b><br><i>Robinia pseudoacacia</i>     |
| <b>Buckwheat, California*</b><br><i>Eriogonum fasciculatum</i>   | <b>Madrone</b><br><i>Arbutus menziesii</i>               |
| <b>Cascara*</b><br><i>Rhamnus purshiana</i>                      | <b>Manzanita</b><br><i>Arctostaphylos spp.</i>           |
| <b>Catsclaw*</b><br><i>Acacia greggii</i>                        | <b>Maple:</b>  |
| <b>Ceanothus*</b><br><i>Ceanothus spp.</i>                       | <b>Red**</b><br><i>Acer rubrum</i>                       |
| <b>Chamise</b><br><i>Adenostoma fasciculatum</i>                 | <b>Sugar</b><br><i>Acer saccharum</i>                    |
| <b>Cherry:</b>   | <b>Vine*</b><br><i>Acer circinatum</i>                   |
| <b>Bitter</b><br><i>Prunus emarginata</i>                        | <b>Monkey Flower*</b><br><i>Mimulus guttatus</i>         |
| <b>Black</b><br><i>Prunus serotina</i>                           | <b>Oak:</b>  |
| <b>Pin</b><br><i>Prunus pensylvanica</i>                         | <b>Black*</b><br><i>Quercus velutina</i>                 |
| <b>Coyote brush</b><br><i>Baccharis consanguinea</i>             | <b>Northern Pin</b><br><i>Quercus palustris</i>          |
| <b>Creepers, Virginia*</b><br><i>Parthenocissus quinquefolia</i> | <b>Post</b><br><i>Quercus stellata</i>                   |
| <b>Dewberry</b><br><i>Rubus trivialis</i>                        | <b>Red</b><br><i>Quercus rubra</i>                       |
|  | <b>Southern Red</b><br><i>Quercus falcata</i>            |
|  | <b>White*</b><br><i>Quercus alba</i>                     |



Persimmon* <i>Diospyros spp.</i>	Sumac: Poison* <i>Rhus vernix</i>
Poison Ivy <i>Rhus radicans</i>	Smooth* <i>Rhus glabra</i>
Poison Oak <i>Rhus toxicodendron</i>	Winged* <i>Rhus copallina</i>
Poplar, yellow* <i>Liriodendron tulipifera</i>	Sweetgum <i>Liquidambar styraciflua</i>
Raspberry <i>Rubus spp.</i>	Swordfern* <i>Polystichum munitum</i>
Rose, multiflora <i>Rosa multiflora</i>	Tallowtree, Chinese <i>Sapium sebiferum</i>
Russian-olive <i>Elaeagnus angustifolia</i>	Tan Oak <i>Lithocarpus densiflorus</i>
Sage, black <i>Salvia mellifera</i>	Thimbleberry <i>Rubus parviflorus</i>
Sagebrush, California <i>Artemisia californica</i>	Tobacco, tree* <i>Nicotiana glauca</i>
Salmonberry <i>Rubus spectabilis</i>	Trumpet creeper <i>Campsis radicans</i>
Sassafras <i>Sassafras albidum</i>	Willow <i>Salix spp.</i>
Sourwood <i>Oxydendrum arboreum</i>	

\*Partial control

\*\*See below for control or partial control instructions.

NOTE: If brush has been mowed or tilled or trees have been cut, do not treat until regrowth has reached the recommended stages of growth.

Apply this product when plants are actively growing and, unless otherwise directed, after full leaf expansion. Use the higher rate for larger plants and/or dense areas of growth. On vines, use the higher rate for plants that have reached the woody stage of growth. Best results are obtained when application is made in late summer or fall after fruit formation.

In arid areas, best results are obtained when application is made in the spring to early summer when brush species are at high moisture content and are flowering.

Ensure thorough coverage when using hand-held equipment. Symptoms may not appear prior to frost or senescence with fall treatments.

Allow 7 or more days after application before tillage, mowing or removal. Repeat treatments may be necessary to control plants regenerating from underground parts or seed. Some autumn colors on undesirable deciduous species are acceptable provided no major leaf drop has occurred. Reduced performance may result if fall treatments are made following a frost.

See "Directions for Use", and "Mixing, Additives, and Application Instructions" sections of this label for labeled uses and specific application instructions.

Apply this product as follows to control or partially control the following woody brush and trees.

**Alder/Dewberry/Honeysuckle/Post Oak/Raspberry**—For control, apply 3 to 4 quarts per acre of this product as a broadcast spray or as a 1 to 1½ percent solution with hand-held equipment.

**Aspen, quaking/Cherry: bitter, black, pin/Hawthorn/Oak, southern red/Sweetgum/Trumpet creeper**—For control, apply 2 to 3 quarts of this product per acre as a broadcast spray or as a 1 to 1½ percent solution with hand-held equipment.

**Birch/Elderberry/Hazel/Salmonberry/Thimbleberry**—For control, apply 2 quarts per acre of this product as a broadcast spray or as a 1 percent solution with hand-held equipment.

**Blackberry**—For control, apply 3 to 4 quarts per acre of this product as a broadcast spray, or 1 to 1½ percent solution with hand-held equipment. Make application after plants have reached full leaf maturity. Best results are obtained when applications are made in late summer or fall. After berries have set or dropped in late fall, blackberry can be controlled by applying a ¾ percent solution of this product plus 0.5 to 1 percent nonionic surfactant by total spray volume with hand-held equipment. For control of blackberries after leaf drop and until killing frost or as long as stems are green, apply 3 to 4 quarts of this product in 10 to 40 gallons of water per acre.

**Broom: French, Scotch**—For control, apply a 1½ to 2 percent solution with hand-held equipment.

**Buckwheat, California/Hasardia/Monkey Flower/Tobacco, tree**—For partial control of these species, apply a 1 to 2 percent solution of this product as a foliar spray with hand-held equipment. Thorough coverage of foliage is necessary for best results.

**Catsclaw**—For partial control, apply as a 1 to 1½ percent solution with hand-held equipment.

**Coyote Brush**—For control, apply a 1½ to 2 percent solution with hand-held equipment when at least 50 percent of the new leaves are fully developed.

**Eucalyptus/Bluegum**—For control of eucalyptus resprouts, apply a 2 percent solution of this product with hand-held equipment when resprouts are 6 to 12 feet tall. Ensure complete coverage. Apply when plants are growing actively. Avoid application to drought-stressed plants.

**Kudzu**—For control, apply 4 quarts of this product per acre as a broadcast spray or as a 2 percent solution with hand-held equipment. Repeat applications will be required to maintain control.

**Madrone resprouts**—For suppression or partial control, apply a 2 percent solution of this product to resprouts less than 3 to 6 feet tall. Best results are obtained with spring/early summer treatments.

**Maple, red**—For control, apply as a 1 to 1½ percent solution with hand-held equipment when at least 50 percent of the new leaves are fully developed. For partial control, apply 2 to 4 quarts of this product per acre as a broadcast spray.

**Maple, sugar/Oak, northern pin/Oak red**—For control, apply as a 1 to 1½ percent solution with hand-held equipment when at least 50 percent of the new leaves are fully developed.

**Poison Ivy/Poison Oak**—For control, apply 4 to 5 quarts of this product per acre as a broadcast spray or as a 2 percent solution with hand-held equipment. Repeat applications may be required to maintain control. Fall treatments must be applied before leaves lose green color.

**Rose, multiflora**—For control, apply 2 quarts of this product per acre as a broadcast spray or as a 1 percent solution with hand-held equipment. Treatments should be made prior to leaf deterioration by leaf-feeding insects.

**Sage, black/Sagebrush, California/ Chamise/Tallowtree, Chinese**—For control of these species, apply a 1 percent solution of this product as a foliar spray with hand-held equipment. Thorough coverage of foliage is necessary for best results.

**Tan oak resprouts**—For suppression or partial control, apply a 2 percent solution of this product to

resprouts less than 3 to 6 feet tall. Best results are obtained with fall applications.

**Willow**—For control, apply 3 quarts of this product per acre as a broadcast spray or as a 1 percent solution with hand-held equipment.

**Other Woody Brush and Trees listed on this label**—For partial control, apply 2 to 4 quarts of this product per acre as a broadcast spray or as a 1 to 2 percent solution with hand-held equipment.

### NONCROP USES

See "General Information" and "Mixing, Additives and Application Instructions" sections of this label for essential product performance information and the following "Noncrop" sections for specific recommended uses.

**EXTREME CARE MUST BE EXERCISED TO AVOID CONTACT OF SPRAY WITH FOLIAGE OF DESIRABLE TURFGRASSES, TREES, SHRUBS, OR OTHER DESIRABLE VEGETATION SINCE SEVERE DAMAGE OR DESTRUCTION MAY RESULT.**

**NOTE:** If spraying areas adjacent to desirable plants, use a shield made of cardboard, sheet metal or plywood while spraying to help prevent spray from contacting foliage of desirable plants.

Repeat treatments may be necessary to control weeds regenerating from underground parts or seeds.

This product does not provide residual weed control. For subsequent weed control, follow a label-approved herbicide program.

Read and carefully observe the cautionary statements and all other information appearing on the labels of all herbicides used.

### INDUSTRIAL, RECREATIONAL AND PUBLIC AREAS

When applied as directed for "Noncrop Uses", under conditions described, this product controls annual and perennial weeds listed on this label growing in areas such as airports, ditch banks, dry ditches, dry canals, fencerows, golf courses, highways, industrial plant sites, lumber yards, parking areas, parks, petroleum tank farms and pumping installations, pipelines, power and telephone rights-of-way, railroads, roadsides, schools, storage areas, other public areas and similar industrial or noncrop areas.

For specific rates of application and instructions for control of various annual and perennial weeds and woody brush and trees, see the "Weeds Controlled" section of this label.

This product may be applied with recirculating sprayers, shielded applicators, or wiper applicators in any noncrop site specified on this label. See the "Selective Equipment" part of "Application Equipment and Techniques" section of this label for information on proper use and calibration of this equipment.

#### TANK MIXTURES FOR INDUSTRIAL SITES

#### ROUNDUP® EXPORT plus OUST™

Use on industrial sites including airports, industrial plants, lumberyards, petroleum tank farms, pumping stations, pipelines, railroads, roadsides, storage areas or other similar sites where bare ground is desired.

When applied as directed for "Noncrop Uses" under the conditions described, this product plus Oust provides control of annual weeds listed in the "Weeds Controlled" section of the label for this product and Oust, and control or partial control of the perennial weeds listed below.

Apply 1 to 2 quarts of this product with 2 to 4 ounces of Oust in 10 to 40 gallons of spray solution per acre as a broadcast spray to actively growing weeds.

For control of annual weeds, use the lower rates of these products.

For control of the listed perennial weeds, use the higher rates of both products. For partial control, use the lower rates.

Bahiagrass <i>Paspalum notatum</i>	Johnsongrass** <i>Sorghum halepense</i>
Bermudagrass* <i>Cynodon dactylon</i>	Poorjoe** <i>Diodia teres</i>
Broomsedge <i>Andropogon virginicus</i>	Quackgrass <i>Agropyron repens</i>
Dock, curly <i>Rumex crispus</i>	Trumpet creeper* <i>Campsis radicans</i>
Dogfennel <i>Eupatorium capilliflorum</i>	Vaseygrass <i>Paspalum urvillei</i>
Fescue, tall <i>Festuca arundinacea</i>	Vervain, blue <i>Verbena hastata</i>

\*Suppression at the higher rates only.

\*\*Control at the lower rates.

Read and carefully observe the cautionary statements and all other information appearing on the labels of all herbicides used.

#### TANK MIXTURES NONCROP SITES

When applied as a tank mixture, this product provides control of the emerged annual weeds and partial control of the emerged perennial weeds listed in this label. When applied as a tank mixture, the following residual herbicides will provide preemergence control of the weeds listed in the individual product labels.

- ROUNDUP® EXPORT plus DIURON ■
- ROUNDUP EXPORT plus KROVAR™ I ■
- ROUNDUP EXPORT plus KROVAR II ■
- ROUNDUP EXPORT plus RONSTAR™ 50WP ■
- ROUNDUP EXPORT plus SIMAZINE,  
PRINCEP™ CALIBER™ 90 ■
- ROUNDUP EXPORT plus SIMAZINE 4L ■
- ROUNDUP EXPORT plus SIMAZINE 80W ■
- ROUNDUP EXPORT plus SURFLAN™ 75W ■
- ROUNDUP EXPORT plus SURFLAN AS ■

When tank mixing with residual herbicides, add an agriculturally approved nonionic surfactant at 0.5 to 1 percent by volume of spray solution. See the "Mixing, Additives and Application Instructions" section of this label before preparing these tank mixtures.

Read and carefully observe the label claims, cautionary statements, recommended use rates and all other information on the labels of all products used in these tank mixtures. Use according to the most restrictive label directions for each product in the mixture.

#### CONTROL OF EMERGED WEEDS

**Annual Weeds**—Apply 1 quart per acre of this product in these tank mixtures when weeds are less than 6 inches tall and 1½ quarts per acre when weeds are more than 6 inches tall.

**Perennial Weeds**—For partial control of perennial weeds using these tank mixtures, apply 2 to 5 quarts per acre of this product. Follow the recommendations

in the "Weeds Controlled" section of this label for stage of growth and rate of application for specific perennial weeds.

#### PREEMERGENCE WEED CONTROL

For preemergence weed control, refer to the individual product labels for specific noncrop sites, rates, carrier volumes and precautionary statements.

Mix only the quantity of spray solution which can be used during the same day. Do not allow these tank mixtures to stand overnight as this may result in reduced weed control.

APPLY THESE TANK MIXTURES THROUGH CONVENTIONAL BROADCAST EQUIPMENT ONLY.

#### FARMSTEAD WEED CONTROL

When applied as directed for "Noncrop Uses", under conditions described, this product controls undesirable vegetation listed on this label around farmstead building foundations, along and in fences, shelterbelts, and for general nonselective farmstead weed control.

For specific rates of application and instructions for control of various annual and perennial weeds, see the "Weeds Controlled" section of this label.

#### CUT STUMP TREATMENTS

Woody vegetation may be controlled by treating freshly cut stumps of trees and resprouts with this product. Apply this product using suitable equipment to ensure coverage of the entire cambium. Cut vegetation close to the soil surface. Apply a 50 to 100 percent solution of this product to the freshly cut surface immediately after cutting. Delays in application may result in reduced performance. For best results, applications should be made during periods of active growth and full leaf expansion.

When used according to directions for cut stump application, this product will CONTROL, PARTIALLY CONTROL or SUPPRESS many types of woody brush and tree species, some of which are listed below:

Alder <i>Alnus spp.</i>	Reed, giant <i>Arundo donax</i>
Eucalyptus/Bluegum <i>Eucalyptus glotulus</i>	Saltcedar <i>Tamarisk spp.</i>
Madrone <i>Arbutus menziesii</i>	Sweetgum <i>Liquidambar styraciflua</i>
Oak <i>Quercus spp.</i>	Tan Oak <i>Lithocarpus densiflorus</i>

#### INJECTION AND FRILL APPLICATIONS

Woody vegetation may be controlled by injection or frill application of this product. Apply this product using suitable equipment which must penetrate into the living tissue. Apply the equivalent of 1 ml of this product per each 2 to 3 inches of trunk diameter (DBH). This is best achieved by applying 50 to 100 percent concentration of this material either to a continuous frill around the tree or as cuts evenly spaced around the tree below all branches. As tree diameter increases in size, better results are achieved by applying diluted material to a continuous frill or more closely spaced cuttings. Avoid application techniques that allow runoff to occur from frill or cut areas in species that exude sap freely after frills or cutting. In species such as this, make frill or cut at an oblique angle so as to produce a cupping effect and use undiluted material. For best results, application should be made during periods of active growth and after full leaf expansion.

This treatment WILL CONTROL the following woody species:

Oak <i>Quercus spp.</i>	Sweetgum <i>Liquidambar styraciflua</i>
Poplar <i>Populus spp.</i>	Sycamore <i>Platanus occidentalis</i>

This treatment WILL SUPPRESS the following woody species:

Black gum <i>Nyssa sylvatica</i>	Hickory <i>Carya spp.</i>
Dogwood <i>Cornus spp.</i>	Maple, red <i>Acer rubrum</i>

### TURFGRASSES AND GRASSES FOR SEED PRODUCTION

#### ■ PREPLANT AND RENOVATION ■

When applied as directed for "Noncrop Uses", under conditions described, this product controls most existing vegetation prior to the planting or renovation of either turfgrasses or grass seed production areas.

For specific rates of application and instructions for control of various annual and perennial weeds, and woody brush and trees, see the "Weeds Controlled" section of this label.

For maximum control of existing vegetation, delay planting to determine if any regrowth from escaped underground plant parts occurs. Where repeat treatments are necessary, sufficient regrowth must be attained prior to application. For warm-season grasses, such as bermudagrass, summer or fall applications provide best control.

DO NOT DISTURB SOIL OR UNDERGROUND PLANT PARTS BEFORE TREATMENT. Tillage or renovation techniques such as vertical mowing, coring or slicing should be delayed for 7 days after application to allow proper translocation into underground plant parts.

#### TURFGRASSES

Where existing vegetation is growing in a field or unmowed situation, apply this product to actively growing weeds at the stages of growth given in the "Weeds Controlled" section of this label.

Where existing vegetation is growing under mowed turfgrass management, apply this product after omitting at least one regular mowing to allow sufficient growth for good interception of the spray.

Desirable turfgrasses may be planted following the above procedures.

#### GRASSES FOR SEED PRODUCTION

Apply this product to actively growing weeds at the stages of growth given in the "Weeds Controlled" section of this label prior to planting or renovation of turf or forage grass areas grown for seed production.

DO NOT feed or graze treated areas within 8 weeks after application.

#### ■ ANNUAL WEED CONTROL IN DORMANT BERMUDAGRASS AND BAHIAGRASS TURF ■

When applied as directed for "Noncrop Uses" under the conditions described, this product will provide control or suppression of many winter annual weeds and tall fescue for effective release of dormant bermudagrass and bahiagrass turf. Refer to the rate table for Roundup Export alone under the "Release of Bermudagrass and Bahiagrass" section of this label for recommended rates and volumes on the species to be suppressed or controlled. Treat only when turf is dormant and prior to spring greenup. Spot treatments or broadcast applications of this product in excess of 16 fluid ounces per acre may result in injury or delayed greenup in highly maintained turfgrass areas;

23 of 35

i.e., golf courses, lawns, etc. DO NOT APPLY TANK MIXTURES of this product plus Oust in highly maintained turfgrass areas.

**RELEASE OF BERMUDAGRASS OR BAHIAGRASS**

NOTE: Use only in areas where bermudagrass or bahiagrass are desirable ground covers and where some temporary injury or discoloration can be tolerated. Use tank mixtures of this product plus Oust only on railroads, highways, utility plant sites, or other right-of-way areas.

When applied as directed for "Noncrop Uses" under the conditions described, this product will provide control or suppression of many winter annual weeds and tall fescue for effective release of dormant bermudagrass or bahiagrass. This product may be tank-mixed with Oust as recommended for residual control. Make applications to dormant bermudagrass or bahiagrass. Tank mixtures of this product plus Oust may delay greenup. To avoid delays in greenup and minimize injury, do not add more than 1 ounce per acre of Oust on bermudagrass or more than 1/2 ounce per acre on bahiagrass, or treat when these grasses are in a semi-dormant condition.

For best results on winter annuals, treat when plants are in an early growth stage (below 6 inches in height) after most have germinated. For best results on tall fescue, treat when fescue is in or beyond the 4 to 6-leaf stage.

**WEEDS CONTROLLED**

Rate recommendations for control or suppression of winter annuals and tall fescue are listed below:

Apply the recommended rates of this product alone or as a tank mixture in 10 to 25 gallons of water, plus 0.5 to 1 percent nonionic surfactant; by total spray volume per acre.

For the best recommendation for the mixture of weeds within your geographic areas, contact your Monsanto sales representative.

**WEEDS CONTROLLED OR SUPPRESSED WITH ROUNDUP® EXPORT ALONE\***

NOTE: C = Control  
S = Suppression

WEED SPECIES	ROUNDUP® EXPORT FLUID OZ/ACRE					
	8	12	16	24	32	64
Barley, little <i>Hordeum pusillum</i>	S	C	C	C	C	C
Bedstraw, catchweed <i>Galium aparine</i>	S	C	C	C	C	C
Bluegrass, annual <i>Poa annua</i>	S	C	C	C	C	C
Chervil <i>Chaerophyllum tainturieri</i>	S	C	C	C	C	C
Chickweed, common <i>Stellaria media</i>	S	C	C	C	C	C
Clover, crimson <i>Trifolium incarnatum</i>	•	S	S	C	C	C
Clover, large hop <i>Trifolium campestre</i>	•	S	S	C	C	C
Fescue, tall <i>Festuca arundinaceae</i>	•	•	•	•	S	S
Geranium, Carolina <i>Geranium carolinianum</i>	•	•	S	S	C	C

WEED SPECIES	ROUNDUP® EXPORT FLUID OZ/ACRE					
	8	12	16	24	32	64
Henbit <i>Lamium amplexicaule</i>	•	S	C	C	C	C
Ryegrass, Italian <i>Lolium multiflorum</i>	•	•	S	C	C	C
Speedwell, corn <i>Veronica arvensis</i>	S	C	C	C	C	C
Vetch, common <i>Vicia sativa</i>	•	•	S	C	C	C

\*These rates apply only to sites where an established competitive turf is present.

**WEEDS CONTROLLED OR SUPPRESSED WITH ROUNDUP® EXPORT PLUS OUST\***

NOTE: C = Control  
S = Suppression

WEED SPECIES	ROUNDUP® EXPORT + OUST							
	ROUNDUP EXPORT (FL. OZ/A)							
	8	12	12	16	16	12	16	16
	+	+	+	+	+	+	+	+
	1/2	1/2	1/2	1/2	1/2	1	1	1
Barley, little <i>Hordeum pusillum</i>	C	C	C	C	C	C	C	C
Bedstraw, catchweed <i>Galium aparine</i>	C	C	C	C	C	C	C	C
Bluegrass, annual <i>Poa annua</i>	S	C	C	C	C	C	C	C
Chervil <i>Chaerophyllum tainturieri</i>	C	C	C	C	C	C	C	C
Chickweed, common <i>Stellaria media</i>	S	C	C	C	C	C	C	C
Clover, crimson <i>Trifolium incarnatum</i>	S	S	S	S	C	C	C	C
Clover, large hop <i>Trifolium campestre</i>	•	•	S	S	S	C	C	C
Fescue, tall <i>Festuca arundinaceae</i>	•	•	•	•	•	S	S	S
Geranium, Carolina <i>Geranium carolinianum</i>	•	S	S	C	C	C	C	C
Henbit <i>Lamium amplexicaule</i>	•	S	C	C	C	C	C	C
Ryegrass, Italian <i>Lolium multiflorum</i>	•	S	S	C	C	C	C	C
Speedwell, corn <i>Veronica arvensis</i>	S	C	C	C	C	C	C	C
Vetch, common <i>Vicia sativa</i>	C	C	C	C	C	C	C	C

\*These rates or mixtures of rates apply only to sites where an established competitive turf is present.

**RELEASE OF ACTIVELY GROWING BERMUDAGRASS**

When applied as directed, this product will aid in the release of bermudagrass by providing control of annual species listed in the "Weeds Controlled" section of this and the Oust label, and suppression or partial control of certain perennial weeds.

For control or suppression of those annual species listed on this label, use 1 to 3 pints of this product as a broadcast spray in 10 to 25 gallons of spray solution per acre.

Use the lower rate when treating annual weeds less than 6 inches in height (or length of runner in annual vines). Use the higher rate as plant size increases or as they approach flower or seedhead formation.

Use the higher rate of this product for partial control of the following perennial species. Use the lower rates for suppression of growth. For best results, see the "Weeds Controlled" section of this label for proper stage of growth.

<b>Bahiagrass</b>	<b>Johnsongrass*</b>
<i>Paspalum notatum</i>	<i>Sorghum halepense</i>
<b>Bluestem, silver</b>	<b>Trumpet creeper**</b>
<i>Andropogon saccharoides</i>	<i>Campsis radicans</i>
<b>Fescue, tall</b>	<b>Vaseygrass</b>
<i>Festuca arundinacea</i>	<i>Paspalum urvillei</i>

\*Control at the higher rates.

\*\*Suppression at higher rates only.

This product may be tank-mixed with Oust. If tank-mixed, use no more than 1 to 2 pints per acre of this product with 1 to 2 ounces of Oust per acre.

Use the lower rates of both mixtures to control annual weeds less than 6 inches in height (or runner length in annual vines) that are listed in the "Weeds Controlled" section of this booklet and the Oust label. Use the higher rates as annual weeds increase in size and approach the flower or seedhead stages.

Use the higher rates of this product to provide partial control of the following perennial weeds. Use the lower rates for suppression of growth.

<b>Bahiagrass</b>	<b>Johnsongrass*</b>
<i>Paspalum notatum</i>	<i>Sorghum halepense</i>
<b>Bluestem, silver</b>	<b>Poorjoe**</b>
<i>Andropogon saccharoides</i>	<i>Diodia teres</i>
<b>Broomsedge</b>	<b>Trumpet creeper*</b>
<i>Andropogon virginicus</i>	<i>Campsis radicans</i>
<b>Dock, curly</b>	<b>Vaseygrass</b>
<i>Rumex crispus</i>	<i>Paspalum urvillei</i>
<b>Dogfennel</b>	<b>Vervain, blue</b>
<i>Eupatorium capilliflorum</i>	<i>Verbena hastata</i>

**Fescue, tall**  
*Festuca arundinacea*

\*Suppression at higher rates only.

\*\*Control at the higher rates.

Use only on well-established bermudagrass. Bermudagrass injury may result from the treatment but regrowth will occur under moist conditions. Repeat applications in the same season are not recommended, since severe injury may result.

Read and carefully observe the cautionary statements and all other information appearing on the labels of all herbicides used.

### COOL SEASON TURF GROWTH REGULATION

When applied as directed, this product will suppress growth and seedhead development of listed turf species in industrial sites.

This product is recommended for management of coarse turf on roadside rights-of-way or other industrial areas. Do not use on high-quality turf or other areas where some turf color changes cannot be tolerated. Slight turf discoloration may occur but turf will regreen and regrow under moist conditions as effects of this product wear off.

Apply 4 to 6 fluid ounces of this product per acre alone or in a recommended tank mixture. Spray volumes of 10 to 40 gallons per acre are recommended.





When using this product, mix 2 quarts of a nonionic surfactant per 100 gallons of spray solution.

This product can be used for growth and seedhead suppression of:

#### Tall Fescue Smooth Brome

For best results, apply this product in a recommended tank mixture to actively growing turfgrasses after greenup in the spring of the year. For suppression of seedheads, applications must be made before boot-to-seedhead stage of development. Applications made from seedhead emergence until maturity may result in turf discoloration or injury.

After mowing or removal of seedheads, this product in a recommended tank mixture may also be used to suppress the growth of certain turfgrasses. Allow turf to recover from stress caused by heat, drought, or mowing before making applications. Applications made to turf under stress may increase the potential for discoloration or injury.

#### ANNUAL GRASSES

For growth suppression of some annual grasses such as annual ryegrass, wild barley and wild oats, apply 3 to 4 fluid ounces of this product in 10 to 40 gallons of spray solution per acre. Applications should be made when annual grasses are actively growing and before the seedheads are in the boot stage of development. Treatments made after seedhead emergence may cause injury to the desired grasses.

#### TANK MIXTURES

For the following tank mixtures, consult each product label for weeds controlled and the correct stage of application. Do not treat turf under stress.

##### Tank mixtures plus 2,4-D Amine

For additional weed control benefits, up to 1 pound a.i. per acre of 2,4-D amine may be added to the following tank mixtures. Consult the label for 2,4-D amine for weeds controlled.

#### TALL FESCUE

##### Roundup Export plus Telar™

For suppression of tall fescue growth and seedheads, and control or partial control of some annual weeds, apply this tank mixture after greenup and prior to boot-to-seedhead stage of development. Use up to 1/4 ounce of Telar per acre.

This tank mixture can also be applied after mowing or removal of tall fescue seedheads for turf growth suppression. Make only one of the above applications per growing season.

##### Roundup Export plus Oust™

For suppression of tall fescue growth and seedheads, and control or partial control of some annual weeds, apply this tank mixture after greenup and prior to boot-to-seedhead stage of development. Use up to 1/4 ounce of Oust per acre.

##### Roundup Export plus Escort™

This tank mixture can be applied after mowing or removal of tall fescue seedheads for turf growth suppression and control or partial control of some annual weeds. Use up to 1/3 ounce of Escort per acre.

#### SMOOTH BROME

##### Roundup Export plus Oust

For suppression of smooth brome growth and seedheads and control or partial control of some annual weeds, apply this tank mixture after greenup and prior to boot-to-seedhead stage of development. Use up to 1/4 ounce of Oust per acre.

## BAHIAGRASS SEEDHEAD AND VEGETATIVE SUPPRESSION

When applied as directed in the indicated noncrop areas (roadsides, airports, golf course roughs, and plant sites), this product will provide significant inhibition of seedhead emergence and will suppress vegetative growth for a period of approximately 45 days with single applications and approximately 120 days with sequential applications.

Apply this product 1 to 2 weeks after full greenup of bahiagrass or after the bahiagrass has been mowed to a uniform height of 3 to 4 inches. Applications must be made prior to seedhead emergence. Apply 6 fluid ounces per acre of this product plus 0.5 to 1 percent nonionic surfactant by total spray volume in 10 to 25 gallons of water per acre.

Sequential applications of this product plus 0.5 to 1 percent nonionic surfactant by total spray volume may be made at approximately 45 day intervals to extend the period of seedhead and vegetative growth suppression. For continued seedhead suppression, sequential applications must be made prior to seedhead emergence. Apply no more than 2 sequential applications per year. As a first sequential application, apply 4 fluid ounces of this product per acre plus nonionic surfactant. A second sequential application of 2 to 4 fluid ounces per acre plus nonionic surfactant may be made approximately 45 days after the last application.

A tank mixture of this product plus Oust may be applied only on roadsides for seedhead inhibition and vegetative suppression. Apply 6 fluid ounces per acre of this product plus 0.25 ounce per acre of Oust, plus 0.5 to 1 percent nonionic surfactant by total spray volume 1 to 2 weeks following an initial spring mowing. When using this product plus Oust for suppression of bahiagrass, make only one application per year.

## CROPPING SYSTEMS

When applied as directed for "Cropping Systems", under the conditions described, this product controls annual and perennial weeds listed on this label, prior to the emergence of direct seeded crops or prior to transplanting of crops listed on this label.

See "General Information" and "Mixing, Additives and Application Instructions" sections of this label for essential product performance information.

See the following "Cropping Systems" sections for specific recommended uses.

**EXTREME CARE MUST BE EXERCISED TO AVOID CONTACT OF SPRAY WITH FOLIAGE, GREEN STEMS OR FRUIT OF DESIRABLE CROPS, PLANTS, TREES OR OTHER DESIRABLE VEGETATION SINCE SEVERE DAMAGE OR DESTRUCTION MAY RESULT.**

Repeat treatments may be necessary to control weeds regenerating from underground parts or seed. Except as otherwise specified on this label, repeat treatments must be made before the crop emerges in accordance with the instructions of this label.

Except as otherwise specified in a crop section of this label, the combined total of all treatments must not exceed 8 quarts per acre of this product per year.

Do not plant subsequent crops other than those on the label for 30 days following application.

Do not harvest or feed treated vegetation for 8 weeks following application. Following spot treatment or selective equipment use, allow 14 days before grazing domestic livestock or harvesting forage grasses and legumes.

- |                    |                       |
|--------------------|-----------------------|
| ALFALFA*           | LOGANBERRY ✓          |
| ARTICHOKE ✓        | LONGAN                |
| JERUSALEM          | LYCHEE                |
| ASPARAGUS* ✓       | MELONS*** ✓           |
| ATEMOYA ✓          | MUSTARD GREENS ✓      |
| BARLEY* ✓          | OATS* ✓               |
| BEANS (All) ✓      | OKRA ✓                |
| BEET GREENS ✓      | OLALLIEBERRY ✓        |
| BEETS (Red, Sugar) | ONION ✓               |
| BLACKBERRY ✓       | PARSNIPS ✓            |
| BLUEBERRY ✓        | PASSION FRUIT         |
| BOYSENBERRY ✓      | PEANUTS ✓             |
| BREADFRUIT ✓       | PEAS (All) ✓          |
| BROCCOLI ✓         | PEPPER*** ✓           |
| CABBAGE ✓          | PERSIMMONS            |
| CANISTEL           | PINEAPPLE*** ✓        |
| CARAMBOLA ✓        | POTATO (Irish, Sweet) |
| CARROT ✓           | PUMPKIN*** ✓          |
| CAULIFLOWER ✓      | RADISH ✓              |
| CELERY ✓           | RASPBERRY ✓           |
| CHICORY ✓          | (Black, Red)          |
| CORN (All)* ✓      | RICE** ✓              |
| COTTON* ✓          | RUTABAGA ✓            |
| CRANBERRY ✓        | SAPODILLA             |
| CUCUMBER*** ✓      | SAPOTE                |
| CURRENT ✓          | (Black, Mamey, White) |
| DATES              | SORGHUM (Milo)* ✓     |
| DEWBERRY ✓         | SOURSOP               |
| EGGPLANT*** ✓      | SOYBEANS* ✓           |
| ELDERBERRY ✓       | SPINACH ✓             |
| FORAGE GRASSES*    | SQUASH*** ✓           |
| FORAGE LEGUMES*    | (Summer, Winter)      |
| GARLIC*** ✓        | SUGAR APPLE ✓         |
| GOOSEBERRY ✓       | TAMARIND              |
| GOURDS*** ✓        | TOMATILLO*** ✓        |
| HORSERADISH ✓      | TOMATOES*** ✓         |
| HUCKLEBERRY ✓      | TURNIPS ✓             |
| JABOTICABA         | WATERMELON*** ✓       |
| JACKFRUIT          | WATERCRESS*** ✓       |
| KALE ✓             | WHEAT* ✓              |
| LENTILS ✓          | YAMS ✓                |
| LETTUCE ✓          |                       |

\*Spot treatments may be applied in these crops.

\*\*Do not treat rice fields or levees when the fields contain flood water.

\*\*\*Apply only prior to planting. Allow at least 3 days between application and planting.

\*\*\*\*Do not feed or graze treated pineapple forage following application.

† Use is restricted to direct seeded crops only.

When applying this product prior to transplanting crops into plastic mulch, care must be taken to remove residues of this product from the plastic prior to transplanting. Residues can be removed by 1/2 inch natural rainfall or by applying water via a sprinkler irrigation system.

Spot Treatment (Only those crops with "\*" can be spot treated.)—Applications in growing crops must be made prior to heading of small grains and milo, initial pod set in soybeans, silking of corn, or boll opening on cotton.

For forage grasses and forage legumes see "Spot Treatment" in the "Pastures" section of "Cropping Systems" in this label.

For dilution and rates of application using boom or hand-held equipment, see "Mixing, Additives and Application Instructions" and "Weeds Controlled" sections of this label.

NOTE: FOR FORAGE GRASSES AND FORAGE LEGUMES, NO MORE THAN ONE-TENTH OF ANY ACRE SHOULD BE TREATED AT ONE TIME. FOR ALL OTHER CROPS, DO NOT TREAT MORE THAN 10 PERCENT OF THE TOTAL FIELD AREA TO BE HARVESTED.

27 of 35

THE CROP RECEIVING SPRAY IN TREATED AREA WILL BE KILLED. TAKE CARE TO AVOID DRIFT OR SPRAY OUTSIDE TARGET AREA FOR THE SAME REASON.

**Selective Equipment**—This product may be applied through recirculating sprayers, shielded applicators, or wiper applicators in cotton and soybeans. Shielded and wiper applicators may also be used in tree crops and grapes. Wiper applicators may be used in rutabagas, forage grasses and forage legumes, including pasture sites and grain sorghum (milo).

See the "Selective Equipment" part of the "Application Equipment and Techniques" section of this label for information on proper use and calibration of this equipment.

Allow at least the following time intervals between application and harvest:

Cotton, Soybeans	.....7 days
Apples, Atemoya, Avocado, Breadfruit, Canistel, Carambola, Cherry, Citrus, Dates, Grapes, Jaboticaba, Jackfruit, Longan, Lychee, Passion Fruit, Pear, Persimmons, Rutabagas, Sapodilla, Sapote, Soursop, Sugar Apple, Tamarind	.....14 days
Stone Fruit	.....17 days
Nut Crops	.....21 days
Sorghum (milo)*	.....40 days

\*Do not use roller applicators. Do not feed or graze treated milo fodder. Do not ensile treated vegetation.

### ASPARAGUS

When applied as directed for "Cropping Systems" under the conditions described, this product controls weeds listed on this label in asparagus.

For specific rates of applications and instructions for control of various annual and perennial weeds, see the "Weeds Controlled" section of this label.

**Prior to Crop Emergence**—Apply this product prior to crop emergence for the control of emerged labeled annual and perennial weeds. **DO NOT APPLY WITHIN A WEEK BEFORE THE FIRST SPEARS EMERGE.**

**Spot Treatment**—Apply this product immediately after cutting, but prior to the emergence of new spears. Do not treat more than 10 percent of the total field area to be harvested. Do not harvest within 5 days of treatment.

**Postharvest**—Apply this product after the last harvest and all spears have been removed. If spears are allowed to regrow, delay application until ferns have developed. Delayed treatments should be applied as directed or shielded spray in order to avoid contact of the spray with ferns, stems or spears. Direct contact of the spray with the asparagus may result in serious crop injury.

**NOTE:** Select and use recommended types of spray equipment for postemergence postharvest applications. A directed spray is any application where the spray pattern is aligned in such a way as to avoid direct contact of the spray with the crop. A shielded spray is any application where a physical barrier is positioned and maintained between the spray and the crop to prevent contact of spray with the crop.

### BERRIES AND SMALL FRUITS

For cranberries, apply after fruit set and no later than 30 days before harvest.

For other berries, apply as a preplant broadcast application, or as a directed spray or wiper application post-planting.

Wiper applicators may be used in cranberries in accordance with instructions in this section.

See "General Information" and "Mixing, Additives and Application Instructions" sections of this label for essential product performance information.

See the "Selective Equipment" part of the "Application Equipment and Techniques" section of this label for information on recommended use and calibration of this equipment.

**For Wick or other Wiper Applicators**—Mix 1 gallon of this product in 4 gallons of water to prepare a 20 percent solution. Apply the solution to emerged weeds. Apply after cranberry fruit set and no later than 30 days before harvest.

In severe infestations, reduce equipment ground speed to ensure that adequate amounts of this product are wiped on the weeds. A second treatment in the opposite direction may be beneficial.

Do not permit herbicide solution to contact desirable vegetation, including green shoots, canes, or foliage.

### FALLOW AND REDUCED TILLAGE SYSTEMS

Use this product in fallow and reduced tillage systems for control of annual weeds prior to emergence of crops listed in this label. Refer to the "Weeds Controlled" section of this label for specific rates and instructions. This product may be applied using ground or aerial spray equipment. See the "Application Equipment and Techniques" section of this label for instructions.

#### TANK MIXTURES

- **ROUNDUP® EXPORT plus BANVEL plus NONIONIC SURFACTANT** ■
- **ROUNDUP EXPORT plus 2,4-D plus NONIONIC SURFACTANT** ■
- **ROUNDUP EXPORT plus GOAL™ plus NONIONIC SURFACTANT** ■

Applications of 2,4-D or Banvel must be made at least 7 days prior to planting corn. Applications of 2,4-D must be made at least 30 days prior to planting soybeans.

The addition of Banvel in a mixture with this product may provide short-term residual control of selected weed species. Some crop injury may occur if Banvel is applied within 45 days of planting. Refer to the Banvel and 2,4-D labels for cropping restrictions and other use instructions.

#### Roundup® EXPORT plus Goal Tank Mixtures

This product alone or in tank mixtures with Goal plus 0.5 to 1 percent nonionic surfactant by total spray volume will provide control of those weeds listed below.

Make applications when weeds are actively growing and at the recommended stages of growth. Avoid spraying when weeds are subject to moisture stress, when dust is on the foliage or when straw canopy covers the weeds.

ROUNDUP® EXPORT 12 fluid oz/acre		ROUNDUP EXPORT 16 fluid oz/acre	
Wheat	18"	Annual grasses at left plus:	
Barley	12"	Ryegrass, annual	6"
Bluegrass, annual	6"	Chickweed	6"
Barnyardgrass	6"	Groundsel	6"
Rye	6"	Marestail	6"
		Rocket, London	6"
		Shepherdspurse	6"
		Crabgrass	12"
		Johnsongrass, seedling	12"
		Lambsquarters	12"
		Oats, wild	12"
		Pigweed, redroot	12"
		Mustards	12"

ROUNDUP EXPORT 12 fluid oz/acre + GOAL** 2 to 4 fluid oz/acre		ROUNDUP EXPORT 16 fluid oz/acre + GOAL** 2 to 4 fluid oz/acre	
Annual grasses above plus:		Annual weeds above plus:	
Cheeseweed, common	3"	Cheeseweed, common	6"
Chickweed	3"	Groundsel	6"
Groundsel	3"	Chickweed	12"
Rocket, London	6"	Rocket, London	12"
Shepherdspurse	6"	Shepherdspurse	12"

\*Maximum height or length in inches.

\*\*Use the higher rate when weeds approach maximum recommended height or stands are dense.

These recommended tank mixtures may be applied using ground or aerial spray equipment. Refer to the "Weeds Controlled" section of this label for specific rates and instructions.



**ECOFARMING SYSTEMS**

The Ecofarming System consists of the following rotation: winter wheat, corn/sorghum, ecofallow.

Use the following tank mixtures for control of emerged annual weeds before planting corn or sorghum in the Ecofarming System.

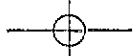
- ROUNDUP® EXPORT at 16 to 20 fluid ounces per acre  
plus
- 2,4-D at 0.375 to 0.5 pound a.i. per acre  
plus
- ATRAZINE at 0.75 to 1 pound a.i. per acre  
plus
- LASSO® at 2.5 to 3 quarts per acre

The above tank mixture should be applied in 28-0-0 or 32-0-0 liquid fertilizer carrier at 20 to 30 gallons per acre. The liquid fertilizer may be diluted with water to achieve the required carrier volume.

WEEDS CONTROLLED—The following weeds, up to a maximum height of 4 inches, will be controlled:

Brome, downy <i>Bromus tectorum</i>	Lettuce, prickly <i>Lactuca scariola</i>
Cheat <i>Bromus secalinus</i>	Pigweed, redroot <i>Amaranthus retroflexus</i>
Foxtail, green <i>Setaria viridis</i>	Thistle, Russian <i>Salsola kali</i>
Foxtail, yellow <i>Setaria lutescens</i>	Wheat, volunteer <i>Triticum aestivum</i>
Kochia* <i>Kochia scoparia</i>	

29 of 35



\*For improved control of kochia, add 4 fluid ounces per acre (0.125 pound a.i. per acre) of Banvel to the above tank mixture.

Risk of crop injury from 2,4-D or Banvel can be reduced by applying this treatment 7 to 14 days before planting.

Refer to the label booklet for Lasso herbicide for pre-emergence weed control achieved by this tank mixture.

Refer to the specific product labels for crop rotation restrictions and cautionary statements for all products used in these tank mixtures.

#### AID TO TILLAGE

This product, when used in conjunction with preplant tillage practices, will provide control of downy brome, cheat, volunteer wheat, tansy mustard and foxtail. Apply 8 fluid ounces of this product plus 0.5 to 1 percent nonionic surfactant by total spray volume in 3 to 10 gallons of water per acre. Make applications when weeds are actively growing and before they are 6 inches in height. Application must be followed by conventional tillage practices no later than 15 days after treatment and before regrowth occurs. Allow at least 1 day after application before tillage. Tank mixtures with residual herbicides may result in reduced performance.

#### PASTURES

Apply this product prior to planting forage grasses and legumes.

**Pasture or Hay Crop Renovation**—When applied as a broadcast spray, this product controls the annual and perennial weeds listed in this label prior to planting forage grasses or legumes. Remove domestic livestock before application and wait 8 weeks after application before grazing or harvesting.

**Spot Treatment**—When applied as a spot treatment as recommended, this product controls annual and perennial weeds listed in this label which are growing in pastures, forage grasses and forage legumes composed of bahiagrass, bermudagrass, bluegrass, brome, fescue, orchardgrass, ryegrass, timothy, wheatgrass, alfalfa or clover.

**Wiper Application**—When applied as directed, this product controls or suppresses the weeds listed under "Wiper Applicators" in the "Selective Equipment" section of this label.

For spot treatment and wiper application, apply in areas where the movement of domestic livestock can be controlled. No more than one-tenth of any acre should be treated at one time. Further applications may be made in the same area at 30 day intervals. Remove domestic livestock before application and wait 14 days after application before grazing livestock or harvesting.

#### SUGARCANE

When applied as directed for "Cropping Systems", under the conditions described, this product controls those emerged annual and perennial weeds listed on this label growing in or around sugarcane or in fields to be planted to sugarcane. This product will also control undesirable sugarcane.

**NOTE:** Where repeat treatments are necessary, do not exceed a total of 10.6 quarts of this product per acre per year. Do not apply to vegetation in or around ditches, canals or ponds containing water to be used for irrigation.

**Broadcast Treatment**—Apply this product in 10 to 40 gallons of water per acre on emerged weeds growing in fields to be planted to sugarcane.

For specific rates of application and instructions for control of various annual and perennial weeds, see the "Weeds Controlled" section of this label.

For removal of last stubble or ratoon cane, apply 4 to 5 quarts of this product in 10 to 40 gallons of water per acre to new growth having at least 7 or more new leaves. Allow 7 or more days after application before tillage.

**Spot Treatment In or Around Sugarcane Fields**—For dilution and rates of application using hand-held equipment, see "Mixing, Additives and Application Instructions" and "Weeds Controlled" sections of this label.

For control of volunteer or diseased sugarcane, make a 1 percent solution of this product in water and spray to wet the foliage of vegetation to be controlled.

**NOTE:** When spraying volunteer or diseased sugarcane, the plants should have at least 7 new leaves.

Avoid spray contact with healthy cane plants since severe damage or destruction may result.

Do not feed or graze treated sugarcane forage following application.

### CONSERVATION TILLAGE, MINIMUM TILLAGE AND NO-TILL SYSTEMS CORN AND SOYBEANS Tank Mixtures

When applied as recommended under the conditions described, the tank mixtures listed in this section control many emerged weeds, and give preemergence control of many annual weeds where corn or soybeans will be planted directly into a cover crop, established sod, or in previous crop residues.

Refer to specific product labels for crop rotation restrictions and cautionary statements of all products used in these tank mixtures. For mixing instructions, see the "Mixing, Additives and Application Instructions" section of this label.

Apply these tank mixtures in 10 to 20 gallons of water or 10 to 60 gallons of nitrogen solutions per acre before, during or after planting. Do not apply these mixtures after crop emergence.

When tank mixing with residual herbicides, add an agriculturally approved nonionic surfactant at 0.5 to 1 percent by volume of spray solution. The addition of 1 to 2 percent dry ammonium sulfate by weight may increase the performance of this product.

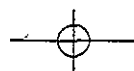
**NOTE:** When using these tank mixtures, do not exceed 4 quarts of this product per acre.

#### CORN

For residual control, this product may be tank-mixed with the following herbicides or combination of herbicides:

LASSO®/ALACHLOR	ATRAZINE
LARIAT®	CYANAZINE
BULLET®	SIMAZINE
DUAL™	PROWL™
BICEP™	

For improved burndown, this product may be tank-mixed with 2,4-D or dicamba. Applications of 2,4-D or dicamba must be made at least 7 days prior to planting corn. See the "Weeds Controlled" section for specific rate information.



**SOYBEANS**

For residual control, this product may be tank-mixed with the following herbicides or combination of herbicides:

CANOPY™	LOROX™ PLUS
COMMAND™	PREVIEW™
DUAL™	PROWL™
GEMINI™	TURBO™
LASSO®/ALACHLOR	SCEPTER™
LEXONE™	SENCOR™
LINURON	SQUADRON™

For improved burndown, this product may be tank-mixed with the following herbicides:

- 2,4-DB
- 2,4-D\*

\*Applications of 2,4-D must be made at least 30 days prior to planting soybeans. See the "Weeds Controlled" section for specific rate information.

**CORN AND SOYBEANS**

**Annual Weeds**—For difficult to control weeds such as fall panicum, barnyardgrass, crabgrass, shattercane and broadleaf signalgrass up to 2 inches tall, and Pennsylvania smartweed up to 6 inches tall, apply this product at 2 pints per acre in these tank mixtures. For other labeled annual weeds, apply 1 to 1.5 pints of this product per acre when weeds are less than 6 inches tall, and 2 to 3 pints when weeds are over 6 inches tall. For a complete list of annual weeds controlled, see the "Weeds Controlled" section of this label.

**Perennial Weeds**—At normal application times in minimum tillage systems, perennial weeds may not be at the proper stage of growth for control. See the "Weeds Controlled" section of this label for the proper stage of growth for perennial weeds.

Use of 2 to 4 quarts of this product per acre in the tank mixtures mentioned above, under these conditions provides top kill and reduces competition from many emerged perennial grass and broadleaf weeds. For emerged perennial weeds controlled, see the "Weeds Controlled" section of this label.

To obtain the desired stage of growth, it may be necessary to apply this product alone in the late summer or fall and then follow with a label-approved, seedling weed control program at planting.

USE OF THESE TANK MIXTURES FOR BERMUDAGRASS OR JOHNSONGRASS CONTROL IN MINIMUM TILLAGE SYSTEMS IS NOT RECOMMENDED. For bermudagrass control, follow the instructions under "Control of Perennial Weeds" section of this label and then use a label-approved, seedling weed-control program in a minimum tillage or conventional tillage system. For johnsongrass control, follow instructions under "Control of Perennial Weeds" section of this label, and then use a label approved seedling weed control program with conventional tillage.

**PREHARVEST APPLICATIONS**

**COTTON**

When applied as directed under the conditions described, this product controls annual and perennial weeds listed on this label prior to the harvest of cotton.

**Broadcast Applications**—This product may be applied using either aerial or ground spray equipment. For ground applications with broadcast equipment, apply this product in 10 to 20 gallons of water per acre. For aerial applications, apply this product in 3 to 10 gallons of water per acre.



310/35



FOR AERIAL APPLICATIONS, REFER TO THE "APPLICATION EQUIPMENT AND TECHNIQUES" AND "AERIAL EQUIPMENT" SECTIONS OF THIS LABEL.

FOR AERIAL APPLICATIONS IN CALIFORNIA, REFER TO THE FEDERAL SUPPLEMENTAL LABEL FOR AERIAL APPLICATIONS IN THAT STATE FOR SPECIFIC INSTRUCTIONS, RESTRICTIONS AND REQUIREMENTS.

DO NOT EXCEED A MAXIMUM RATE OF 1 QUART PER ACRE OF THIS PRODUCT WHEN MAKING APPLICATIONS BY AIR.

**Weed Control**—For specific rates of application and instructions for control of various annual and perennial weeds for this product used alone or in the following tank mixtures, see the "Weeds Controlled" section of this label.

To control johnsongrass using multiple directed or broadcast over the top spray equipment, apply 1 quart of this product plus 0.5 to 1 percent nonionic surfactant by total spray volume in 10 to 20 gallons of water per acre. Ensure complete coverage.

For partial control of field bindweed, apply 1 quart of this product plus 0.5 to 1 percent nonionic surfactant by total spray volume in 3 to 20 gallons of water per acre. Apply when bindweed is actively growing and 12 inches or greater in length. Reduced performance may result if bindweed is under drought stress.

**TANK MIXTURES**

Roundup® Export plus DEF™ 6

Roundup Export plus Folex™

Roundup Export plus Prep™

Roundup Export plus Prep plus DEF 6 or Folex

When applied as recommended under the conditions described, these tank mixtures control annual and perennial weeds listed on this label prior to the harvest of cotton. For application guidelines, precautions and use-rates, refer to the DEF, Folex and Prep labels.

This product when tank mixed with DEF 6 or Folex defoliant may provide enhancement of cotton leaf drop and regrowth inhibition.

**Timing of Application**—Apply this product or these tank mixtures for preharvest weed control after 60 percent of the cotton bolls have opened.

**NOTE:** DO NOT APPLY TO CROPS GROWN FOR SEED. Allow a minimum of 7 days between application and harvest. Do not feed or graze treated cotton forage or hay following preharvest applications.

**TREE AND VINE CROPS**

This product is recommended for weed control in established groves, vineyards, or orchards, or for site preparation prior to transplanting crops listed in this section. Applications may be made with boom equipment, CDA, shielded sprayers, hand-held and high-volume wands, lances, or orchard guns, or with wiper applicator equipment, except as directed in this section. See the "Application Equipment and Techniques" section of this label for specific information on use of equipment.

When applying this product, refer to the "Weeds Controlled" section of this label and to specific recommendations in this section for rates to be used.

**NOTE**

Repeat treatments may be necessary to control weeds originating from underground parts of untreated weeds or from seeds. This product does not provide residual weed control. For subsequent weed control, use repeated applications of this product. Do not apply more than 10.6 quarts of this product per acre per year.

EXTREME CARE MUST BE EXERCISED TO AVOID CONTACT OF HERBICIDE SOLUTION, SPRAY, DRIFT, OR MIST WITH FOLIAGE OR GREEN BARK OF TRUNK, BRANCHES, SUCKERS, FRUIT, OR OTHER PARTS OF TREES OR VINES. CONTACT OF THIS PRODUCT WITH OTHER THAN MATURED BROWN BARK CAN RESULT IN SERIOUS CROP DAMAGE.

AVOID PAINTING OUT STUMPS WITH THIS PRODUCT AS INJURY RESULTING FROM ROOT GRAFTING MAY OCCUR IN ADJACENT TREES.

Reduced control may result when applications are made to annual or perennial weeds that have been mowed, grazed or cut and have not been allowed to regrow to the recommended stage for treatment.

For specific rates of applications and instructions, see the "Weeds Controlled" section of this label, and to specific recommendations which follow.

**MIDDLES MANAGEMENT**

FOR ANNUAL WEEDS IN MIDDLES BETWEEN ROWS OF TREE AND VINE CROPS

For citrus crops treat uniformly between trees.

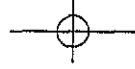
**ROUNDUP® EXPORT**

**ROUNDUP EXPORT plus GOAL™**

This product alone or in mixtures with Goal will control or suppress the annual weeds listed below.

Apply the recommended rates of this product, either alone or in mixtures with Goal, plus 0.5 to 1 percent nonionic surfactant by spray volume in 3 to 10 gallons of water per acre. Apply when weeds are actively growing and less than 6 inches in height or diameter. If weeds are under drought stress, irrigate prior to application. Reduced control may occur if weeds have been mowed prior to application. Up to 48 fluid ounces per acre of this product may be used to control weeds which have been mowed, are stressed, or are growing in dense populations.

WEED SPECIES	MAXIMUM HEIGHT/DIAMETER (INCHES)	RATE PER ACRE	
		ROUNDUP® EXPORT (FLUID OUNCES)	GOAL (FLUID OUNCES)
Barley <i>Hordeum vulgare</i>	6	8	—
Bluegrass, annual <i>Poa annua</i>			
Barnyardgrass <i>Echinochloa crus-galli</i>	6	12	—
Chickweed, common <i>Stellaria media</i>			
Red Maids <i>Calandrinia ciliata</i>			
Crabgrass <i>Digitaria spp.</i>	6	16	—
Fleabane, hairy <i>Conyza bonariensis</i>		OR	
Groundsel, common <i>Senecio vulgaris</i>		16 to 32 + 4	to 16**
Jungle rice <i>Echinochloa colinum</i>			
Lambsquarters, common <i>Chenopodium album</i>			
Pigweed, redroot <i>Amaranthus retroflexus</i>			



WEED SPECIES	MAXIMUM HEIGHT/DIAMETER (INCHES)	RATE PER ACRE ROUNDUP*	
		EXPORT (FLUID OUNCES)	GOAL (FLUID OUNCES)
Rocket, London <i>Sisymbrium irio</i>	6	16	—
Ryegrass, common <i>Lolium multiflorum</i>		16 to 32	4 to 16**
Shepherdspurse <i>Capsella bursa-pastoris</i>			
Sowthistle, annual <i>Sonchus oleraceus</i>			
Cheeseweed, common <i>Malva spp.</i>	3	12 to 32	4 to 16
Cheeseweed, common <i>Malva spp.</i>	6	16 to 32	4 to 16
Filaree* <i>Erodium spp.</i>			
Horseweed/Marestail <i>Conyza canadensis</i>			
Nettle, stinging <i>Urtica dioica</i>			
Purselane, common* <i>Purtulaca oleracea</i>			

\*Suppression only.

\*\*The mixture of this product plus Goal is recommended when weeds are stressed or growing in dense populations.

**STRIPS**

FOR ANNUAL AND PERENNIAL WEEDS IN STRIPS OF TREE AND VINE CROPS



**TANK MIXTURES WITH RESIDUAL HERBICIDES**

When applied as a tank mixture, this product provides control of the emerged annual weeds and control or suppression of emerged perennial weeds listed in this label. The following residual herbicides will provide preemergence control of those weeds listed in the individual product labels.

- ROUNDUP® EXPORT plus GOAL™ 1.6E ■
- ROUNDUP EXPORT plus KARMEX™ DF ■
- ROUNDUP EXPORT plus KROVAR™ I ■
- ROUNDUP EXPORT plus KROVAR™ II ■
- ROUNDUP EXPORT plus SIMAZINE, PRINCEP CALIBER™ 90 ■
- ROUNDUP EXPORT plus SIMAZINE 4L ■
- ROUNDUP EXPORT plus SIMAZINE 80W ■
- ROUNDUP EXPORT plus SOLICAM™ 80DF ■
- ROUNDUP EXPORT plus SURFLAN™ AS ■
- ROUNDUP EXPORT plus SURFLAN 75W ■
- ROUNDUP EXPORT plus SIMAZINE (80W, or 4L, or PRINCEP CALIBER 90) plus SURFLAN (AS or 75W) ■
- ROUNDUP EXPORT plus GOAL (1.6E) plus SURFLAN (AS or 75W) ■



■ **ROUNDUP EXPORT plus GOAL (1.6E) plus SIMAZINE** ■  
(80W, or 4L, or PRINCEP CALIBER 90)

■ **ROUNDUP EXPORT plus GOAL (1.6E) plus SURFLAN (AS or 75W) plus SIMAZINE (80W, 4L, or PRINCEP CALIBER 90)** ■

Do not apply these tank mixtures in Puerto Rico.  
When tank-mixing with residual herbicides, add an agriculturally approved nonionic surfactant at 0.5 to 1 percent by volume of spray solution.  
Refer to the individual product labels for specific crops, rates, geographical restrictions and precautionary statements.  
Read and carefully observe the label claims, cautionary statements, rates and all other information on the labels of all products.

**RECOMMENDED RATES**

**Annual Weeds**—Apply 1 to 5 quarts per acre of this product in these tank mixtures. Use rates at the higher end of the recommended range when weeds are stressed, growing in dense populations or are greater than 12 inches tall.

**Perennial Weeds**—Apply 1 pint to 5 quarts per acre of this product in these tank mixtures to control or suppress perennial weeds. Follow the recommendations in the "Weeds Controlled" section of this label for stage of growth and application rates for specific perennial weeds.

■ **ROUNDUP® EXPORT plus GOAL plus SIMAZINE/SURFLAN** ■

This product plus low rates of Goal in three-way or four-way mixtures with simazine and/or Surflan will provide postemergence control of the weeds listed below.

Refer to the individual simazine and Surflan labels for preemergence rates, weeds controlled, precautionary statements and other important information.

Apply these tank mixtures in 3 to 40 gallons of water. Add 0.5 to 1 percent nonionic surfactant by total spray volume to the spray solution.

Apply 1 to 5 quarts per acre of this product plus 4 to 48 fluid ounces per acre of Goal plus labeled rates of simazine and/or Surflan to control the following weeds:

- |  |   |
|--|---|
| Barley, wild<br><i>Hordeum leporinum</i>     | Horseweed/Marestail<br><i>Conyza canadensis</i>   |
| Bluegrass, annual<br><i>Poa annua</i>        | Nettle, stinging<br><i>Urtica dioica</i>          |
| Cheeseweed, common<br><i>Malva spp.</i>      | Pineappleweed<br><i>Matricaria matricarioides</i> |
| Chickweed, common<br><i>Stellaria media</i>  | Rocket, London<br><i>Sisymbrium irio</i>          |
| Filaree*<br><i>Erodium spp.</i>              | Shepherdspurse<br><i>Capsella bursa-pastoris</i>  |
| Fleabane, hairy<br><i>Conyza bonariensis</i> | Sowthistle, annual<br><i>Sonchus oleraceus</i>    |
| Groundsel, common<br><i>Senecio vulgaris</i> |   |

\*Use a minimum of 1.5 quarts of this product in these mixtures.

NOTE: This recommendation does not preclude the use of Goal in these mixtures at higher, labeled rates for preemergence weed control.

■ **PERENNIAL GRASS SUPPRESSION ORCHARD FLOORS** ■

When applied as directed, this product will suppress vegetative growth as indicated below.

**Bahiagrass**

This product will provide significant inhibition of seed-head emergence and will suppress vegetative growth for a period of approximately 45 days with a single application and approximately 120 days with sequential applications. Apply this product 1 to 2 weeks after full green-up or after mowing to a uniform height of 3 to 4 inches. Applications must be made prior to seed-head emergence. Apply 6 fluid ounces of this product plus 0.5 to 1 percent nonionic surfactant by total spray volume in 10 to 25 gallons of water per acre.

Sequential applications of this product plus nonionic surfactant may be made at approximately 45-day intervals to extend the period of seedhead and vegetative growth suppression. For continued seedhead suppression, sequential applications must be made prior to seedhead emergence. Apply no more than 2 sequential applications per year. As a first sequential application, apply 4 fluid ounces of this product plus nonionic surfactant. A second sequential application of 2 to 4 fluid ounces may be made approximately 45 days after the last application.

**Bermudagrass**

For burndown, apply 1 to 2 quarts of this product plus 0.5 to 1 percent nonionic surfactant by total spray volume in 3 to 20 gallons of water per acre. Use 1 quart of this product in 3 to 20 gallons of water per acre east of the Rocky Mountains. Use 1 to 2 quarts of this product in 3 to 10 gallons of water per acre west of the Rocky Mountains. Use this treatment only if reduction of the bermudagrass stand can be tolerated. When burndown is required prior to harvest, allow at least 21 days to ensure sufficient time for burndown to occur.

**Suppression only (east of the Rocky Mountains)**—Apply 6 to 16 fluid ounces of this product plus 0.5 to 1 percent nonionic surfactant by total spray volume in 3 to 20 gallons of water per acre no sooner than 1 to 2 weeks after full green-up. Mowing prior to application may occur provided a minimum height of 3 inches is maintained. Rates of 6 to 10 fluid ounces of this product plus nonionic surfactant should be used in shaded conditions or where a lesser degree of suppression is desired. Sequential applications may be made when regrowth occurs and bermudagrass injury and stand reduction can be tolerated.

**Suppression only (west of the Rocky Mountains)**—Apply 16 fluid ounces of this product plus 0.5 to 1 percent nonionic surfactant by total spray volume in 3 to 10 gallons of water per acre to bermudagrass up to 6 inches in height and no sooner than 1 to 2 weeks after full green-up. Mowing prior to application may occur provided a minimum height of 3 inches is maintained. Sequential applications may be made when regrowth occurs and bermudagrass injury and stand reduction can be tolerated.

**Cool Season Grass Covers**

For suppression of tall fescue, fine fescue, orchardgrass and quackgrass, apply 8 fluid ounces of this product plus 0.5 to 1 percent nonionic surfactant by total spray volume in 10 to 20 gallons of water per acre. For best suppression, add ammonium sulfate to the spray solution at a rate of 2 percent by weight or 17 pounds per 100 gallons of spray solution.

For suppression of Kentucky bluegrass covers, apply 6 fluid ounces of this product plus 0.5 to 1 percent nonionic surfactant. Do not add ammonium sulfate.

For best results, mow cool-season grass covers in the spring to even their height and apply the recommended rate of this product 3 to 4 days after mowing. Avoid treating cool season grass covers under poor growing conditions, such as drought stress (drip irrigation), disease or insect damage.

**LOW VOLUME APPLICATION  
(FLORIDA AND TEXAS)**

For burndown or control of the weeds listed, apply the recommended rates of this product plus 0.5 to 1 percent nonionic surfactant by total spray volume in 3 to 30 gallons of water per acre. Where weed foliage is dense, use 10 to 30 gallons of water per acre.

**Annual Weeds**

**Goatweed**—Apply 2 to 3 quarts per acre of this product plus 17 pounds of ammonium sulfate per 100 gallons of water plus 0.5 to 1 percent nonionic surfactant by total spray volume. Apply in 20 to 30 gallons of water per acre when plants are actively growing. Use 2 quarts per acre when plants are less than 8 inches tall and 3 quarts per acre when plants are greater than 8 inches. If goatweed is greater than 8 inches, the addition of Krovar II or Karmex may improve control. Use labeled rates for these residual products.

Read and carefully observe the label claims, cautionary statements, rates and all other information on the Krovar II and Karmex labels.

**Perennial Weeds**

Apply when weeds are actively growing and at the growth stages listed in the "Perennial Weeds Controlled" section of this label. If perennial weeds are mowed, allow weeds to regrow to the recommended stage of growth.

S = Suppression      B = Burndown  
PC = Partial control    C = Control

WEED SPECIES	ROUNDUP® EXPORT RATE PER ACRE			
	1 qt	2 qts	3 qts	5 qts
Bermudagrass	B	•	PC	C
Guineagrass				
Texas and Florida Ridge	B	C	C	C
Florida Flatwoods	•	B	C	C
Paragrass	B	C	C	C
Torpedograss	S	•	PC	C

**TREE CROPS**

**Citrus\***: citron, grapefruit, kumquat, lemon, lime, orange, pummelo, tangelo, tangerine, tangors.

**Nuts\*\***: almond, chestnuts, filbert, macadamia, pecan, pistachio, walnut.

**Pome Fruit\***: apple, pear.

**Stone Fruit\*\*\***: apricots, cherries, nectarines, olives, peaches, plums/prunes.

For cherries, any application equipment listed in this section may be used in all states.

For citron and olives, apply as a directed spray only.

Any application equipment listed in this section may be used in apricots, nectarines, peaches, and plums/prunes growing in Arizona, California, Colorado, Idaho, Kansas, Kentucky, New Jersey, North Dakota, Oklahoma, Oregon, Texas, Utah, and Washington, except for peaches grown in the states specified in the following paragraph. In all other states use wiper equipment only.

For PEACHES grown in Alabama, Arkansas, Florida, Georgia, Louisiana, Mississippi, North Carolina, South Carolina, and Tennessee only, apply with a shielded

boom sprayer or shielded wiper applicator which prevents any contact of this product with the foliage or bark of trees. Apply no later than 90 days after first bloom. Applications made after this time may result in severe damage. Remove suckers and low hanging limbs at least 10 days prior to application. Avoid applications near trees with recent pruning wounds or other mechanical injury. Apply only near trees which have been planted in the orchard for 2 or more years. **EXTREME CARE MUST BE TAKEN TO ENSURE NO PART OF THE PEACH TREE IS CONTACTED.**

**Tropical Fruit:** acerola, atemoya\*, avocado\*, banana (plantains), breadfruit\*, canistel\*, carambola\*, coffee\*\*\*\*, dates\*, figs\*, guava, jaboticaba\*, jackfruit\*, longan\*, lychee\*, mango\*, papaya, passion fruit\*, persimmons\*, sapodilla, sapote, soursop, sugar apple\*, tamarind, tea. Allow a minimum of 1 day between last application and harvest of guava and papaya. In coffee and banana, delay applications 3 months after transplanting to allow the new coffee or banana plant to become established.

**NOTE:**

- \*Allow a minimum of 14 days between last application and harvest.
- \*\*Allow a minimum of 21 days between last application and harvest of these crops.
- \*\*\*Allow a minimum of 17 days between last application and harvest.
- \*\*\*\*Allow a minimum of 28 days between last application and harvest.

**VINE CROPS**

**Kiwi Fruit**

**Grapes:** Any variety of table, wine, or raisin grape may be treated with any equipment listed in this section.

In the northeast and Great Lakes regions, applications must be made prior to the end of bloom stage of grapes to avoid injury.

Applications should not be made when green shoots, canes, or foliage are in the spray zone.

Allow a minimum of 14 days between last application and harvest.

\*Bullet, Lasso, and Lariat are registered trademarks of Monsanto Company.

\*\*Oust, Krovar, Escort, Teler, Canopy, Bladex, Gemini, Lexone, Lorax Plus, Preview and Karmex are trademarks of E.I. duPont de Nemours and Company.

\*\*\*Dual, Princep and Caliber are trademarks of Ciba-Geigy Corporation.

\*\*\*\*Surflan is a trademark of Elanco Products Company.

\*\*Banvel is a trademark of Sandoz, Inc.

\*\*Ronstar, Follex and Prep are trademarks of Rhone-Poulenc, Inc.

\*\*Goal is a trademark of Rohm and Haas Company.

\*\*Sencor and Turbo are trademarks of Bayer AG.

\*\*Prowl, Scepter and Squadron are trademarks of American Cyanamid Company.

\*\*Command is a trademark of FMC Corporation.

\*\*DEF is a trademark of Mobay Chemical Company.

Product protected by  
U.S. Pat. No. 4,405,531.  
Other patents pending.  
No license granted under any  
non-U.S. patent(s).

EPA Reg. No. 524-308

21064S1-7/53

In case of an emergency involving this product,  
Call Collect, day or night, (314) 694-4000.

©MONSANTO COMPANY 1994

MONSANTO COMPANY  
AGRICULTURAL PRODUCTS  
ST. LOUIS, MISSOURI, 63167 U.S.A.