

Reg # 499-419

PM-19

1910

1/19/95

Duration™
PT* 275 MC
Microencapsulated Dursban*
Liquid Concentrate

Contains Dursban* Insecticide

FOR USE IN AND AROUND: Apartments, Campgrounds, Commercial Buildings, Food Storage Areas, Hobby Greenhouses, Homes, Hospitals, Hotels, Food Service Establishments, Interiorscapes, Kennels, Landscapes, Motels, Nursing Homes, Office Buildings, Resorts, Restaurants, Schools, Supermarkets, Transportation Equipment (Buses, Boats, Ships, Trains, Trucks, Planes), Utilities, Warehouses, and other Commercial and Industrial Buildings.

KILLS: Angoumois Grain Moths, Aphids, Ants, Bees, Beetles, Boxelder Bugs, Cadelles, Carpet Beetles, Carpenter Ants, Carpenter Bees, Centipedes, Cigarette Beetles, Clover Mites, Cluster Flies, Cockroaches, Confused Flour Beetle, Crickets, Dermestid Beetles, Dried Fruit Beetles, Drugstore Beetles, Earwigs, Elmleaf Beetles, Fire Ants, Firebrats, Flea Beetles, Fleas, Flies, Gnats, Grain Mites, Indian Meal Moths, Leafhoppers, Leaf Miner, Mealworms, Mediterranean Flour Moths, Millipedes, Moths, Psocids, Red Flour Beetles, Saw-Toothed Grain Beetles, Scale, Scorpions, Silverfish, Sowbugs, Spiders, Stink Bugs, Termites, Ticks, Trogoderma, Wasps, Weevils (Granary Weevils and Rice Weevils) and Yellowjackets.

To be sold to and applied by commercial applicators responsible for insect control programs or persons under the direct supervision of such commercial applicators.

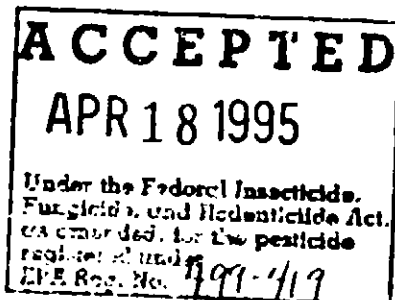
ACTIVE INGREDIENTS:

Chlorpyrifos [0,0-Diethyl 0-(3,5,6-Trichloro-2-Pyridyl) Phosphorothioate] 20.0%

INERT INGREDIENTS 80.0%

*Dursban is a registered trademark of DowElanco.

EPA Reg. No. 499-419 EPA Est. No. 499-MO-1



1 of 1

2910
7

**KEEP OUT OF REACH OF CHILDREN
CAUTION
STATEMENT OF PRACTICAL TREATMENT**

IF SWALLOWED: Call a physician or Poison Control Center immediately. Drink 1 or 2 glasses of water and induce vomiting by touching back of throat with finger or blunt object. Do not induce vomiting or give anything by mouth to an unconscious person.


IF ON SKIN: Wash skin with plenty of soap and water. Get medical attention if irritation persists.

IF IN EYES: Wash thoroughly with water for at least 15 minutes. Call a physician if symptoms occur.

IF INHALED: Remove patient to fresh air. Apply artificial respiration if indicated.

See side panel for additional precautionary statements.

Net contents:



3 9 10
7

Duration™
PT® 275 MC
Microencapsulated Dursban
Liquid Concentrate

DIRECTIONS FOR USE

It is a violation of Federal Law to use this product in a manner inconsistent with its labeling.

General Information

Duration™ PT® 275 MC is a flowable microencapsulated concentrate containing chlorpyrifos. Duration™ PT® 275 MC may be sprayed on any surface which will not be damaged or stained by water. Heavy applications may leave a visible deposit. On some surfaces this deposit can be removed with a damp cloth or sponge.

Mixing Instructions

Thoroughly clean spray equipment before using this product. Shake concentrate well before diluting. When diluting, first add approximately one-half of the water to the spray tank and then add the proper amount of this product. Add the rest of the water and agitate the sprayer thoroughly. Agitate sprayer occasionally during use to ensure even coverage. Shake or reagitate sprayer if spraying is interrupted or if dilution is left in sprayer overnight. When emptying the bottle, triple rinse with water and add the rinsate to the spray tank. If spray screens are used, they should be 50 mesh or larger.

In situations where conventional application methods have not or are not likely to provide adequate coverage, foam generating equipment or similar machines can be used to provide a continuous coverage. Use drier foam inside wall voids to avoid any water damage or electrical short circuits.

PEST CONTROL INDOORS

Dilute Duration™ PT® 275 MC with water using the spray dilution chart.

Spray Dilution Chart

| Amount of Finished Spray | 0.25% Spray | 0.5% Spray |
|--------------------------|-------------|------------|
| 1 gallon | 1.5 fl. oz. | 3 fl. oz. |
| 3 gallons | 4.5 fl. oz. | 9 fl. oz. |
| 5 gallons | 7.5 fl. oz. | 15 fl. oz. |
| 10 gallons | 15 fl. oz. | 30 fl. oz. |

The higher rate should be used for clean-outs, for longer residual control or for high insect infestations.

Duration™ PT® 275 MC should be used as a crack and crevice residual product where insects may be hiding, living and breeding and/or for selected spot treatment.

4 9 10

Centipedes, Cockroaches, Crickets, Dermestid Beetles, Earwigs, Firebrats, Millipedes, Psocids, Silverfish, Sowbugs, Spiders: Make spot treatment and/or crack and crevice injections into areas where insects are normally found for example cracks and crevices, void areas, moist areas, openings around pipes, sinks and under refrigerators. Repeat as necessary.

Flies: Make spot applications of this product on window frames, screens, trash cans, ceilings and upper wall surfaces, and other surfaces where flies rest in the dark at night or frequent during the day.

Carpet Beetles (Dermestids): Thoroughly apply the spray as a spot treatment along edges of carpet, under carpet edge (if necessary), under furniture, beds and throw rugs. Use as a crack and crevice application in closets and other shelving where infested items are stored. Do not treat clothing with this product. Repeat application as necessary.

Ticks and Fleas: Thoroughly apply as a spot treatment in infested and egg laying areas in pet beds, pet resting quarters, nearby cracks and crevices and behind baseboards. For ticks include door and window frames. Replace old pet bedding with clean fresh bedding before treatment. Do not treat pets with this product. Repeat application as necessary.

For Exposed Adult and Larval Stages of Grain Mites, Stored Product Beetles, Grain Weevils, and Stored Product Moths: Inject into cracks and crevices and/or voids where these insects may be harboring. Infested areas include, but are not limited to, cracks and crevices in cabinets, pantries, wall voids and in machinery. Repeat treatment as necessary.

Ants: Inject cracks, crevices and voids where ants may be traveling and/or harboring, around doors, window frames, and other structural cracks, crevices and voids. Spot treatment of trails and feeding areas may also be made.

Applications in Food Handling Establishments

This product may be applied within residential and non-residential buildings or structures and within industrial, institutional and commercial buildings. Applications can be made in food service establishments such as restaurants, cafeterias, taverns, delicatessens, mess halls, school and institutional dining areas, hospitals, mobile canteen, vending machines, groceries and markets. Applications can also be made in non-food areas of food manufacturing and food processing establishments including garbage rooms, lavatories, drains (to sewers), entries and vestibules, offices, locker rooms, machine rooms, boiler rooms, garages, mop closets, and storage (after canning or bottling). Application within food service establishments is limited to spot and/or crack and crevice treatments. Treat where insects are found or normally occur. Application of a 0.25% solution is suitable for control of light pest infestations (i.e. maintenance applications). Application of a 0.5% solution provides residual control of heavy infestations (i.e. clean-out applications) and where extended residual control is desired. A period of 4 to 7 days is normally required to observe maximum effectiveness on insect populations; therefore, limit retreatments to no more often than once per every 7 days (14 days in food areas of food service establishments). Apply spray solutions in such a manner as to minimize spray drift to non-target surfaces. For spot treatments, an individual spot should not exceed 2 sq. ft.

4

5910
7

PEST CONTROL INDOORS AND OUTDOORS

Hibernating Stages of Boxelder Bugs, Elmleaf Beetles, Cluster Flies and Clover Mites: Inject cracks, crevices and/or voids where these insects may be harboring or hibernating. Infested areas include, but are not limited to, cracks and crevices in weep holes, wall voids, around window and door frames, and under siding. Repeat application as necessary. Treat wall area around entry points on exterior where insects congregate.

Carpenter Ants: Make spot and/or crack and crevice applications to any trails, inside or outside around doors and windows, and other places where ants enter premises. Areas which may be treated include but are not limited to atriums, crawl spaces, ceilings, garages, soffits, wall voids, weep holes, and other void areas. Where possible, treat ant nest or infested wood directly. Repeat application as necessary.

WOOD DESTROYING INSECTS - Localized treatment of wood-infesting insects: Beetles and Borers (such as the following families: Anobiidae, Bostrichidae, Buprestidae, Cerambycidae, Lyctidae, Oedemeridae, Sesiidae), Termites and Wood Wasps: Locate suspected infestation and/or insect tunnels and cavities. Drill pilot holes into insect tunnels, gallery and inaccessible closed voids. Drill holes 8 to 10 inches apart to insure thorough coverage. Inject 5 to 10 seconds per hole. Do not contact electrical wiring, plumbing, etc. when drilling. Use the 0.5% or 1.0% rate.

Termites: To inhibit termite infestations treat exposed tubing, cracks or cold joints in concrete or other structural interstices. Treatment of exposed surfaces should be done to cover thoroughly but excess run-off should be avoided. This type of application is intended to be a supplemental treatment for control of drywood and above ground subterranean termites and other wood-infesting insects. It is not intended to be a substitute for soil treatment or for extensive infestation of drywood or other wood-infesting insects. Use a 1% rate, 6 fl. oz. of concentrate per gallon of water. To treat for severe infestations or for treatments under slabs, in basements and buildings with insufficient crawlspace, use a registered termiticide.

In situations where conventional application methods have not or are not likely to provide adequate coverage, foam generating equipment or similar machines can be used to provide a continuous barrier. Treatment of filled porches, chimney bases, soil under slabs and treatment of wall voids are examples where foam applications may be useful.

PEST CONTROL OUTDOORS

As a perimeter spray to help prevent infestations of buildings, treat a band of soil 6 to 10 feet wide around and adjacent to the building. Also treat the building foundation to a height of 2 to 3 feet and where pests are active and may find entrance. Treat other insect entry points around doors, windows, under siding and eaves of structure, under decks and on fences. This product may be applied in compressed air equipment or power spray equipment. Depending on type of equipment used to apply product and landscaping of perimeter, use 1/2 to 4 ounces per 1,000 sq. ft. Alternate directions are to use 10 to 20 fl. oz. of product per 50 gallons of water applied at 10 gallons of dilution per 1000 sq. ft.

Ants, Crickets, Cockroaches and Other Crawling Insects: For treatment of localized infestations of these insects in outdoor areas which are landscaped, planted, mulched or unmaintained, spray infested areas thoroughly. For ants, thoroughly wet hills and runways. Repeat applications as infestation warrant and as reinfestations occur.

Flies and Moths: Spray outside surfaces of screens, doors and window frames or wherever these insects enter. Also treat surfaces around light fixtures on porches, in garages, and other places where insects light or congregate. Treat normal fly resting areas on ceilings, upper corners of the area. Repeat as necessary. Spray inside and outside surfaces of dumpsters and other trash holding containers. Spray trash corrals and other trash storage areas. Spray so as to lightly moisten the target surface. For best results, begin treatments at the start of the fly season and repeat weekly during periods of heavy fly activity.

Fire Ant Mounds: For individual mounds apply this product as a mound drench at a rate of 1.0 fluid ounce per each 2 gallons of water. Satisfactory results can be expected by applying 2 gallons of dilution per mound. Adjust volume according to mound size, avoiding unnecessary runoff. Allow 7 to 10 days to achieve maximum effectiveness. This product has shown residual control of fire ants in excess of 30 days. If retreatment is necessary, limit applications to once per every 14 days.

Fleas: Use 1 to 2 fl. oz. of this product to treat 1000 sq. ft. Treat animal runs, kennels, pet resting areas, shaded areas and other areas where fleas are likely to found. This product may be tank mixed with approved insect growth regulators.

Bees, Wasps and Yellow Jackets: As a preventative or remedial treatment to help prevent these insects from building nests or workers from congregating on structures follow perimeter treatment directions under outdoor section of label. Pay particular attention to soffit and eave areas.

For treatment of a yellow jacket or wasp nests. Liberally treat the wasp nest. Treat inside the nest for yellow jackets and the surrounding area. For treatment of nests inside wall voids inject into the nest sufficient quantity to treat the complete nest. More than one point of application maybe required. Most applications should require no more than half a gallon of diluted material. Pay particular attention to what the water may contact such as electrical wiring. Do not use where there is a shock hazard.

THIS PRODUCT DOES NOT PROVIDE INSTANT KNOCKDOWN. THE BEST TIME TO TREAT IS LATE IN THE DAY. COLONY SHOULD BE DEAD IN 2-3 DAYS. DEPENDING ON THE SITUATION PROTECTIVE EQUIPMENT FOR THE APPLICATOR MAYBE REQUIRED.

Carpenter Bees: Locate entrance holes. Treat galleries through entrance holes. Seal bee entrances after application.

Scorpions: Remove accumulations of lumber, firewood, and other materials which serve as harborage sites. Before stacking firewood or lumber, apply this product as a residual spray to surfaces immediately below such materials. Band treatments may also be helpful in reducing pests immigrating from surrounding areas.

7910

Sewer Manhole Shafts: To control cockroaches in sewers, add 3 1/3 fluid ounces of product per each gallon of water and apply approximately 0.5 gallons of spray solution per each 8 vertical feet of manhole shaft. Avoid application directly to drainage water. Most efficient coverage is achieved, but not limited to, by spraying the vertical walls of the sewer manhole shaft using a power sprayer fitted with a long extended wand tipped with a 360 degree spray nozzle.

Note: Do not discharge spray or unused material directly into the sewer system. Do not apply product within 36 hours of predicted heavy rainfall.

Note: Persons applying this product in the manhole must wear chemical resistant gloves, a respirator approved by NIOSH for organic chemical vapors, goggles and long-sleeved clothing.

Duration™ PT° 275 MC can be used as a residual spray on outdoor surfaces and/or as a crack, crevice and void treatment of buildings, porches, window frames, eaves, patios, garages, refuse dumps and other areas where pests congregate or enter premises. Repeat treatment as necessary to maintain effectiveness. Use the 0.25% or 0.5% rate.

Duration™ PT° 275 MC can be used as a residual spray to control pests in outdoor void areas such as meterboxes and manholes. Repeat treatment as necessary.

HORTICULTURAL USE

Hobby Greenhouses, Interiorscapes and Landscapes

KILLS: Ants, Aphids, Beetles, Centipedes, Cockroaches, Crickets, Flea Beetles, Flies, Gnats, Leafhoppers, Leaf Miner, Mealybugs, Scale, Scorpions, Stink Bugs and Thrips.


Mixing and Dilution Instructions:

Heavy Infestation: 0.5 fl. oz. Duration™ PT° 275 MC per gallon of water

Preventative and Maintenance: 0.25 fl. oz. Duration™ PT° 275 MC per gallon of water

Spray upper and lower foliage surfaces of plants uniformly.

Special Notice: This product has demonstrated excellent plant safety; however, all varieties of the plants listed have not been tested. When treating large numbers of plants of a single variety, spray a few plants and observe for phytotoxicity prior to full scale application.



FOR USE INDOORS AND OUTDOORS ON:

Bedding plants (including): impatiens, marigolds, petunias, geraniums, garden mums, verbena, New Guinea impatiens, and dahlia.

Cut flowers (including): roses, chrysanthemums, carnations, snapdragons, and orchids.

Flowering hanging baskets (including): fuchsia and lantana.

Foliage (including): Boston fern, dracaena, ficus, schefflera, and philodendron,

Potted flowering plants (including): poinsettia, chrysanthemums, florist's azaleas, lilies, African violets, geraniums, hibiscus, kalanchoes, begonias, gloxinia, cyclamen, cineraria, calceolaria, and exacum.

Trees & shrubs (including): azalea, barberry, cotoneaster, euonymus, holly, ivy, juniper, oak, pine, rhododendron, roses, spiraea, spruce, virburnum, and yew.

**USE IN AND AROUND LIVESTOCK HOUSING
MAY BE USED IN AND ON OUTSIDE SURFACES OF OTHER BUILDINGS**

Do not apply to lactating or food animals. Do not contaminate milk, food or drinking water. Remove all animals prior to making application to housing. Do not apply or allow insecticide to drift onto animals. Do not allow animals to enter treated areas until surfaces are dry.

For residual control of house flies and stable flies on outdoor surfaces and in animal areas such as dog kennels, hog barns, horse barns, empty chicken houses, rabbit hutches, dairy areas, calf hutches, calving pens and parlors: Treat normal fly resting areas such as ceilings, screens, upper corners of the area, around windows and doors, light fixtures and other surfaces known to attract flies. Apply as a coarse wet spray. Using a mixture of 2.0 to 5 fl. oz. of Duration™ per gallon of water. Apply at a rate of 1 gallon diluted product per 1,000 sq. ft. of surface. For best results initiate treatments at the beginning of the fly season and repeat during periods of heavy fly activity.

For control of other pests and to help prevent infestations of buildings, treat a band of soil 6 to 10 feet wide around and adjacent to the building. Also treat the building foundation and sides where pests are active and may find entrance. Treat other insect entry points such as doors, windows, under siding and eaves of structure. Duration™ may be applied in compressed air, backpack or power spray equipment. Depending on type of equipment used to apply product and landscaping of perimeter, use 1/2 to 4 ounces per 1,000 sq. ft. Alternate directions are to use 10 to 20 fl. oz. of product per 50 gallons of water applied at 10 gallons of dilution per 1000 sq. ft.

9/9/10

**PRECAUTIONARY STATEMENTS
HAZARDS TO HUMANS AND DOMESTIC ANIMALS
CAUTION**

Harmful if swallowed, inhaled or absorbed through skin. Avoid breathing spray mist. Avoid contact with skin, eyes or clothing. Wash thoroughly with soap and water after handling.

Do not apply to humans, their clothing or bedding. Do not allow children or pets to contact treated surfaces until spray has dried. Do not contaminate food or use on household pets. Cover fish tanks prior to application.

Avoid contamination of food, feedstuffs, or water supply. Do not contaminate food preparation surfaces, kitchen utensils, dishes, or feed storage containers. All food contact surfaces and cooking utensils should be covered during treatment or thoroughly washed with an effective cleaning compound followed by a potable water rinse.

ENVIRONMENTAL HAZARDS

This pesticide is toxic to birds, fish and aquatic invertebrates. Birds feeding in treated areas may be killed. Clean up spilled product to reduce exposure to wildlife. Do not apply directly to water, to areas where surface water is present, or to intertidal areas below the mean high water mark. Runoff may be hazardous to aquatic organisms in neighboring areas. Do not contaminate water when disposing of equipment washwaters.

This product is highly toxic to bees exposed to direct treatment or residues on blooming crops or weeds. Do not apply this product or allow it to drift to blooming crops or weeds if bees are visiting the treatment area.

PHYSICAL OR CHEMICAL HAZARDS

Do not spray where electrical short circuits might result, such as wall outlets, conduits, motors, switches, etc. Do not spray directly into any electronic equipment, such as radio, televisions, computers, telephones, etc.

STORAGE AND DISPOSAL

Do not contaminate water, food or feed by storage or disposal.

STORAGE: Store in original container only, preferably in a locked storage area. Do not store in a manner where cross contamination with other pesticides, fertilizer, food or feed could occur. If spilled during storage or handling, soak up spillage with absorbent material and dispose of in accordance with Pesticide Disposal instructions listed below.

PESTICIDE DISPOSAL: Wastes resulting from the use of this product may be disposed of on site or at an approved waste disposal facility.

CONTAINER DISPOSAL: Triple rinse container, then offer for recycling or reconditioning, or puncture and dispose of in a sanitary landfill, or by incineration, or if allowed by state and local authorities, by burning. If burned, stay out of smoke.

BEST COPY AVAILABLE

10 9 10

LIMITATION OF LIABILITY

Use only as directed. Buyer assumes all risks in using or handling this product in any way. WHITMIRE EXPRESSLY DISCLAIMS ALL IMPLIED WARRANTIES OF FITNESS FOR A PARTICULAR PURPOSE AND MERCHANTABILITY. IN NO CASE SHALL WHITMIRE BE LIABLE FOR CONSEQUENTIAL, SPECIAL, INCIDENTAL OR INDIRECT DAMAGES RESULTING FROM THE USE OR HANDLING OF THIS PRODUCT. DAMAGES FROM THE USE OF THIS PRODUCT ARE EXPRESSLY LIMITED TO REPLACEMENT OF THE PRODUCT OR REFUND OF THE PURCHASE PRICE.

A Prescription Treatment® Brand Insecticide from:

Whitmire Research Laboratories, Inc.
3568 Tree Court Ind. Blvd.
St. Louis, Missouri 63122

Copyright, 1995

10