



### DIRECTIONS FOR USE

It is a violation of Federal Law to use this product in a manner inconsistent with its labeling.

Do not apply this product in a way that will contact workers or other persons, either directly or through drift. Only protected handlers may be in the area during application. For any requirements specific to your State or Tribe, consult the agency responsible for pesticide regulation.

### AGRICULTURAL USE REQUIREMENTS

Use this product only in accordance with its labeling and with the Worker Protection Standard, 40 CFR part 170. This Standard contains requirements for the protection of agricultural workers on farms, forests, nurseries, and greenhouses, and handlers of agricultural pesticides. It contains requirements for training, decontamination, notification, and emergency assistance. It also contains specific instructions and exceptions pertaining to the statements on this label about personal protective equipment (PPE). The requirements in this box only apply to uses of this product that are covered by the Worker Protection Standard.


Do not enter or allow worker entry into treated areas during the restricted entry interval (REI) of 12 hours.

PPE required for early entry to treated areas that is permitted under the Worker Protection Standard and that involves contact with anything that has been treated, such as plants, soil, or water, is: coveralls, waterproof gloves, and shoes plus socks.

Follow manufacturer's instructions for cleaning/maintaining PPE. If no such instructions for washables, use detergent and hot water. Keep and wash PPE separately from other laundry.

### Mixing Instructions

Thoroughly clean spray equipment before using PT® 275 Dur-O-Cap™. Shake concentrate well before diluting. When diluting, first add approximately one-half of the water to the spray tank and then add the proper amount of PT® 275 Dur-O-Cap™. When emptying the bottle, rinse thoroughly with water, shake well and add the rinsate to the spray tank. Add the rest of the water and agitate the sprayer thoroughly. Agitate sprayer occasionally during use to ensure even coverage. Shake or reagitate sprayer if spraying is interrupted or if dilution is left in sprayer overnight. If spray screens are used, they should be 50 mesh or larger.



### HORTICULTURAL USE

Florists, Garden Centers, Greenhouses, Hobby Greenhouses, Interiorscapes, Landscapes and Nurseries

**KILLS:** Ants, Aphids, Beetles, Caterpillars (Cabbage Worms, Rose Slugs, Hornworms), Centipedes, Cockroaches, Crickets, Cucumber Beetles, Flea Beetles, Firebrats, Flies, Fungus Gnats, Fungus Gnat Larvae, Gnats, Japanese Beetles, Leafhoppers, Leaf Miner, Mealybugs, Root Mealy Bugs, Root Weevils, Rose Aphids, Rose Chafer, Scale, Scorpions, Shore Flies, Spider Mites, Stink Bugs, Tarnished Plant Bugs, Thrips, and Watermelon Beetles.

**Mixing and Dilution Instructions:**


**Heavy Infestation:** 0.5 fl. oz. PT® 275 Dur-O-Cap™ per gallon of water  
**Preventative and Maintenance:** 0.25 fl. oz. PT® 275 Dur-O-Cap™ per gallon of water

Spray upper and lower foliage surfaces of plants uniformly.

**For Control of Fungus Gnat Larvae and Shore Fly Larvae:** Apply at the rate of 0.25 - 0.5 fl. oz./gal. as a coarse spray to all insect infested surfaces or where insects may breed. Apply with adequate water to wet soil surface thoroughly. Apply when soil is moist but not saturated. Complete coverage of insect infested area is essential for control.

**Drenching Directions:** For control of soil borne organisms such as, but not limited to: Root Mealy Bugs, Root Weevils. Mix at one of the above rates or at 0.125 fl. oz. per gallon depending on the organism to be controlled and the amount of finished spray used per pot. Apply approximately 1/2 to 2 oz. of finished spray per inch diameter of pot. Use higher rate for lower volumes and lower concentration if greater volumes of finished spray are used. Apply when soil is drier, but do not stress plant.

**Special Notice:** This product has demonstrated excellent plant safety; however, all varieties of the plants listed have not been tested. When treating large numbers of plants of a single variety, spray a few plants and observe for phytotoxicity prior to full scale application.



4/7

**FOR USE ON:**

**Bedding plants (including):** impatiens, marigolds, petunias, geraniums, garden mums, verbena, New Guinea impatiens, and dahlia.

**Cut flowers (including):** roses, chrysanthemums, carnations, snapdragons, and orchids.

**Flowering hanging baskets (including):** fuchsia and lantana.

**Foliage (such as):** Boston fern, dracaena, ficus, schefflera, and philodendron,

**Potted flowering plants (including):** poinsettia, chrysanthemums, florist's azaleas, lilies, African violets, geraniums, hibiscus, begonias, gloxinia, cyclamen, cineraria, calceolaria, and exacum.

**Trees & shrubs (including):** azalea, barberry, cotoneaster, euonymus, holly, ivy, ilex, juniper, oak, pine, rhododendron, roses, spiraea, spruce, virburnum, and yew.

Direct spray to some open blooms may cause petal drop. Do not spray on Kalanchoes.

**PEST CONTROL OUTDOORS**

Kills: Ants, Boxelder Bugs, Carpenter Ants, Centipedes, Clover Mites, Cluster Flies, Cockroaches, Crickets, Dermestids, Earwigs, Elmleaf Beetles, Fleas, Flies, Millipedes, Psocids, Silverfish, Sowbugs, Spiders and Ticks.


**General Information**

PT® 275 Dur-O-Cap™ is a flowable microencapsulated concentrate containing chlorpyrifos. PT® 275 Dur-O-Cap™ may be sprayed on any surface which will not be damaged or stained by water. Heavy applications may leave a visible deposit. On some surfaces this deposit can be removed with a damp cloth or sponge.

Dilute PT® 275 Dur-O-Cap™ with water using the spray dilution chart.

**Spray Dilution Chart**

Amount of Finished Spray	0.25% Spray	0.5% Spray
1 gallon	1.5 fl. oz.	3 fl. oz.
3 gallons	4.5 fl. oz.	9 fl. oz.
5 gallons	7.5 fl. oz.	15 fl. oz.
10 gallons	15 fl. oz.	30 fl. oz.



The higher rate should be used for clean-outs, for longer residual control or for high insect infestations.


PT® 275 Dur-O-Cap™ can be used as a residual spray on outdoor surfaces and/or as a crack, crevice and void treatment of buildings, porches, window frames, eaves, patios, garages, refuse dumps and other areas where pests congregate or enter premises. Repeat treatment as necessary to maintain effectiveness. Use the 0.25% or 0.5% rate.

PT® 275 Dur-O-Cap™ can be used as a residual spray to control pests in outdoor void areas such as meterboxes and manholes. Repeat treatment as necessary.

As a perimeter spray to help prevent infestations of buildings, treat a band of soil 6 to 10 feet wide around and adjacent to the building. Also treat the building foundation to a height of 2 to 3 feet and where pests are active and may find entrance. Treat other insect entry points around doors, windows, under siding and eaves of structure. PT® 275 Dur-O-Cap™ may be applied in compressed air equipment or power spray equipment. Depending on type of equipment used to apply product and landscaping of perimeter, use 1/2 to 4 ounces per 1,000 sq. ft.

**Flies:** Spray outside surfaces of screens, doors and window frames or wherever these insects enter. Also treat surfaces around light fixtures on porches, in garages, and other places where insects light or congregate. Treat normal fly resting areas on ceilings, upper corners of the area. Repeat as necessary. Spray inside and outside surfaces of dumpsters and other trash holding containers. Spray trash corrals and other trash storage areas. Spray so as to lightly moisten the target surface. For best results, begin treatments at the start of the fly season and repeat weekly during periods of heavy fly activity.

**Ants, Crickets, Cockroaches:** For treatment of localized infestations of these insects in outdoor areas which are landscaped, planted, mulched or unmaintained, spray infested areas thoroughly. For ants, thoroughly wet hills and runways. Repeat applications as infestation warrant and as reinfestations occur.



47

## PRECAUTIONARY STATEMENTS HAZARDS TO HUMANS AND DOMESTIC ANIMALS

### CAUTION

Harmful if inhaled or absorbed through skin. Avoid breathing spray mist. Avoid contact with skin, eyes or clothing. Wash thoroughly with soap and water after handling.

Do not apply to humans, their clothing or bedding. Do not allow children or pets to contact treated surfaces until spray has dried. Do not contaminate food or use on household pets. Cover fish tanks prior to application.

Avoid contamination of food, feedstuffs, or water supply. Do not contaminate food preparation surfaces, kitchen utensils, dishes, or feed storage containers. All food contact surfaces and cooking utensils should be covered during treatment or thoroughly cleaned before using.

**Personal Protective Equipment: APPLICATORS AND OTHER HANDLERS MUST WEAR:** Long-sleeved shirt and long pants, Waterproof gloves, Shoes plus socks.

#### User Safety Recommendations:

Users should:

- Wash hands before eating, drinking, chewing gum, using tobacco or using the toilet.
- Remove clothing immediately if pesticide gets inside. Then wash thoroughly and put on clean clothing.
- Remove PPE immediately after handling this product. Wash the outside of gloves before removing. As soon as possible, wash thoroughly and change into clean clothing.

Follow manufacturer's instructions for cleaning/maintaining PPE. If no such instructions for washables, use detergents and hot water. Keep and wash PPE separately from other laundry.

### ENVIRONMENTAL HAZARDS

This pesticide is toxic to birds, fish and aquatic invertebrates. Birds feeding in treated areas may be killed. Clean up spilled product to reduce exposure to wildlife. Do not apply directly to water, to areas where surface water is present, or to intertidal areas below the mean high water mark. Runoff may be hazardous to aquatic organisms in neighboring areas. Do not contaminate water when disposing of equipment washwaters.

This product is highly toxic to bees exposed to direct treatment or residues on blooming



crops or weeds. Do not apply this product or allow it to drift to blooming crops or weeds if bees are visiting the treatment area.

**PHYSICAL OR CHEMICAL HAZARDS**

Do not spray where electrical short circuits might result, such as wall outlets, conduits, motors, switches, etc. Do not spray directly into any electronic equipment, such as radio, televisions, computers, telephones, etc.

**STORAGE AND DISPOSAL**

Do not contaminate water, food or feed by storage or disposal.

**STORAGE:** Store in original container only, preferably in a locked storage area. Do not store in a manner where cross contamination with other pesticides, fertilizer, food or feed could occur. If spilled during storage or handling, soak up spillage with absorbent material and dispose of in accordance with Pesticide Disposal instructions listed below.

**PESTICIDE DISPOSAL:** Wastes resulting from the use of this product may be disposed of on site or at an approved waste disposal facility.

**CONTAINER DISPOSAL:** Triple rinse container, then offer for recycling or reconditioning, or puncture and dispose of in a sanitary landfill, or by incineration, or if allowed by state and local authorities, by burning. If burned, stay out of smoke.

A Prescription Treatment® brand insecticide from:

Whitmire Micro-Gen Research Laboratories, Inc.  
3568 Tree Court Ind. Blvd.  
St. Louis, Missouri 63122

Copyright, 1997

