

Reg # 499-238  
PM 17  
P 1/4

(Front Panel)

2/28/86

Whitmire  
PT 12A Flys Off  
Dairy & Farm Insect Fogger  
Microencapsulated  
Time Release Pyrethrum  
(show capsules)

Quick contact kill plus time release kill & repellency.

Kills and Repels: Cockroaches, Ants, Crickets, Gnats, Silverfish, Firebrats, Fleas, Ticks, Moths, Flies, Spiders, Beetles, Waterbugs, Centipedes, Horn Flies, House Flies, Stable Flies

For Use In: Milkrooms, milking parlors, calf hutches, dairies, food processing plants, food storage areas, meat packing plants, warehouses, residences, kennels, zoos, loafing sheds, poultry and hog operations, horse barns and stables.

Active Ingredients:

Pyrethrins . . . . .	0.300%
*Piperonyl Butoxide, Technical . . . . .	2.200%
N-Octyl Bicycloheptene Dicarboximide . . . . .	0.336%
Petroleum Distillate . . . . .	1.209%
Inert Ingredients: . . . . .	95.955%

\*Equivalent to 1.76% (butylcarbityl)(6-Propylpiperonyl) Ether and 0.088% of related compounds.

EPA Reg. No. 499-238  
EPA Est. No. 499-MO-1  
KEEP OUT OF REACH OF CHILDREN  
CAUTION

12 pt. type  
18 pt. type

STATEMENT OF PRACTICAL TREATMENT

IF IN EYES: Immediately flush eyes with plenty of water. Get medical attention if irritation persists.

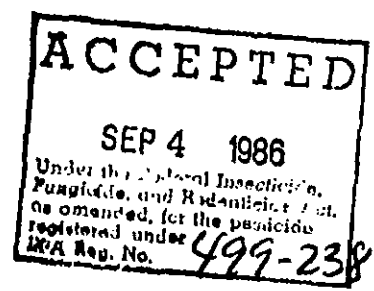
IF SWALLOWED: Call a physician or Poison Control Center immediately. Drink one or two glasses of water and induce vomiting by touching the back of the throat with finger. Repeat until vomit fluid is clear. Do not induce vomiting or give anything by mouth to an unconscious person.

IF ON SKIN: Remove contaminated clothing and wash affected areas with soap and water.

IF INHALED: Remove patient to fresh air. Apply artificial respiration if indicated.

SEE SIDE PANEL FOR ADDITIONAL PRECAUTIONARY STATEMENTS

Net Weight: 16 oz.



r. 2/4

Side Panel

PT 12A Flys Off

SHAKE WELL BEFORE USING

PRECAUTIONARY STATEMENTS  
HAZARDS TO HUMANS AND DOMESTIC ANIMALS  
CAUTION

Avoid breathing of spray mist. Avoid contact with eyes, skin or clothing. In case of contact flush eyes or skin with water. Wash thoroughly after using and before smoking or eating. Avoid contamination of food, utensils and food preparation areas. Food should be removed or covered before treatment. All food contact surfaces and cooking utensils should be covered during treatment or thoroughly cleaned before using.

Remove pets and birds and cover aquariums before using.

ENVIRONMENTAL HAZARDS: This pesticide is toxic to fish and birds. Do not apply directly to water. Keep out of lakes, streams and ponds. Do not contaminate water by cleaning of equipment or disposal of wastes.

PHYSICAL OR CHEMICAL HAZARDS: Contents under pressure. Do not puncture or incinerate. Do not use or store near open flame. Exposure to temperatures above 130°F may cause bursting. Do not store below 32°F.

Do not spray where electrical short circuits might result, such as wall outlets, conduits, motors, switches, etc. Do not spray directly into any electronic equipment such as radios, televisions, computers, telephones, etc.

DIRECTIONS FOR USE


It is a violation of Federal Law to use this product in a manner inconsistent with its labeling.

SHAKE WELL BEFORE USING

HOW TO USE WHITMIRE CRACK AND CREVICE  
INJECTION SYSTEM

Whitmire PT 12A Flys Off may be used with injection tube for injecting into cracks and crevices where insects may be hiding, living and breeding. Place injection tip 1/2" into cracks, crevices, holes and other small openings where insects may be a problem. Release approximately one-second spray per spot. In serious infestation, if possible, place spots approximately 12" apart. In light infestation or preventative treatment place spots approximately three feet apart. In long running cracks, move the injector tip along the crack while spraying. Move at the rate of one linear foot per second in heavy infestations and three feet per second in light infestations. See the additional directions below for effective control of specified insects.

Cockroaches, Spiders, Waterbugs, Silverfish, Crickets, Firebrats: Make spot treatment and/or crack and crevice injections into hiding places such as cracks and crevices, moist areas, openings around pipes and sinks, under refrigerators, coffee makers, meter boxes and manholes. Direct spray on floors, walls, under pallets, behind shelves and drawers. Spray directly on insects in these locations where possible. Repeat as necessary.



Side Panel (cont.):

Ants: Spray into trails, nests and points of entry around doors, book cases and storage areas. Spray directly on insects in these locations where possible.

Carpet Beetles: Make spray applications on and under edge of floor coverings, under carpets and furniture and in closets or other localities where these insects are found. Entire carpets may be treated. When treating entire carpets see directions under Fleas and Ticks. Repeat application as necessary.

Fleas and Ticks: Apply PT 12A Flys Off to pet beds and resting quarters, adjacent cracks and crevices, baseboards, carpets and floor coverings, between and under cushions of upholstered furniture and other areas where pests may be present. Entire carpets may be treated. Thoroughly vacuum infected area to capture as many adult fleas as possible. Tightly seal vacuum bag and dispose. Applications to most surfaces should be as light as possible, approximately one 16 oz. can per 330 sq. ft. It may be necessary to use a higher volume of spray, approximately one 16 oz. can per 200 sq. ft., on long, dense shag carpets. Old bedding of pets should be replaced with clean, fresh bedding after treatment. Animals should not be sprayed with this product.

Flying Insects - Flies, Moths, Gnats: Close all windows and doors and direct fog upward at a rate of 5 to 8 seconds per 1,000 cubic feet. Disperse in all locations. Keep area closed for at least 15 minutes. Do not remain in treated area. Repeat application as is necessary.

FOOD AREAS: Do not apply directly to food. In commercial food handling facilities, cover or remove any food and food processing equipment during application. When using this product as a space spray in food areas, do not apply while food processing is under way. Except in federally inspected meat and poultry plants, careful crack and crevice application for inspection purposes is permissible at all times. After space spraying in meat packing plants, bakeries, and other food processing plants, wash all equipment, benches, shelves, etc. where exposed food will be handled with an acceptable detergent solution and rinse with potable water to remove all traces of contamination. All food processing surfaces should be covered during treatment or thoroughly washed before use.

OUTDOOR PESTS

Flies: Spray outside surfaces of screens, doors, window frames or wherever these insects may enter the room. Also treat surfaces around light fixtures on porches, in garages, and other places where insects light or congregate. Repeat as necessary.

Ants, Crickets: For treatment of localized infestations of these insects in outdoor areas where there are weeds or brushy non-crop areas, spray infested areas thoroughly. For ants, thoroughly wet hills and runways. Repeat applications as infestation warrant and as reinfestations occur.



Side Panel (cont.):

USE IN AND AROUND LIVESTOCK HOUSING

For Fast Knockdown of Flying Insects:

Remove food and cover all food and milking utensils. Close milk bulk tank lids to prevent contamination from spray and dead or falling insects.

Close all windows and doors. Direct fog upward at a rate of 5-8 seconds per 1,000 cubic feet and spray in all directions. Try to contact as many insects directly with spray mist as possible. Ventilate the area after treatment is completed.

Do not apply to animals. Do not contaminate milk, food or drinking water.

For Residual Control of House Flies and Stable Flies in Dairy Areas, Milkrooms, Calf Hutches, Calving Pens and Parlors:

Treat normal fly resting areas such as ceilings, upper corners of the area, around windows and doors, light fixtures and other surfaces known to attract flies. Hold can one to two feet from target surface and apply at the rate of one 16 oz. can per 200-300 square feet of surface area.

Spray so as to lightly moisten the target surface. For best results begin treatments at the start of the fly season and repeat weekly during periods of heavy fly activity.

**STORAGE AND DISPOSAL:** (12 pt. type)


**Storage:** Store in a cool dry place away from heat or open flame and inaccessible to children. Do not store below 32°F.

**Container Disposal:** Do not reuse empty container. Do not puncture or incinerate. Replace cap and discard in trash.

**Pesticide Disposal:** Securely wrap container in several layers of newspaper and discard in trash.

Manufactured by:  
Whitmire Research Laboratories, Inc.  
St. Louis, Missouri 63122

Copyright, 1986



Whitair  
PT 12A Flies Off  
Dairy & Farm Insect Fogger  
Microencapsulated  
Time Release Pyrethrum  
(show capsules)

Quick contact kill plus time release kill & repellency.

Kills and Repels: Cockroaches, Ants, Crickets, Gnats, Silverfish, Firebrats, Fleas, Ticks, Moths, Flies, Spiders, Beetles, Waterbugs, Centipedes, Horn Flies, House Flies, Stable Flies

For Use In: Milkrooms, milking parlors, calf hutches, dairies, food processing plants, food storage areas, meat packing plants, warehouses, residences, kennels, zoos, loafing sheds, poultry and hog operations, horse barns and stables.

Active Ingredients:

Pyrethrins	0.300Z
*Piperonyl Butoxide, Technical	2.200Z
N-Octyl Bicycloheptene Dicarboximide	0.336Z

Inert Ingredients: . . . . . 97.164Z

\*Equivalent to 1.76Z (butylcarbityl)(6-Propylpiperonyl) Ether and 0.088Z of related compounds.

EPA Reg. No. 499-238  
EPA Est. No. 499-MO-1  
KEEP OUT OF REACH OF CHILDREN  
CAUTION

12 pt. type  
18 pt. type

STATEMENT OF PRACTICAL TREATMENT

IF IN EYES: Immediately flush eyes with plenty of water. Get medical attention if irritation persists.

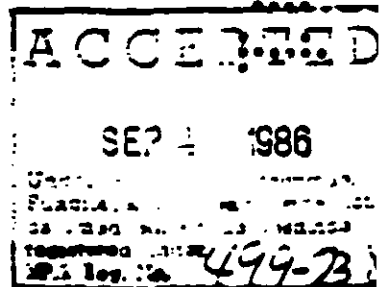
IF SWALLOWED: Call a physician or Poison Control Center immediately. Drink one or two glasses of water and induce vomiting by touching the back of the throat with finger. Repeat until vomit fluid is clear. Do not induce vomiting or give anything by mouth to an unconscious person.

IF ON SKIN: Remove contaminated clothing and wash affected areas with soap and water.

IF INHALED: Remove patient to fresh air. Apply artificial respiration if indicated.

SEE SIDE PANEL FOR ADDITIONAL  
PRECAUTIONARY STATEMENTS

Net Weight: 16 oz.



Side Panel

PT 12A Flys Off

SHAKE WELL BEFORE USING

PRECAUTIONARY STATEMENTS  
HAZARDS TO HUMANS AND DOMESTIC ANIMALS  
CAUTION

Avoid breathing of spray mist. Avoid contact with eyes, skin or clothing. In case of contact flush eyes or skin with water. Wash thoroughly after using and before smoking or eating. Avoid contamination of food, utensils and food preparation areas. Food should be removed or covered before treatment. All food contact surfaces and cooking utensils should be covered during treatment or thoroughly cleaned before using.

Remove pets and birds and cover aquariums before using.

ENVIRONMENTAL HAZARDS: This pesticide is toxic to fish and birds. Do not apply directly to water. Keep out of lakes, streams and ponds. Do not contaminate water by cleaning of equipment or disposal of wastes.

PHYSICAL OR CHEMICAL HAZARDS: Contents under pressure. Do not puncture or incinerate. Do not use or store near open flame. Exposure to temperatures above 130°F may cause bursting. Do not store below 32°F.

Do not spray where electrical short circuits might result, such as wall outlets, conduits, motors, switches, etc. Do not spray directly into any electronic equipment such as radios, televisions, computers, telephones, etc.

DIRECTIONS FOR USE

It is a violation of Federal Law to use this product in a manner inconsistent with its labeling.

SHAKE WELL BEFORE USING

HOW TO USE WHITMIRE CRACK AND CREVICE  
INJECTION SYSTEM

Whitmire PT 12A Flys Off may be used with injection tube for injecting into cracks and crevices where insects may be hiding, living and breeding. Place injection tip 1/2" into cracks, crevices, holes and other small openings where insects may be a problem. Release approximately one-second spray per spot. In serious infestation, if possible, place spots approximately 12" apart. In light infestation or preventative treatment place spots approximately three feet apart. In long running cracks, move the injector tip along the crack while spraying. Move at the rate of one linear foot per second in heavy infestations and three feet per second in light infestations. See the additional directions below for effective control of specified insects.

Cockroaches, Spiders, Waterbugs, Silverfish, Crickets, Firebrats: Make spot treatment and/or crack and crevice injections into hiding places such as cracks and crevices, moist areas, openings around pipes and sinks, under refrigerators, coffee makers, meter boxes and manholes. Direct spray on floors, walls, under pallets, behind shelves and drawers. Spray directly on insects in these locations where possible. Repeat as necessary.

Side Panel (cont.):

Ants: Spray into trails, nests and points of entry around doors, book cases and storage areas. Spray directly on insects in these locations where possible.

Carpet Beetles: Make spray applications on and under edge of floor coverings, under carpets and furniture and in closets or other localities where these insects are found. Entire carpets may be treated. When treating entire carpets see directions under Fleas and Ticks. Repeat application as necessary.

Fleas and Ticks: Apply PT 12A Flys Off to pet beds and resting quarters, adjacent cracks and crevices, baseboards, carpets and floor coverings, between and under cushions of upholstered furniture and other areas where pests may be present. Entire carpets may be treated. Thoroughly vacuum infected area to capture as many adult fleas as possible. Tightly seal vacuum bag and dispose. Applications to most surfaces should be as light as possible, approximately one 16 oz. can per 330 sq. ft. It may be necessary to use a higher volume of spray, approximately one 16 oz. can per 200 sq. ft., on long, dense shag carpets. Old bedding of pets should be replaced with clean, fresh bedding after treatment. Animals should not be sprayed with this product.

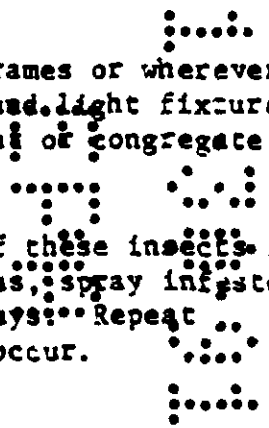
Flying Insects - Flies, Moths, Gnats: Close all windows and doors and direct fog upward at a rate of 5 to 8 seconds per 1,000 cubic feet. Disperse in all locations. Keep area closed for at least 15 minutes. Do not remain in treated area. Repeat application as is necessary.

FOOD AREAS: Do not apply directly to food. In commercial food handling facilities, cover or remove any food and food processing equipment during application. When using this product as a space spray in food areas, do not apply while food processing is under way. Except in federally inspected meat and poultry plants, careful crack and crevice application for inspection purposes is permissible at all times. After space spraying in meat packing plants, bakeries, and other food processing plants, wash all equipment, benches, shelves, etc. where exposed food will be handled with an acceptable detergent solution and rinse with potable water to remove all traces of contamination. All food processing surfaces should be covered during treatment or thoroughly washed before use.

OUTDOOR PESTS

Flies: Spray outside surfaces of screens, doors, window frames or wherever these insects may enter the room. Also treat surfaces around light fixtures on porches, in garages, and other places where insects light or congregate. Repeat as necessary.

Ants, Crickets: For treatment of localized infestations of these insects in outdoor areas where there are weeds or brushy non-crop areas, spray infested areas thoroughly. For ants, thoroughly wet hills and runways. Repeat applications as infestation warrant and as reinfestations occur.



Side Panel (cont.):

USE IN AND AROUND LIVESTOCK HOUSING

For Fast Knockdown of Flying Insects:

Remove food and cover all food and milking utensils. Close milk bulk tank lids to prevent contamination from spray and dead or falling insects.

Close all windows and doors. Direct fog upward at a rate of 5-8 seconds per 1,000 cubic feet and spray in all directions. Try to contact as many insects directly with spray mist as possible. Ventilate the area after treatment is completed.

Do not apply to animals.<sup>A</sup> Do not contaminate milk, food or drinking water.

*often than horses*  
- For Horses :

For Residual Control of House Flies and Stable Flies in Dairy Areas, Milkrooms, Calf Hutches, Calving Pens and Parlors:

Treat normal fly resting areas such as ceilings, upper corners of the area, around windows and doors, light fixtures and other surfaces known to attract flies. Hold can one to two feet from target surface and apply at the rate of one 16 oz. can per 200-300 square feet of surface area.

Spray so as to lightly moisten the target surface. For best results begin treatments at the start of the fly season and repeat weekly during periods of heavy fly activity.

**STORAGE AND DISPOSAL:** (12 pt. type)

**Storage:** Store in a cool dry place away from heat or open flame and inaccessible to children. Do not store below 32°F.

**Container Disposal:** Do not reuse empty container. Do not puncture or incinerate. Replace cap and discard in trash.

**Pesticide Disposal:** Securely wrap container in several layers of newspaper and discard in trash.

Manufactured by:  
Whitmire Research Laboratories, Inc.  
St. Louis, Missouri 63122

Copyright, 1986

