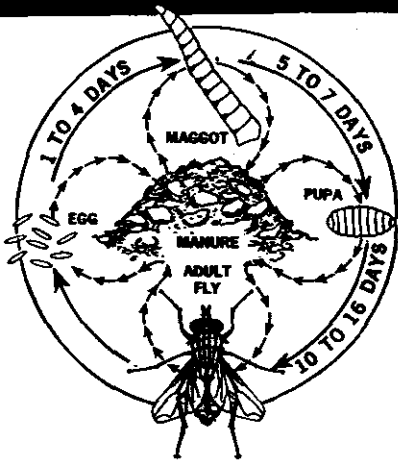


BREAK THE FLY REPRODUCTION CYCLE



Whitmire
FLYS-OFF

SETTLING MIST INSECTICIDE FOR DAIRY LIVESTOCK

KILLS AND REPELS: HOUSE FLIES, HORN FLIES, STABLE FLIES, MOSQUITOES, GNATS

FORECAST YOUR OWN FLY PROBLEM

Each female fly will lay approximately 100 eggs per day for 5 days. The quicker she is killed, the less eggs she can lay.

The fly problem you have today is based largely on how many adults you allowed to live two weeks earlier. In normal hot weather you can forecast your own fly problem two weeks ahead by observing the adult population today.

FLYS-OFF SETTTLING MIST is the third step in a 3-step program to break the fly reproduction cycle.

STEP 1 - SANITATION

Clean up, mix up, dry up manure and other fly foods so eggs do not have a chance to develop.

STEP 2 - LARVICIDE

Fly maggots must have moisture to develop. Clean up all manure, hay, feed, etc. Drain all water outlets so the sun can dry the moist areas. Then apply **FLYS-OFF LARVICIDE** to prevent the maggots from hatching into egg-laying adults.


STEP 3 - ADULTICIDE

Use **FLYS-OFF AEROSOL** and **SETTLING MIST** daily to help break the fly reproduction cycle. Each fly killed could mean 500 less flies approximately two weeks ahead.

CAUTION

FLAMMABLE. Do not store or spray near fire or open flame. Ready to use. Do not mix with water, oil or other insecticides.

Do not reuse empty container. Wash thoroughly with water and detergent. Discard in a safe place. Harmful if swallowed.



NET CONTENTS ONE GALLON

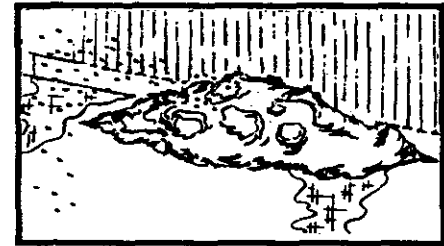
ACTIVE INGREDIENTS 100%

Pyrethrins I & II050%	"Refined Mineral Oil" Petroleum Distillate (Livestock Base)	99.550%
Technical Piperonyl Butoxide*400%	*Equivalent to .32% (Detylcarbityl) (6-propylpiperonyl) ether and .08% related compounds.	

CAUTION: Keep out of reach of children. See side panel for additional cautions.

Whitmire RESEARCH LABORATORIES, INC.
2666 TREE COURT INDUSTRIAL BOULEVARD / SAINT LOUIS, MISSOURI 63122

KILL FLIES BEFORE THEY CAN BREED



Break the 2-week Reproduction Cycle by removing manure, waste food, hay, straw and other rubbish every 4 days.

DIRECTIONS

Holding Shed—Loafing Barn

Using hand or small power sprayer, walk among animals and apply a light mist directly over heads, shoulders and backs of animals using from 1/2 to 1 ounce per animal.

Holding Shed—Loafing Barn Stanchion Milking Barn

Using mechanical type sprayer such as a Root-Lowell Electric Atomist Sprayer, apply **FLYS-OFF SETTTLING MIST** from a distance of about 10 feet, directing the mist a few feet above the animals' backs. A herd of 25 animals should be treated in about one minute with approximately 4 ounces* of material. (*Based on the delivery of the Root-Lowell Electric Atomist Sprayer set at No. 5.)

DAIRY BARN CONTROL

Using a mechanical sprayer such as a Root-Lowell Electric Atomist Sprayer, direct mist upward in all directions for a period of approximately one minute for each 6000 cubic feet of space. For example, a barn 30 feet long, 20 feet wide and 10 feet high contains 6000 cubic feet and would require one minute spray time. Barn should be tightly closed and kept closed for 10 to 15 minutes after spraying.

For general application, a hand sprayer or small power sprayer may be used to apply a light mist directly to the fly-infested sections of the animal. (Do not wet the hide.) Do not exceed two fluid ounces per animal.

U.S.D.A. Reg. No. 499-126

FOR MOST EFFECTIVE CONTROL of Flies, apply to animal every morning.

FOR MOST EFFECTIVE CONTROL OF FLIES, APPLY TO ANIMAL EVERY MORNING.

499-126
6/12/1977
281

