

498-195

4/21/2011

1 of 9



UNITED STATES ENVIRONMENTAL PROTECTION AGENCY
WASHINGTON, D.C. 20460

OFFICE OF CHEMICAL SAFETY
AND POLLUTION PREVENTION

APR 21 2011

Ms. Laura Radevski
Chase Products Co.
P.O. Box 70
Maywood, IL 60153

Dear Ms. Radevski:

Subject: Application for Pesticide Notification (PRN 98-10)
Comply with Agency pyrethroid labeling letter dated June 4, 2009
Champion SprayOn Fire Ant Killer Dust
EPA Reg. No. 498-195
Your submission dated May 10, 2010

The Agency is in receipt of your Application for Pesticide Notification under Pesticide Registration Notice (PRN) 98-10 dated May 10, 2010 for the above product. The Registration Division (RD) has conducted a review of this request for its applicability under PRN 98-10 and finds the action requested falls within the scope of PRN 98-10. The label submitted with the application has been stamped "Notification" and will be placed in our records.

If you have any questions regarding this letter, please contact Dana Pilitt, PhD of my staff at (703) 305-7071 or via e-mail at pilitt.dana@epa.gov.

Sincerely,

A handwritten signature in cursive script that reads "Richard Gebken".

Richard Gebken
Product Manager 10
Insecticide Branch
Registration Division (7505P)

2009

NOTIFICATION

Print Form

Please read instructions on reverse before completing form.

Form Approved, OMB No. 2070-0080

	United States Environmental Protection Agency Washington, DC 20460	<input type="checkbox"/> Registration	OPP Identifier Number
		<input type="checkbox"/> Amendment	
		<input checked="" type="checkbox"/> Other	

Application for Pesticide - Section I

1. Company/Product Number 498-195	2. EPA Product Manager Mr. Richard Gebken	3. Proposed Classification <input type="checkbox"/> None <input type="checkbox"/> Restricted
4. Company/Product (Name) Champion SprayOn Fire Ant Killer Dust	PM# 13	
5. Name and Address of Applicant (Include ZIP Code) Chase Products Co. Putting the best at your fingertips. P.O. Box 70 - Maywood, IL 60153 <input type="checkbox"/> Check if this is a new address	6. Expedited Review. In accordance with FIFRA Section 3(c)(3)(b)(i), my product is similar or identical in composition and labeling to: NOTIFICATION EPA Reg. No. _____ Product Name <u>APR 21 2011</u>	

Section - II

<input type="checkbox"/> Amendment - Explain below.	<input type="checkbox"/> Final printed labels in response to Agency letter dated _____
<input type="checkbox"/> Resubmission in response to Agency letter dated _____	<input type="checkbox"/> "Me Too" Application.
<input type="checkbox"/> Notification - Explain below.	<input checked="" type="checkbox"/> Other - Explain below.

Explanation: Use additional page(s) if necessary. (For section I and Section II.)

Notification of label change per June 4, 2009, letter from Environmental Protection Agency. This notification is consistent with the guidance in the June 4, 2009 letter and the requirements of EPA's regulations at 40 CFR part 156. No other changes have been made to the labeling or the Confidential Statement of Formula for this product. I understand that it is a violation of 18 U.S.C Sec. 1001 to willfully make any false statement to EPA. I understand that if the amended label is not consistent with the requirements of 40 CFR part 156, this product may be in violation of FIFRA and I may be subject to enforcement action and penalties under sections 12 and 14 of FIFRA.

Section - III

1. Material This Product Will Be Packaged In:				2. Type of Container	
Child-Resistant Packaging <input type="checkbox"/> Yes* <input checked="" type="checkbox"/> No	Unit Packaging <input type="checkbox"/> Yes <input checked="" type="checkbox"/> No	Water Soluble Packaging <input type="checkbox"/> Yes <input checked="" type="checkbox"/> No		<input checked="" type="checkbox"/> Metal	
	If "Yes" Unit Packaging wgt. No: per container	If "Yes" Package wgt. No: per container		<input type="checkbox"/> Plastic	
* Certification must be submitted				<input type="checkbox"/> Glass	
				<input type="checkbox"/> Paper	
				<input type="checkbox"/> Other (Specify) _____	
3. Location of Net Contents Information <input checked="" type="checkbox"/> Label <input type="checkbox"/> Container		4. Size(s) Retail Container 16.25 oz	5. Location of Label Directions <input checked="" type="checkbox"/> On Label <input type="checkbox"/> On Labeling accompanying product		
6. Manner in Which Label is Affixed to Product <input checked="" type="checkbox"/> Lithograph <input type="checkbox"/> Paper glued <input type="checkbox"/> Stenciled		<input type="checkbox"/> Other _____			

Section - IV

1. Contact Point (Complete items directly below for identification of individual to be contacted, if necessary, to process this application.)		
Name Laura E. Radevski	Title Tech. & Reg. Compl. Mng.	Telephone No. (Include Area Code) 708-865-1000
Certification I certify that the statements I have made on this form and all attachments thereto are true, accurate and complete. I acknowledge that any knowingly false or misleading statement may be punishable by fine or imprisonment both under applicable law.		6. Date Application <input type="checkbox"/> Recollected <input checked="" type="checkbox"/> (Stamped)
2. Signature 	3. Title Technical & Regulatory Compliance Mng.	
4. Typed Name Laura E. Radevski	5. Date May 10, 2010	

FRONT PANEL

CHAMPION SPRAYON

FIRE ANT KILLER DUST

NOTIFICATION
APR 21 2011

- For indoor/outdoor residential use only.
- For household use.
- Household ornamental garden insect control.
- Controls fire ants, fleas, ticks, termites* and more.
- Kills insects for up to 8 months when left undisturbed.
- Does not clump or absorb moisture.
- For use on ornamentals.
- Use on roses, flowers and ornamentals.
- Controls many different insect pests.
- To control imported fire ants on lawns and other residential areas.
- Nonstaining and odorless.
- Long-lasting residual action.
- Long-lasting.
- 8 oz. treats 15 fire ant mounds.
- 16 oz. treats 30 fire ant mounds
- 32 oz. treats 60 fire ant mounds
- Fast, effective kill of fire ants.
- Fast, effective kill of stinging ants.
- Easy to use.
- Convenient.
- Kills fire ants on contact.
- Kills termites

ACTIVE INGREDIENT:

*Deltamethrin [(s)-alpha-cyano-3-phenoxybenzyl - (1R,3R)-3- (2-2 dibromovinyl)-2,
2-dimethyl cyclopropanecarboxylate] 0.05%

OTHER INGREDIENTS: 99.95%
Total 100.00%

4099



EPA Reg. No. 498-195-XXXXXX

EPA Est. No. 498-IL-1

NET WT. XX oz (XXX g)

KEEP OUT OF REACH OF CHILDREN
CAUTION

See precautionary statements on back panel.



BACK PANEL

PRECAUTIONARY STATEMENTS
HAZARDS TO HUMANS & DOMESTIC ANIMALS

CAUTION

May be harmful if absorbed through skin. Avoid contact with skin, eyes or clothing. Wash thoroughly with soap and water after handling.

FIRST AID

IF ON SKIN OR CLOTHING: Take off contaminated clothing. Rinse skin immediately with plenty of water for 15-20 minutes. Call a poison control center or doctor for treatment advice.

Have the product container or label with you when calling a poison control center or doctor, or going for treatment.

[**ATTENTION:** This product contains crystalline silica, a chemical known to the State of California to cause cancer in accordance to Proposition 65 (State of California Safe Drinking Water and Toxic Enforcement Act of 1986).]

ENVIRONMENTAL HAZARDS

This product is extremely toxic to fish and aquatic invertebrates. Do not apply directly to water. Use with caution when applying to areas adjacent to any body of water. Do not contaminate water when disposing of equipment washwater.

To protect the environment, do not allow pesticide to enter or run off into storm drains, drainage ditches, gutters or surface waters. Applying this product in calm weather when rain is not predicted for the next 24 hours will help to ensure that wind or rain does not blow or wash pesticide off the treatment area.

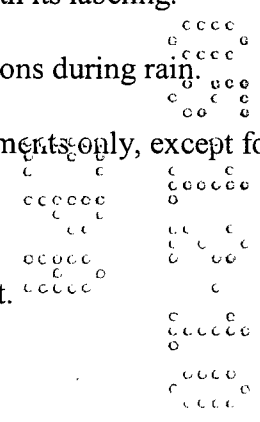
DIRECTIONS FOR USE

It is a violation of federal law to use this product in a manner inconsistent with its labeling.

Do not water the treated area to the point of run-off. Do not make applications during rain.

All outdoor applications must be limited to spot or crack-and-crevice treatments only, except for the following permitted uses:

- (1) Treatment to soil or vegetation around structures;
- (2) Applications to lawns, turf and other vegetation;
- (3) Applications to building foundations, up to a maximum height of 3 feet.



Other than applications to building foundations, all outdoor applications to impervious surfaces such as sidewalks, driveways, patios, porches and structural surfaces (such as windows, doors and eaves) are limited to spot and crack-and-crevice applications only.

STORAGE & DISPOSAL

STORAGE: Store product in original container in a cool, dry, locked place out of the reach of children.

CONTAINER DISPOSAL:

If empty: Do not reuse this container. Place in trash or offer for recycling if available.

If partly filled: Call your local solid waste agency for disposal instructions. Never place unused product down any indoor or outdoor drain.

IMPORTANT: Read the entire Directions for Use, Precautions and Disclaimer before using this product. This product is a ready-to-use insecticide dust, which exhibits effective knockdown and long-lasting control against the pests listed when used according to label directions. This product can be used for long-lasting pest control in and around residential buildings and their immediate surroundings. Permitted areas of use include but are not limited to:

- Apartments
- Houses
- Household greenhouses
- Animal quarters
- Mobile homes and recreational vehicles
- Ornaments

This product is intended for applications with a shaker container or puffer bottle, to hiding and runway areas and other places where insects are found.

INDOOR USE

In inhabited areas, make applications in such a manner as to avoid deposits on exposed surfaces or introducing the material into the air.

MAY AFFECT TEXTILE COLORS. TEST FOR COLOR FASTNESS OR AVOID APPLICATION NEAR CARPETS AND OTHER FABRICS.

To apply insecticide directly into cracks and crevices, use a shaker container or puffer bottle or other suitable equipment. Apply lightly and uniformly to infested area. Pay particular attention to cracks and crevices; service ducts; false floors and ceilings; wall voids; around electrical and telephone fittings and equipment; around water and sewer pipes; under and behind cabinets, refrigerators and sinks; around windows and door frames; along baseboards; in attics and crawl spaces. The amount to be applied will vary with the site but usually be in the range of 2-3 grams of product per square yard (or 0.5 lbs per 1,000 square feet).

ANTS, BOX ELDER BUGS, COCKROACHES (INCLUDING BOTH RESISTANT and NON-RESISTANT STRAINS), CRICKETS, FLEAS, FIREBRATS and SILVERFISH: Apply dust thoroughly to all areas where these pests crawl and hide, especially in those areas described above. For **ANTS**, apply to ant trails, around doors and windows and other places where ants enter

premises.

***TERMITES, CARPENTER ANTS and CARPENTER BEES:** Apply to voids or channels in damaged wooden members of a structure; to cracks, spaces or bearing joints between wooden members of a structure; and in locations vulnerable to termite attack. Drilling may be necessary prior to applying dust in these locations, but it must be recognized that such drilling and treating of lumber in a particular location may not result in complete coverage of infested and vulnerable voids or galleries. This dust can be applied in attics and crawl spaces, to prevent entry of **DRYWOOD and FORMOSAN TERMITES**, at a rate of 0.5 lbs per 1,000 square feet of floor area. In these treatments, all vents and blowers should be closed. Inspect at 6 months and 1 year to ensure that colony has been killed.

The purpose of such applications of the product is to kill workers or winged forms, which may be present in the treated channels at the time of treatment and to impart a temporary resistance to attack at these places, which may aid in the prevention of immediate reinfestation. Such applications are not a substitute for mechanical alteration, soil treatment or foundation treatment, but merely a supplement.

For active termite infestations, get a professional inspection.

CENTIPEDES, GROUND BEETLES, MILLIPEDES, SCORPIONS, SOW BUGS and SPIDERS: Apply dust along and behind baseboards, to window and door frames, corners, pipes, storage locations, attics, crawl spaces, and other areas where these pests may enter or crawl.

WASPS and BEES: It is generally advisable to treat wasp and bee nests in the evening when insects are less active and have returned to the nest. Wear protective clothing if deemed necessary to avoid stings. Using a shaker container or puffer bottle or other suitable means, with extension tubes if necessary, thoroughly dust nest, entrance and surrounding areas where insects alight. Nests in wall voids can be located by listening with your ear against the wall. Drill a hole in the area, blow dust in and seal. For ground wasps, dust entrance and surrounding areas. For best results, check nests carefully 1 or 2 days after treatment to ensure complete kill, then remove and destroy nest to prevent emergence of newly hatched insects. If removal is not feasible, retreat nest if necessary. Do not use this product to treat overhead nests.

WEBBING CLOTHES MOTHS: Use this product as a crack and crevice treatment in closets and other storage areas where these pests are found. This is an adjunct treatment and will not control moth larvae already on the clothes. DO NOT apply this product directly to clothing.

CARPET BEETLES (BLACK, FURNITURE, COMMON and VARIED): Dust where these insects are found, for example: on and under edges of floor coverings, around baseboards, under rugs and furniture, and in closets.

BEDBUGS: Apply dust thoroughly to all areas where these pests are typically found, including folds and tufts of mattresses, coils of springs, cracks and hollow posts of bedsteads, upholstery of chairs and sofas, picture frame moldings. All cracks and crevices in room should be treated. Allow powder to remain in contact with surface for 4-6 hours. Thoroughly clean linens on bed.

STORED PRODUCT PESTS: To aid in the control of exposed stages of:

<i>CADELLES</i>	<i>CHEESE MITES</i>	<i>CIGARETTE BEETLES</i>	<i>CONFUSED FLOUR BEETLES</i>
<i>DARK MEALWORMS</i>	<i>DRUGSTORE BEETLES</i>	<i>GRAIN MITES</i>	<i>GRANARY WEEVILS</i>
<i>LESSER GRAIN BORERS</i>	<i>MERCHANT GRAIN BEETLES</i>	<i>RED FLOUR BEETLES</i>	<i>RICE WEEVILS</i>
<i>RUSTY GRAIN BEETLES</i>	<i>SAW-TOOTHED GRAIN BEETLES</i>	<i>SPIDER BEETLES</i>	<i>TOBACCO MOTHS</i>
<i>YELLOW MEALWORMS</i>			

In the home, all food-processing surfaces and utensils should be covered during treatment or thoroughly washed before use. Exposed food should be covered or removed.

Clean up waste materials, dust, dirt and other debris. Thoroughly treat floors, walls and other surfaces in storage and handling areas. Apply dust in cracks and crevices, behind and under cupboards, and in other difficult-to-reach areas where insects may hide. DO NOT apply directly on food, utensils or other areas where food is stored.

ORNAMENTAL PLANT PESTS: For the control of:

<i>APHIDS</i>	<i>BEET ARMYWORMS</i>	<i>BLISTER BEETLES</i>	<i>BOX ELDER BUGS</i>
<i>CERTAIN LEAF MINERS (BOXWOOD, HOLLY OAK, SPRUCE NEEDLE)</i>	<i>ELM LEAF BEETLES</i>	<i>FLEA BEETLES</i>	<i>ORANGE TORTRIX</i>
<i>JAPANESE BEETLES</i>	<i>LEAFHOPPERS</i>	<i>LEAF ROLLERS</i>	<i>ROSE MIDGES</i>
<i>PERIODICAL CICADA</i>	<i>PLANT BUGS</i>	<i>ROSE CHAFER</i>	<i>WEEVILS</i>
<i>ROSE SLUGS</i>	<i>TENT CATERPILLARS</i>	<i>THRIPS</i>	

SHRUBS and ORNAMENTALS: Apply when insects or their damage first appear and repeat at weekly intervals or as necessary. Apply 8 ounces per 1,000 square feet, or thoroughly apply to place a thin layer of dust on both upper and lower sides of leaves, stems and flowers.

ROSE, PETUNIAS, CHRYSANTHEMUMS, GERANIUMS, CARNATIONS and OTHER RELATED FLOWERS: To control many leaf- and flower-chewing insects, apply as soon as the insect appears and repeat at 7-day intervals or as long as insects continue to appear. Apply a thin layer of dust on both upper and lower sides of leaves, stems and flowers.

OUTDOOR USE

PERIMETER TREATMENT: Use this product as a residual treatment for control of *ANTS, BEES, CENTIPEDES, COCKROACHES, CRICKETS, FIREBRATS, FLEAS, GROUND BEETLES, MILLIPEDES, SCORPIONS, SILVERFISH, SLUGS, SOW BUGS, SPIDERS, TICKS and WASPS*. Make a residual treatment around windows and doors, porches, screens, eaves, patios, garages, under stairways, in crawl spaces where pests are active and may find entrance.

FLEAS and TICKS IN RODENT BURROWS: To control fleas and ticks in and around rodent burrows around homes and other buildings, apply dust with a shaker container or puffer bottle. Thoroughly apply dust to adequately cover mound and around the perimeter (18" from the outer edge). Be sure to treat abandoned rodent burrows, which are suspected of containing fleas and ticks. Treat for a minimum of 5 days for light rodent populations, 10 days when populations are dense. Apply as needed for control.

IMPORTED FIRE ANT MOUND TREATMENT: DO NOT DISTURB THE MOUND PRIOR TO APPLICATION. Apply when temperatures are between 65°F and 80°F. Apply this product with a shaker container or puffer bottle. Thoroughly apply dust (approximately ½ oz.) to adequately cover each mound and around the perimeter, 18” from the outer edge of the mound. Do not water or disturb the mound. Allow 3 to 4 days for maximum control. A second treatment may be necessary if complete control is not obtained. If possible, treat all colonies in the vicinity. Also treat colonies which have not yet constructed a mound.

THE USER OF THIS PRODUCT ASSUMES ALL RISKS OF USE, STORAGE AND HANDLING NOT IN ACCORDANCE WITH ITS DIRECTIONS AND CAUTIONS.

**(MEDICAL INFORMATION -- MANDATORY ON CHASE PRODUCTS,
OPTIONAL ON OTHER LABELS.
MEDICAL SUPPORT ORGANIZATION MAY DIFFER.**

SAMPLE:

Questions about this product? Call (708) 865-1000.

MEDICAL INFORMATION ONLY:

Chem-Tel, Inc. (800) 255-3924)

[OPTIONAL MADE IN USA GRAPHIC]

[OPTIONAL UPC SYMBOL]

Chase Products Co.
Putting the best at your fingertips.®
P.O. Box70 – Maywood, IL 60153
www.chaseproducts.com

8-XXXX

=====
BOTTOM OF LABEL
=====

