

498-187

09-08-2011

1/13



UNITED STATES ENVIRONMENTAL PROTECTION AGENCY  
WASHINGTON, D.C. 20460-0001

OFFICE OF CHEMICAL SAFETY  
AND POLLUTION PREVENTION

September 8, 2011

Laura E. Radevski  
Chase Products, Co.  
2727 Gardner Road  
Broadview, IL 60155

**Subject: Amended Reregistration Label**  
**Product Name: Champion SprayOn Ant and Roach Killer 4**  
**EPA Registration No. 498-187**  
**EPA Decision Number: 436066**

Dear Ms. Radevski:

The Agency, in accordance with the Federal Insecticide, Fungicide and Rodenticide Act (FIFRA), as amended, has completed reviewing all of the information submitted with your application to support the reregistration of the referenced product in connection with the **Permethrin, Piperonyl butoxide and Tetramethrin REDs**, and has concluded that your submission is acceptable.

Please note that the record for this product currently contains the Confidential Statements of Formulation (CSFs) listed below. Any previously dated CSFs are superseded.

- Basic CSF, dated June 15, 2010

A copy of your label stamped "Accepted" is enclosed along with copies of the acute toxicity and product chemistry reviews completed for the subject product. Products shipped after 12 months from the date of this amendment or the next printing of the label whichever occurs first, must bear the new revised label. Your release for shipment of the product bearing the amended label constitutes acceptance of these conditions. If these conditions are not complied with, the registration will be subject to cancellation in accordance with FIFRA sec. 6(e).

**PLEASE NOTE:** This product is not being reregistered under sections 3(c)5 and 4(g) of FIFRA at this time.

A copy of your label stamped "Accepted" is enclosed. If you have any questions about this letter, please contact Driss Benmhend at (703) 308-9525 or via e-mail at Benmhend.driss@epa.gov

Sincerely Yours,

A handwritten signature in black ink, appearing to read "Richard J. Gebken".

Richard J. Gebken  
Product Manager (10)  
Insecticide Branch  
Registration Division (7504P)

Enclosures: *Label stamped "Accepted with Comments"*  
000498-00187 D436066

FRONT PANEL

**CHAMPION SPRAYON**  
**ANT & ROACH KILLER 4**


- Recommended for households and commercial/industrial use in nonfood/feed areas
- Contains synergized Permethrin and Tetramethrin
- Provides quick killing action and residual control
- Economical do-it-yourself pest control
- Use indoors and outdoors
- Use indoors
- Use outdoors
- Kills fire ants
- Kills fleas, roaches, ants
- Kills fleas
- Kills roaches; kills ants
- Kills on contact – Kills fast
- Kills on contact; kills fast
- Kills hidden bugs
- Kills bugs you see and even the ones you don't
- A broad-spectrum insecticide highly effective against ants, carpenter ants, carpet beetles, centipedes, cockroaches, crickets, earwigs, firebrats, fleas, flour beetles, grain beetles, ground beetles, millipedes, mole crickets, moths, pill bugs, scorpions, silverfish, sow bugs, spiders, ticks and many other similar crawling insects
- Water-based formula; nonstaining
- No oily residues; no unpleasant odor
- Protects for up to 4 weeks

ACCEPTED  
SEP 08 2011  
Under the Federal Insecticide, Fungicide,  
and Rodenticide Act, as amended, for the  
pesticide registered under:

EPA. Reg. No: 498-187

**ACTIVE INGREDIENTS:**

* Tetramethrin .....	0.10%
** Permethrin .....	0.25%
*** Piperonyl butoxide.....	0.50%
<b>OTHER INGREDIENTS:</b> .....	99.15%
Total	100.00%



- \* 1-cyclohexene-1,2,-dicarboximidomethyl 2,2-dimethyl-3-(2-methyl-propenyl) cyclopropanecarboxylate.
- \*\* (3-phenoxyphenyl) methyl (+/-) cis/trans 3-(2,2-dichloroethenyl) 2,2-dimethylcyclopropanecarboxylate. Cis/trans ratio: min. 35% (+/-) cis and max. 65 % (+/-) trans.
- \*\*\* (butylcarbityl)(6-propylpiperonyl) ether and related compounds.

EPA Reg. No. 498-187-XXXX

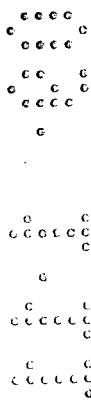
EPA Est. No. 498-IL-1

NET WT X lb XX oz. (XXX g)

KEEP OUT OF REACH OF CHILDREN

CAUTION

See back panel for additional precautionary statements.



Product information and barcode area containing various alphanumeric characters and symbols.

Additional text at the bottom of the page, possibly a second barcode or product details.

---

---

**BACK PANEL -- COMMERCIAL VERSION:**

---

---

**PRECAUTIONARY STATEMENTS  
HAZARDS TO HUMANS & DOMESTIC ANIMALS**

**CAUTION**

Avoid contact with skin, eyes or clothing. Wash thoroughly with soap and water after handling. Remove contaminated clothing and wash before reuse. **Entry Restrictions:** Do not enter or allow others to enter until spray has dried. **Application Restrictions:** Do not apply this product in a way that will contact workers or other persons, either directly or through drift. Only protected handlers may be in the area during application.

**USER SAFETY REQUIREMENTS**

Applicators and other handlers must wear long-sleeved shirt and long pants, shoes plus socks, and chemical-resistant gloves made of any waterproof material.

Follow manufacturer's instructions for cleaning/maintaining PPE. If no such instructions for washables exist, use detergent and hot water. Keep and wash PPE separately from other laundry.

Discard clothing and other absorbent materials that have been drenched or heavily contaminated with this product's concentrate. Do not reuse them.

\_\_\_\_\_  
**TOP OF BOX**

**USER SAFETY RECOMMENDATIONS**

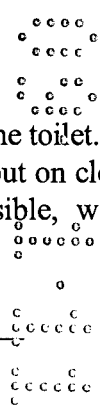
User should wash hands before eating, drinking, chewing gum, using tobacco, or using the toilet. Remove clothing/PPE immediately if pesticide gets inside. Then wash thoroughly and put on clean clothing. Remove PPE immediately after handling this product. As soon as possible, wash thoroughly and change into clean clothing.

\_\_\_\_\_  
**BOTTOM OF BOX**

**FIRST AID**

**IF INHALED:** Move person to fresh air. If person is not breathing, call 911 or an ambulance, then give artificial respiration, preferably mouth-to-mouth, if possible. Call a poison control center or doctor for further treatment advice.

**IF ON SKIN OR CLOTHING:** Take off contaminated clothing. Rinse skin immediately with plenty of water for 15-20 minutes. Call a poison control center or doctor for treatment advice.





**IF IN EYES:** Hold eye open and rinse slowly and gently with water for 15-20 minutes. Remove contact lens, if present, after the first 5 minutes, then continue rinsing eye. Call a poison control center or doctor for treatment advice.

Have the product container or label with you when calling a poison control center or doctor, or going for treatment.

**ENVIRONMENTAL HAZARDS**

This pesticide is extremely toxic to aquatic organisms, including fish and invertebrates. Do not apply directly to water, or to areas where surface water is present or to intertidal areas below the mean water mark. Do not apply when weather conditions favor drift from treated areas. Drift and runoff from treated areas may be hazardous to aquatic organisms in neighboring areas. Do not contaminate water when disposing of equipment wash waters.

This pesticide is highly toxic to bees exposed to direct treatment on blooming crops or weeds. Do not apply this product or allow it to drift to blooming crops or weeds while bees are actively visiting the treatment area.

**PHYSICAL OR CHEMICAL HAZARDS**

Contents under pressure. Do not use or store near heat or open flame. **DO NOT PUNCTURE OR INCINERATE CONTAINER.** Exposure to temperatures above 130°F may cause bursting. Do not use this product in or on electrical equipment due to the possibility of shock hazard.

**DIRECTIONS FOR USE**

It is a violation of Federal law to use this product in a manner inconsistent with its labeling.

May be used as a crack and crevice treatment or as a spot application in nonfood/feed areas. All areas where insects hide or through which insects may enter should be treated.

For use in nonfood/feed areas such as garbage rooms, lavatories, floor drains (to sewers), entries and vestibules, offices, locker rooms, machine rooms, boiler rooms, garages, mop closets and storage (after canning or bottling).

Not for use in Federally Inspected Meat and Poultry Plants.

Do not apply this product in occupied patient rooms or in any rooms/areas while occupied by patients, the elderly or infirm. Do not apply in classrooms when in use.

**PRECAUTIONS & RESTRICTIONS:** Do not apply when food is present. Do not use in food areas of food-handling establishments, restaurants or other areas where food is commercially prepared or processed. Do not use in serving areas while food is exposed or facility is in operation. Serving areas are areas where prepared foods are served, such as dining rooms, but excluding areas where food may be prepared or held.



Application is prohibited directly into sewers or drains, or to any area like a gutter where drainage to sewers, storm drains, water bodies, or aquatic habitat can occur. Do not allow the product to enter any drain during or after application.

Do not make application during rain. Not for use in metered release systems. Do not water the treated area to the point of runoff. Do not wet plants to point of runoff or drip. Do not wet articles to point of runoff or drip. Do not use treated article until spray has dried.

Remove or cover exposed food and drinking water before application. Remove or cover dishes, utensils, food-processing equipment and food-preparation surfaces, or wash them before use.

Do not use in aircraft cabins except in compliance with PR Notice 96-3.

Do not apply as a broadcast to indoor surfaces at residential sites, including nurseries, day care centers, schools, hospitals and nursing homes. Do not apply to classrooms when in use.

When used in dairy barns or facilities: Close milk bulk lids to prevent contamination from spray and from dead or falling insects. Remove or cover milking utensils before application. Wash teats of animals before milking.

**GENERAL INFORMATION:** Provides effective control of pests in and on buildings and structures and their immediate surroundings and on modes of transport. Permitted areas of use include, but are not limited to, apartment buildings, homes, hotels, hospitals, nursing homes, schools, industrial buildings, laboratories, mausoleums, private residences, utilities and the nonfood/feed areas of food/feed-handling establishments, and on vessels, railcars, aircraft (cargo area only), buses, trucks and trailers.

**SHAKE WELL BEFORE USING**

**SURFACE SPRAY APPLICATION:** Hold container upright and direct spray away from face. Hold can 12-15 inches from surface being sprayed. Press valve down and spray as directed. Spray surface until slightly wet (at a rate of 4 ounces of product to treat approximately 25 square feet of surface area).

**CRACK & CREVICE INJECTION:** Hold container upright and attach injection tube for injection into cracks and crevices where insects may be hiding, living and breeding. Place injection tip 1/2 inch into cracks, crevices, holes and other small openings where insects may be a problem. Release a one-second spray per spot. In serious infestations, if possible, place spots approximately 12 inches apart. In light infestations or for preventive treatment, place spots approximately three feet apart. In long, running cracks, move the injector tip along the crack while spraying. Move at the rate of one linear foot per second in heavy infestations and three feet per second in light infestations. See the additional directions below for effective control of specified insects.

**INDOORS: COCKROACHES (INCLUDING ADULT AND IMMATURE STAGES OF BOTH NONRESISTANT AND ORGANOPHOSPHATE AND CARBAMATE RESISTANT**



**STRAINS), ANTS, BOOK LICE, BOX ELDER BUGS, CENTIPEDES, CRICKETS, DERMESTIDS, FIREBRATS, FLEAS, PALMETTO BUGS, SILVERFISH, SOW BUGS, TICKS AND WATER BUGS:** Apply thoroughly to all areas where these pests crawl and hide, especially in cracks and crevices, and hidden areas around sinks and storage areas, behind baseboards, around doors and windows, behind and other refrigerators, cabinets, sinks and stoves, the underside of shelves, drawers, bookcases, and in similar areas. When pets are driven out, spray directly. Repeat as necessary.

**ANTS:** Spray freely around ant trails, doors and windows and other places where ants enter premises. Spray around nests hidden under steps, brickwork, concrete, etc. Break apart accessible nests and spray freely on and around debris. Repeat as necessary.

**CARPENTER ANTS:** For effective control, locate and treat nests and surrounding areas. Apply around doors and windows and other places where ants enter premises and where they crawl and hide. Inject into wall voids and infested wood through existing openings or newly drilled small holes.

**BROWN DOG TICKS & FLEAS IN BUILDINGS:** Apply to infested areas such as pet beds and resting quarters, nearby cracks and crevices, under the edges of rugs and floor coverings, between and under cushions of upholstered furniture and other areas where these pests may be present. Old bedding of pests should be removed and replaced with clean fresh bedding after treatment of pet areas. Do not use directly on pets.

**SPIDERS:** Apply along and behind baseboards, to window and door frames, corners, pipes, storage localities, attics, crawl spaces and other areas over which these pests may crawl.

**CENTIPEDES, EARWIGS, GROUND BEETLES, MILLIPEDES, MOLE CRICKETS, PILL BUGS, SOW BUGS, SCORPIONS AND TICKS:** Apply around doors and windows and other places where these pests may enter premises. Treat baseboards, storage areas and other locations where these pests are found.

**PANTRY PESTS: GRAIN BEETLES (RUSTY, MERCHANT AND SAW-TOOTHED), FLOUR BEETLES (RED AND CONFUSED), CHOCOLATE MOTHS, CIGARETTE BEETLES, CLOVER MITES, CLUSTER FLIES, DRUGSTORE BEETLES, ELM LEAF BEETLES, RICE WEEVILS, LESSER GRAIN BORERS, SPIDER BEETLES AND TOBACCO MOTHS:** Treat exposed stages. Remove all foodstuffs, utensils, and shelf paper and any infested foodstuffs. Apply spray to shelves and in cracks and crevices behind and under cupboards and cabinets. Allow spray to dry prior to replacement of shelf paper, food and utensils.

**CARPET BEETLES (BLACK, FURNITURE AND VARIED):** Spray on and under edges of floor coverings, under rugs and furniture and in other localities where these insects are found.

**WEBBING CLOTHES MOTHS:** Use this product as a crack and crevice treatment in closets and other storage space where these pests are found. This is an adjunct treatment and will not control moth larvae already on clothes. Do not apply to clothing.



**OUTDOORS:** All outdoor applications must be limited to spot or crack-and-crevice treatments only, except for the following permitted uses: Treatment to soil or vegetation around structures; applications to lawns, turf and other vegetation; applications to building foundations, up to a maximum height of 3 feet.

Other than applications to building foundations, all outdoor applications to impervious surfaces such as sidewalks, driveways, patios, porches and structural surfaces (such as windows, doors and eaves) are limited to spot and crack-and-crevice applications only. Not for broadcast use.


Do not apply directly to sewers or drains, or to any area like a gutter where drainage to sewers, storm drains, water bodies, or aquatic habitat can occur, except as directed by this label.

**PESTS ON OUTSIDE SURFACES OF BUILDINGS:** For control of building infestation due to **ANTS, CLOVER MITES, CRICKETS, EARWIGS, MILLIPEDES AND SOW BUGS (PILL BUGS):** Spray foundation of building where insects are active and may find entrance, up to a height of 2 to 3 feet. Apply as residual spray to outside surfaces of buildings where insects tend to congregate.

**CRAWLING INSECTS: ANTS, COCKROACHES, INCLUDING ASIAN COCKROACHES, CRICKETS, CENTIPEDES AND SILVERFISH:** Spray infested surface of patio or picnic area, hitting as many insects as possible. Also spray legs of tables and chairs to repel ants. Spray ant hills for best control.

**ANT, LONE STAR TICKS, DOG TICKS, CRICKETS, FLEAS AND EARWIGS:** Apply thoroughly to infestation in bushes, grass or weeds. For ants, spray freely around ant trails and hills.

**FIRE ANTS:** To treat mounds, use a soil injector. To maximize spray distribution, insert injector into the mound, full length if possible. Inject the mound at 3-6 sites at a rate of 5-10 seconds spray per site. For very large mounds (over 36 inches in diameter), increase the number of injection sites. Space injection sites in a circular pattern on the mound surface with one site in the center. To quiet active ants on mound surface, sweep surface with spray from a distance of 18 inches. For best results, apply in cool weather or in early morning or late evening hours. Treat new mounds as they appear.





---

---

BACK PANEL -- RESIDENTIAL VERSION

---

---

**PRECAUTIONARY STATEMENTS  
HAZARDS TO HUMANS & DOMESTIC ANIMALS**

**CAUTION**

Avoid contact with skin, eyes or clothing. Wash thoroughly with soap and water after handling. Remove contaminated clothing and wash before reuse. **Entry Restrictions:** Do not allow adults, children or pets to enter the treated area until spray has dried. **Application Restrictions:** Do not apply this product in a way that will contact adults, children or pets, either directly or through drift.

**FIRST AID**

**IF INHALED:** Move person to fresh air. If person is not breathing, call 911 or an ambulance, then give artificial respiration, preferably mouth-to-mouth, if possible. Call a poison control center or doctor for further treatment advice.

**IF ON SKIN OR CLOTHING:** Take off contaminated clothing. Rinse skin immediately with plenty of water for 15-20 minutes. Call a poison control center or doctor for treatment advice.

**IF IN EYES:** Hold eye open and rinse slowly and gently with water for 15-20 minutes. Remove contact lens, if present, after the first 5 minutes, then continue rinsing eye. Call a poison control center or doctor for treatment advice.

Have the product container or label with you when calling a poison control center or doctor, or going for treatment.

**ENVIRONMENTAL HAZARDS**

This pesticide is extremely toxic to aquatic organisms, including fish and invertebrates. To protect the environment, do not allow pesticide to enter or run off into storm drains, drainage ditches, gutters or surface waters. Applying this product in calm weather when rain is not predicted for the next 24 hours will help to ensure that wind or rain does not blow or wash pesticide off the treatment area.

This pesticide is highly toxic to bees exposed to direct treatment on blooming crops or weeds. Do not apply this product or allow it to drift to blooming crops or weeds while bees are actively visiting the treatment area.

**PHYSICAL OR CHEMICAL HAZARDS**

Contents under pressure. Do not use or store near heat or open flame. DO NOT PUNCTURE OR INCINERATE CONTAINER. Exposure to temperatures above 130°F may cause bursting. Do not use this product in or on electrical equipment due to the possibility of shock hazard.



### DIRECTIONS FOR USE

It is a violation of Federal law to use this product in a manner inconsistent with its labeling.

May be used as a crack and crevice treatment or as a spot application in nonfood/feed areas. All areas where insects hide or through which insects may enter should be treated. In the home, all food-processing surfaces and utensils should be covered during treatment or thoroughly washed before use. Remove or cover exposed food and drinking water before application.

Do not apply this product in occupied patient rooms or in any rooms/areas while occupied by patients, the elderly or infirm.

**PRECAUTIONS & RESTRICTIONS:** Remove pets, birds, and cover fish aquariums before spraying. Do not make application during rain. Do not wet plants to point of runoff or drip. Do not wet articles to point of runoff or drip. Do not use treated article until spray has dried. Do not apply when food is present. Exposed food should be covered or removed. Remove or cover dishes, utensils, food processing equipment and food preparation surfaces, or wash them before use.

**GENERAL INFORMATION:** Do not apply as a broadcast to indoor surfaces at residential sites, including nurseries, day care centers, schools, hospitals and nursing homes.

### SHAKE WELL BEFORE USING

**SURFACE SPRAY APPLICATION:** Hold container upright and direct spray away from face. Hold can 12-15 inches from surface being sprayed. Press valve down and spray as directed. Spray surface until slightly wet (at a rate of 4 ounces of product to treat approximately 25 square feet of surface area).

**CRACK & CREVICE INJECTION:** Hold container upright and attach injection tube for injection into cracks and crevices where insects may be hiding, living and breeding. Place injection tip 1/2 inch into cracks, crevices, holes and other small openings where insects may be a problem. Release a one-second spray per spot. In serious infestations, if possible, place spots approximately 12 inches apart. In light infestations or for preventive treatment, place spots approximately three feet apart. In long, running cracks, move the injector tip along the crack while spraying. Move at the rate of one linear foot per second in heavy infestations and three feet per second in light infestations. See the additional directions below for effective control of specified insects.

**INDOORS: COCKROACHES (INCLUDING ADULT AND IMMATURE STAGES OF BOTH NONRESISTANT AND ORGANOPHOSPHATE AND CARBAMATE RESISTANT STRAINS), ANTS, BOOK LICE, BOX ELDER BUGS, CENTIPEDES, CRICKETS, DERMESTIDS, FIREBRATS, FLEAS, PALMETTO BUGS, SILVERFISH, SOW BUGS, TICKS AND WATER BUGS:** Apply thoroughly to all areas where these pests crawl and hide, especially in cracks and crevices, and hidden areas around sinks and storage areas, behind baseboards, around doors and windows, behind and other refrigerators, cabinets, sinks and stoves,



the underside of shelves, drawers, bookcases, and in similar areas. When pets are driven out, spray directly. Repeat as necessary.

**ANTS:** Spray freely around ant trails, doors and windows and other places where ants enter premises. Spray around nests hidden under steps, brickwork, concrete, etc. Break apart accessible nests and spray freely on and around debris. Repeat as necessary.

**CARPENTER ANTS:** For effective control, locate and treat nests and surrounding areas. Apply around doors and windows and other places where ants enter premises and where they crawl and hide. Inject into wall voids and infested wood through existing openings or newly drilled small holes.

**BROWN DOG TICKS & FLEAS IN BUILDINGS:** Apply to infested areas such as pet beds and resting quarters, nearby cracks and crevices, under the edges of rugs and floor coverings, between and under cushions of upholstered furniture and other areas where these pests may be present. Old bedding of pests should be removed and replaced with clean fresh bedding after treatment of pet areas. Do not use directly on pets.

**SPIDERS:** Apply along and behind baseboards, to window and door frames, corners, pipes, storage localities, attics, crawl spaces and other areas over which these pests may crawl.

**CENTIPEDES, EARWIGS, GROUND BEETLES, MILLIPEDES, MOLE CRICKETS, PILL BUGS, SOW BUGS, SCORPIONS AND TICKS:** Apply around doors and windows and other places where these pests may enter premises. Treat baseboards, storage areas and other locations where these pests are found.

**PANTRY PESTS: GRAIN BEETLES (RUSTY, MERCHANT AND SAW-TOOTHED), FLOUR BEETLES (RED AND CONFUSED), CHOCOLATE MOTHS, CIGARETTE BEETLES, CLOVER MITES, CLUSTER FLIES, DRUGSTORE BEETLES, ELM LEAF BEETLES, RICE WEEVILS, LESSER GRAIN BORERS, SPIDER BEETLES AND TOBACCO MOTHS:** Treat exposed stages. Remove all foodstuffs, utensils, and shelf paper and any infested foodstuffs. Apply spray to shelves and in cracks and crevices behind and under cupboards and cabinets. Allow spray to dry prior to replacement of shelf paper, food and utensils.

**CARPET BEETLES (BLACK, FURNITURE AND VARIED):** Spray on and under edges of floor coverings, under rugs and furniture and in other localities where these insects are found.

**WEBBING CLOTHES MOTHS:** Use this product as a crack and crevice treatment in closets and other storage space where these pests are found. This is an adjunct treatment and will not control moth larvae already on clothes. Do not apply to clothing.

**OUTDOORS:** All outdoor applications must be limited to spot or crack-and-crevice treatments only, except for the following permitted uses: Treatment to soil or vegetation around structures; applications to lawns, turf and other vegetation; applications to building foundations, up to a maximum height of 3 feet.



Other than applications to building foundations, all outdoor applications to impervious surfaces such as sidewalks, driveways, patios, porches and structural surfaces (such as windows, doors and eaves) are limited to spot and crack-and-crevice applications only. Do not water the treated area to the point of runoff. Do not apply directly to sewers or drains, or to any area like a gutter where drainage to sewers, storm drains, water bodies, or aquatic habitat can occur, except as directed by this label.


Do not water the treated area to the point of runoff.

**PESTS ON OUTSIDE SURFACES OF BUILDINGS: For control of building infestation due to ANTS, CLOVER MITES, CRICKETS, EARWIGS, MILLIPEDES AND SOW BUGS (PILL BUGS):** Spray foundation of building where insects are active and may find entrance, up to a height of 2 to 3 feet. Apply as residual spray to outside surfaces of buildings where insects tend to congregate.

**CRAWLING INSECTS: ANTS, COCKROACHES, INCLUDING ASIAN COCKROACHES, CRICKETS, CENTIPEDES AND SILVERFISH:** Spray infested surface of patio or picnic area, hitting as many insects as possible. Also spray legs of tables and chairs to repel ants. Spray ant hills for best control.

**ANT, LONE STAR TICKS, DOG TICKS, CRICKETS, FLEAS AND EARWIGS:** Apply thoroughly to infestation in bushes, grass or weeds. For ants, spray freely around ant trails and hills.

**FIRE ANTS:** To treat mounds, use a soil injector. To maximize spray distribution, insert injector into the mound, full length if possible. Inject the mound at 3-6 sites at a rate of 5-10 seconds spray per site. For very large mounds (over 36 inches in diameter), increase the number of injection sites. Space injection sites in a circular pattern on the mound surface with one site in the center. To quiet active ants on mound surface, sweep surface with spray from a distance of 18 inches. For best results, apply in cool weather or in early morning or late evening hours. Treat new mounds as they appear.





13.  
13

BACK PANEL -- BOTTOM

**STORAGE & DISPOSAL**

**STORAGE:** Store in a cool, dry place away from heat or open flame. Do not contaminate water, food or feed by the use, storage or disposal of this product.

**DISPOSAL:** DO NOT PUNCTURE OR INCINERATE!

**If empty:** Place in trash or offer for recycling if available.

**If partly filled:** Call your local solid waste agency for disposal instructions.

**THE USER OF THIS PRODUCT ASSUMES ALL RISKS OF USE, STORAGE AND HANDLING NOT IN ACCORDANCE WITH ITS DIRECTIONS AND CAUTIONS.**

**KEEP OUT OF REACH OF CHILDREN**

MEDICAL EMERGENCY INFORMATION ONLY:


ChemTel, Inc. (800) 255-3924

[OPTIONAL NO-CFCs GRAPHIC]

[OPTIONAL RECYCLE SYMBOL]

[OPTIONAL MADE IN USA GRAPHIC]

[OPTIONAL UPC SYMBOL]



**Chase Products Co.**  
Putting the best at your fingertips.®  
P.O. Box 70 – Maywood, IL 60153  
[www.chaseproducts.com](http://www.chaseproducts.com)

8-XXXX

BOTTOM OF LABEL