

478-115 11/19/89

UNITED STATES ENVIRONMENTAL PROTECTION AGENCY

246 / 241228  
17/1

NOV - 5 1989

Mr. James Albanese  
Realey Corporation  
P.O. Box 16826  
Clayton, MO 63105

Dear Mr. Albanese:

Subject: Amendment - Updated Labeling and Formulation Change  
EPA Registration No. 470-115  
Your Submissions Received March 1 and October 19, 1989

The labeling referred to above which supersedes the labeling of March 1, 1989, submitted in connection with registration under the Federal Insecticide, Fungicide, and Rodenticide Act, as amended, is acceptable provided that you make the labeling changes listed below before you release the product for shipment bearing the amended labeling.

1. Delete the phrases "Prevents Flea Reinfestation" and "Protects your home from reinfestation . . ." or else submit efficacy data in support of this claim.
2. As indicated in the Agency's letter of July 9, 1987, you must specify "small flying moths."
3. Revise the paragraph "Do not use in commercial food processing . . ." as follows:

Do not use in food areas of food handling establishments, restaurants or other areas where food is commercially prepared or processed. Do not use in serving areas while food is exposed or facility is in operation. Serving areas are areas where prepared foods are served such as dining rooms but excluding areas where foods may

51017:I:LeMaster:LR-14:KENCO:11/08/89:12/19/89:aw:VO:EK:aw

CONCURRENCES

SYMBOL							
SURNAME							
DATE							

be prepared or held. In the home, all food processing surfaces and utensils should be covered during treatment or thoroughly washed before use. Exposed food should be covered or removed.

Nonfood areas are areas such as garbage rooms, lavatories, floor drains (to sewers), entries and vestibules, offices, locker rooms, machine rooms, boiler rooms, garages, mop closets and storage (after canning or bottling).

Note: The statement "Remove pets, birds, and cover fish aquariums before spraying" should be retained under the Precautionary Statements section.

Submit five (5) copies of your final printed labeling before you release the product for shipment.

A stamped copy of the labeling is enclosed for your records.

Sincerely yours,

George T. LaRocca  
Product Manager (15)  
Insecticide-Rodenticide Branch  
Registration Division (H7505C)

Enclosure

with COMMENTS  
in EPA Letter Dated:

NOV - 5 1989

Under the Federal Insecticide,  
Fungicide, and Rodenticide Act as  
amended, for the pesticide  
registered under EPA Reg. No.

478-115



**PRECAUTIONARY STATEMENTS**  
Hazards to Humans and Domestic Animals

**CAUTION**

Harmful if swallowed or absorbed through skin. Avoid breathing vapors or spray mist. Avoid contact with skin and eyes. In case of contact, immediately flush eyes or skin with plenty of water. Obtain medical attention if irritation persists.

Do not use in commercial food processing preparation, serving or storage areas. Do not apply directly to food. Cover or remove any food and food processing equipment during application. Wash all equipment with potable water, benches, shelving, etc. where exposed food will be handled. In the home, all food processing surfaces and utensils should be covered during treatment or thoroughly washed before use. Remove pets, birds and cover fish aquariums before spraying.

**PHYSICAL HAZARDS**

Contents under pressure. Do not use or store near heat or open flame. Do not puncture or incinerate container. Exposure to temperature above 130° F may cause bursting.

**STATEMENT OF PRACTICAL TREATMENT**

If Swallowed: Do not induce vomiting because of aspiration hazard. Get medical attention.  
If on Skin: Wash off with soap and water. Get medical attention if irritation persists.  
If in Eyes: Flush with plenty of water. Get medical attention if irritation persists.

**STORAGE AND DISPOSAL**

Storage: Store in a cool, dry area away from heat or open flame.

Disposal: Do not re-use empty container. Wrap container and put in trash collection.



**Automatic Indoor  
Flea  
Fogger**

FLEA FOGGER kills fleas hidden in cabinets, rugs, drapes, upholstery, pet bedding and floor cracks. Protects your home from reinfestation, your pets and family from bites.

FLEA FOGGER kills fleas on contact and controls flea infestations.

FLEA FOGGER also kills ticks, roaches, flies, crickets, and small flying moths.

FLEA FOGGER leaves no bad smell, no sticky mess and, used as directed, does not stain furnishings.

For most effective results, entire dwelling should be treated. Use one fogger for each 6,000 cubic feet (750 square feet) of unobstructed area (approximately 27' x 27' or six 10' x 12' rooms). Use additional units for remote rooms or where free flow of mist is not assured. Do not remain in the area during treatment and ventilate thoroughly before re-entry.

© Copyright Rorer Corporation 1982

REAL-KILL CORPORATION  
6007 78, KANSAS CITY,  
MISSOURI 64119  
414 586

EPA REG. NO. 478-116  
EPA EST. NO. 488401  
4884 9688-10-1

1-800-333-3105



**Automatic  
Indoor  
Flea  
Fogger**



**Prevents Flea Reinfestation**

**ACTIVE INGREDIENTS:** Tetramethrin (11-Cyano-1,2-dichloroethyl methyl 2,2-dimethyl-3-(2-methylpropionyl) cyclopropanecarboxylate) 0.200%; Cyano (3-phenoxypheyl) methyl 4-chloro-alpha-(1-methylethyl) benzoate 0.400%; Residualum distillate 14.998%

**INERT INGREDIENTS:** Balance 99.400%  
\* Contains Petroleum Distillates  
**NET WT. 6 OZ. (170 g)**

**KEEP OUT OF REACH OF CHILDREN**

**CAUTION**

See back panel for additional



**Automatic Indoor  
Flea  
Fogger**

**DIRECTIONS FOR USE:**

It is a violation of Federal law to use this product in a manner inconsistent with its labeling.

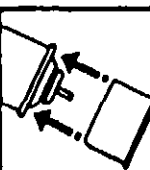
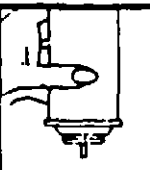
1. Cover exposed food dishes and food handling equipment. Open cabinets and doors to area to be treated. Shut off fans and air conditioners. Put out all flames and pilot lights. Close doors and windows.

2. Place fogger on a raised area such as a table or chair with newspapers covering the area directly under the can.

3. Remove cap. Turn can upside down. Tilt top of can away from face. Place hole in cap top over stem on top of can. Place cap down until firmly in place releasing spray. Set can upright on paper and leave the room. Leave treated area for 2 hours.

4. After 2 hours, open all doors and windows, turn on air conditioners and fans and let the treated area air for 30 minutes.

5. Destroy pet's old bedding and replace. Treat dogs and cats with registered flea control product prior to re-entry.



Prevents Flea Reinfestation

ACTIVE INGREDIENTS:

Tetramethrin [(1 Cyclohexene-1,2-dicarboximido)  
methyl 2, 2-dimethyl-3-(2 methylpropenyl) cyclo-  
propanecarboxylate].....0.200%

Cyano (3-phenoxyphenyl) methyl 4-chloro-alpha-  
(1-methylethyl) benzeneacetate.....0.400%

INERT INGREDIENTS\*.....99.400%

\*Contains petroleum distillates

NET WT. 6 oz. (170 g)

KEEP OUT OF REACH OF CHILDREN

CAUTION

See back panel for additional

9533

through skin. Avoid breathing vapors or spray mist. Avoid contact with skin and eyes. In case of contact, immediately flush eyes or skin with plenty of water. Obtain medical attention if irritation persists.

Do not use in commercial food processing, preparation, serving or storage areas. Do not apply directly to food. Cover or remove any food and food processing equipment during application. Wash all equipment with potable water, benches, shelving, etc. where exposed food will be handled. In the home, all food processing surfaces and utensils should be covered during treatment or thoroughly washed before use. Remove pets, birds and cover fish aquariums before spraying.

#### PHYSICAL HAZARDS

Contents under pressure. Do not use or store near heat or open flame. Do not puncture or incinerate container. Exposure to temperature above 130 F may cause bursting.

#### STATEMENT OF PRACTICAL TREATMENT

If Swallowed: Do not induce vomiting because of aspiration hazard. Get medical attention.


If on Skin: Wash off with soap and water. Get medical attention if irritation persists.

If in Eyes: Flush with plenty of water. Get medical attention if irritation persists.

#### STORAGE AND DISPOSAL

Storage: Store in a cool, dry area away from heat or open flame.

Disposal: Do not re-use empty container. Wrap container and put in trash collection.



**REAL-KILL  
AUTOMATIC INDOOR FLEA FOGGER**

**DIRECTIONS FOR USE:**

It is a violation of Federal law to use this product in a manner inconsistent with its labeling.

1. Cover exposed food dishes and food handling equipment. Open cabinets and doors to area to be treated. Shut off fans and air conditioners. Put out all flames and pilot lights. Close doors and windows.
2. Place fogger on a raised area such as a table or chair with newspapers covering the area directly under the can.
3. Remove cap. Turn can upside down. Tilt top of can away from face. Place hole in cap top over stem on top of can. Place cap down until firmly in place releasing spray. Set can upright on paper and leave the room. Leave treated area for 2 hours.
4. After 2 hours, open all doors and windows, turn on air conditioners and fans and let the treated area air for 30 minutes.
5. Destroy pet's old bedding and replace. Treat dogs and cats with registered flea control product prior to re-entry.

**FLEA FOGGER** kills fleas hidden in cabinets, rugs, drapes, upholstery, pet bedding and floor cracks. Protects your home from reinfestation, your pets and family from bites.

**FLEA FOGGER** kills fleas on contact and controls flea infestations.

**FLEA FOGGER** leaves no bad smell, no sticky mess and used as directed, does not stain furnishings.

For most effective results, entire dwelling should be treated. Use one fogger for each 6,000 cubic feet (750 square feet) of unobstructed area (approximately 27' x 27' or six 10' x 12' rooms). Use additional units for remote rooms of where free flow of mist is not assured. Do not remain in the area during treatment and ventilate thoroughly before re-entry.

**REALEX**  
P.O. Box 16826  
Clayton, Missouri 63105

EPA Reg. No 478-115  
EPA Est. No. 9688-MO-1

