

(Stauffer Shield)

10 of 27
4 16-215
P.M.T.

VERNAM® 7-E

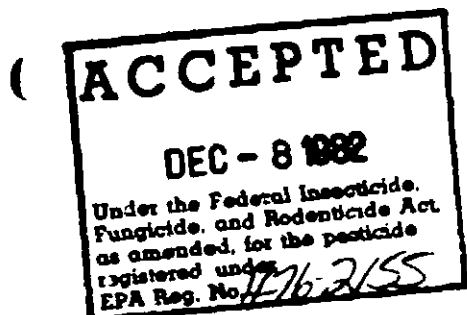
SELECTIVE HERBICIDE - Liquid Herbicide For Weed Control
in Peanuts, Irish Potatoes, Soybeans, and Sweet Potatoes

Contains Seven Pounds of Active Ingredient Per Gallon

ACTIVE INGREDIENT:

S-Propyl dipropylthiocarbamate 88.5%

INERT INGREDIENTS: 11.5%
100.0%



KEEP OUT OF REACH OF CHILDREN

C A U T I O N

HARMFUL IF SWALLOWED

STATEMENT OF PRACTICAL TREATMENT

If swallowed: DO NOT induce vomiting. Immediately give large quantities of water. If vomiting does occur, give fluids again. Never give anything by mouth to an unconscious person. Call a physician or the nearest poison control center immediately.

For eye contact: Hold eyelids apart and flush with large amounts of running water for at least 15 minutes. Call a physician.

For skin contact: Flush with large amounts of running water for 15 minutes. Remove contaminated clothing and shoes. Get medical attention if skin irritation occurs. Wash clothing before reuse.

If inhaled: Remove to fresh air. Get medical attention if respiratory irritation occurs.

EPA Reg. No. 476-2155

EPA Est. No. 476-

_____ Net _____ L

476-2155

.....

This product is sold only for uses stated on its label. No express or implied license is granted to use or sell this product under any patent in any Country except as specified: Country: United States of America

Made in U.S.A. by

STAUFFER CHEMICAL COMPANY
Westport, CT. 06881-0850

PRECAUTIONARY STATEMENTS

Hazards to Humans and Domestic Animals

C A U T I O N

Harmful if swallowed. Avoid contact with skin, eyes and clothing. Avoid inhalation of spray mist. Wear rubber gloves, goggles and protective clothing. Wash with soap and water immediately after use or contact. Do not contaminate food and feed. Keep away from heat and flame.

ENVIRONMENTAL HAZARDS - Do not apply directly to water. Do not contaminate water by cleaning of equipment or disposal of wastes.

In case of emergency call (day or night) Chemtrec (800) 424-9300 or Stauffer Chemical Company (203) 226-6602.

WEEDS CONTROLLED BY VERNAM 7-E

VERNAM 7-E will not control established weeds:

Annual Grasses:

Barnyardgrass - Watergrass (Echinochloa crus-galli)
 Crabgrass (Digitaria spp.)
 Fall Panicum (Panicum dichotomiflorum)
 Foxtail millet (Setaria italica)
 Giant foxtail (Setaria faberi)
 Goosegrass (Eleusine indica)
 Green foxtail (Setaria viridis)
 Johnsongrass seedling (Sorghum halepense)
 Wild cane* (Sorghum bicolor)
 Yellow foxtail (Setaria glauca)

*Cultivation is suggested in addition to the VERNAM 7-E treatment in fields with moderate or heavy infestations of wild cane.

Annual Broadleaf Weeds:

Annual morningglory (Ipomoea purpurea)
 Balloonvine* (Cardiospermum halicacabum)
 Carpetweed (Mollugo verticillata)
 Common lambsquarters (Chenopodium album) :...:
 Florida purslane - Florida pusley (Richardia scabra) :...:
 Purslane (Portulaca oleracea) :...:
 Redroot pigweed (Amaranthus retroflexus) .
 Sicklepod - coffeeweed (Cassia obtusifolia) :...:
 Smooth pigweed (Amaranthus hybridus) :...:
 Velvetleaf - buttonweed (Abutilon theophrasti)

*In Alabama Only

The above listed broadleaf weeds will be controlled only if treatment is made when conditions are favorable for weed seed germination and growth.

Perennial Grasses:

Purple nutsedge - nutgrass (Cyperus rotundus)
Yellow nutsedge - nutgrass (Cyperus esculentus)

Existing stands of nutgrass must be turned under and chopped up thoroughly before treatment. For nutgrass control VERNAM 7-E must be thoroughly mixed into the soil prior to planting or applied subsurface to the soil with injectors or sweeps. Cultivation is suggested in addition to VERNAM 7-E treatment in fields with moderate to heavy nutgrass infestations.

GENERAL USE PRECAUTIONS

Read entire label before using.

VERNAM 7-E should be used only for recommended purposes and at recommended rates (do not overdose).

Failure to follow label instructions, or use on crops not specifically listed on the label may result in crop injury or destruction.

Applied according to directions and under normal growing conditions, VERNAM 7-E will not harm the treated crop. Malformation of the primary leaves is not unusual. This condition is only temporary and will not affect yields. During germination and early stages of growth, extended periods of unusually cold and wet or hot and dry weather, insect or plant disease attack, the use of certain soil-applied systemic insecticides, improperly placed fertilizers or soil insecticides may create abnormal conditions that weaken crop seedlings. VERNAM 7-E used under these abnormal conditions could result in crop injury.

VERNAM 7-E is recommended for use on mineral soils only. Do not tank mix VERNAM 7-E with insecticides or fungicides. Do not contaminate irrigation water or water used for domestic purposes. In irrigated areas, do not apply VERNAM 7-E before pre-irrigation.

DIRECTIONS FOR USE OF VERNAM 7-E

IT IS A VIOLATION OF FEDERAL LAW TO USE THIS PRODUCT IN A MANNER INCONSISTENT WITH ITS LABELING.

VERNAM 7-E is a selective herbicide which is mixed (incorporated) into the soil or applied below the surface of the soil for control of weeds listed on this label. VERNAM 7-E controls annual weeds as their seeds germinate by interfering with normal germination and seedling development. It does not control established weeds. All weed growth and crop stubble should be thoroughly worked into the soil before treatment.

APPLICATION DIRECTIONS

Pour the recommended amount of VERNAM 7-E into the spray tank during the filling operation. Apply in 10 to 50 gallons of water per acre using a properly calibrated, low-pressure (20 to 40 PSI) sprayer having good agitation. The soil should be well-worked and dry enough to permit good soil mixing (incorporation) or subsurface application. Soil should be as free as possible of trash for subsurface application with sweeps or injectors. Avoid overlaps that will increase dosage above recommended limits.

FLUID FERTILIZER STATEMENT

VERNAM 7-E may be combined with fluid (solution, slurry, or suspension) fertilizers. However, physical compatibility with these fluid fertilizers must be determined before combining in the spray tank. See Appendix I for directions regarding these combinations.

DRY FERTILIZER STATEMENT

VERNAM 7-E may be impregnated on many dry bulk fertilizers for use on registered crops. However, uniform distribution of VERNAM on fertilizer particles and uniform application are necessary to assure good results. See Appendix II for information and directions for impregnation and use.

INCORPORATION DIRECTIONS**BEST AVAILABLE COPY**

VERNAM 7-E must be incorporated into the soil immediately (within minutes) to prevent loss of the herbicide. Whenever possible, application and incorporation should be done in the same operation.

SOIL MIXING (INCORPORATION) BEFORE PLANTING: Use power-driven cultivation equipment set to cut to a depth of 2 to 3 inches or tandem discs set to cut to a depth of 4 to 6 inches, operated at 4 to 6 mph, followed by a spiked-tooth harrow or some other leveling device which extends beyond ends of the disc. For thorough mixing, disc in two different directions (cross disc). Prior to the second discing, raise the disc to prevent cutting deeper than 4 to 6 inches.

NOTE: In the southern lower Delta of the Mississippi Valley, disc incorporation is not recommended on the heavy (gumbo) clay soils.

SOIL MIXING (INCORPORATION) AFTER PLANTING: Use power-driven cultivation equipment set to cut to a depth of 2 inches, or on coarse textured (light) soils only, ground-driven tillers (rolling cultivators, rotary hoe, row wheels, etc.) set to cut to a depth of 1-1/2 inches and operated at 6 to 8 mph. When incorporating after planting, care must be taken not to disturb the crop seed or seedlings by adjusting tines or blades of incorporation equipment so they are not directly over the drill row.

SUBSURFACE APPLICATION BEFORE OR AT PLANTING (for peanuts and soybeans only): Special equipment designed for subsurface application MUST be used. Injector units must be rigidly mounted on or

IMMEDIATELY ahead or IMMEDIATELY behind the planter unit. Sweeps must be mounted IMMEDIATELY ahead of the planter unit.

- (1) Soil Injection -- Injector shanks must be spaced 2-1/2 to 3 inches apart and mounted in staggered positions to avoid trash buildup. Set shanks to inject VERNAM 7-E 1-1/2 to 3 inches below the soil surface. The width of the band in which weed control is desired will determine the number and spacing of injector shanks required per row. (Example: Four injector shanks spaced 3 inches apart gives a 12-inch band). A broadcast application can be made by increasing the number of shanks. The two shanks adjacent to the drill row must be 1-1/4 to 1-1/2 inches on either side of it.
- (2) Covered Sweeps -- Set the sweeps to run 3 to 4 inches below the soil surface. Calibrate by measuring the spray band width at the back edge of the sweep, not the sweep width. For BROADCAST APPLICATIONS, stagger sweeps on double tool bar so that they overlap sufficiently to allow spray bands to meet.

NOTE: When applying with sweeps, VERNAM 7-E must be applied deep enough to allow 3 to 4 inches of soil to remain over the treatment after the planting operation.

PLANTING -- SOYBEANS, PEANUTS

Do not plant seed deeper than 2 inches. For VERNAM 7-E application made before planting, seeding can be done immediately, or it may be delayed up to 10 days. If it is necessary to work the soil following application and incorporation, but before planting, do not work the soil deeper than the depth the herbicide was incorporated. To avoid removing VERNAM 7-E from the row (with loss of weed control in the row) do not move or shape soil after treatment, such as by planting in deep furrows.

RECOMMENDATIONS - VERNAM 7-E

These recommendations are given in terms of broadcast (overall) rates of VERNAM 7-E per acre. For band or row application, reduce broadcast rates proportionately, depending upon band width to be treated and row spacing.

PEANUTS

VERNAM 7-E may be applied before planting, at planting or immediately after planting. When applying after planting, care must be taken not to disturb the seed. Use 2-1/3 pints on coarse textured (sandy-light) soils; 3 pints on medium to fine textured (sandy loam to clay loam-medium to heavy) soils.

BEST AVAILABLE COPY

POTATOES (Irish) - except in Florida

VERNAM 7-E may be applied before planting. Use 3-1/2 pints on coarse textured (sandy - light) soils, 4-1/2 pints on medium to fine textured (sandy loam to clay loam - medium to heavy) soils, and 7 pints on very fine textured (clay - very heavy) soils.

VERNAM 7-E may be applied through irrigation water after planting before weed growth starts or immediately following clean cultivation. Meter VERNAM 7-E into the irrigation water using a metering device that will introduce a constant flow into the water.

Furrow: Meter VERNAM 7-E into the water during the entire irrigation period. Do not apply within 45 days of harvest.

Sprinkler: Meter VERNAM 7-E into the water during the entire period or into sufficient water to penetrate to a depth of 3 to 4 inches. Time this VERNAM application to insure that proper penetration of the herbicide corresponds with the end of the irrigation period. Flush the lines then turn the water off promptly. Tailwater (run-off water) from irrigation should be recirculated. Do not apply within 45 days of harvest.

SOYBEANS

The following recommendations are for soybeans grown in all areas except in the Southeastern States:

VERNAM 7-E may be applied before planting, at planting, or immediately after planting. When applying at or after planting, care must be taken not to disturb the crop seed or seedlings. Use 2-1/3 pints on coarse textured (sandy-light) soils, 3 pints on medium to fine textured (sandy-loam to clay loam - medium to heavy) soils, 3-1/2 pints on very fine textured (clay - very heavy) soils.

For soybeans grown in the Southeastern States including North Carolina, South Carolina, Georgia, Alabama, Florida and Eastern Tennessee (Tenn. River East):

VERNAM 7-E may be applied before planting, at planting, or immediately after planting. For incorporated applications made before planting, do not plant in deep furrows, or use shanks or other device ahead of planter which bring up untreated soil to the surface. For furrow planted soybeans, apply VERNAM 7-E at or immediately after planting in bands over the row and incorporate with row wheels only. When applying at or after planting, care must be taken not to disturb the crop seed or seedlings. Use 2-1/3 pints on coarse textured (sandy-light) soils; 3 pints on medium to fine textured (sandy loam to clay loam-medium to heavy) soils.

NOTE: In areas where beds are made prior to planting soybeans, VERNAM 7-E may be applied in a band immediately ahead of the bedding discs, set to cover the VERNAM 7-E with 3 to 4 inches of soil. If bed levelers are used before planting soybeans, make the beds higher to compensate for leveling, so 2 to 3 inches of soil remain over the treatment after the planting operation is done.

SWEET POTATOES (VERNAM 7-E is not recommended on sweet potatoes in the states of New Jersey, Maryland, Virginia, Delaware and California).

- A. For a broadcast bed-up application, apply 1-3/4 pints of VERNAM 7-E per acre immediately ahead of bedding discs set to cover VERNAM 7-E with 3 to 4 inches of soil.
- B. For a band bed-over application - reduce the broadcast rate (broadcast rate for this method is 3-1/3 pints per acre) proportionately depending upon band width and row spacing. Apply VERNAM 7-E immediately ahead of bedding discs set to cover VERNAM 7-E with 3 to 4 inches of soil. Set discs so that treated soil is not folded in.
- C. For a broadcast incorporation application, apply VERNAM 7-E at 2-1/3 pints per acre and disc incorporate just before making beds (if beds are made) and transplanting.

NOTE: With methods A and B, if bed levelers are used when transplanting, make the beds higher to compensate for leveling, so 3 to 4 inches of soil covers VERNAM 7-E after transplanting.

SEQUENTIAL APPLICATIONS

IMPORTANT: Always consult exact label of each herbicide used for specific recommendations and limitations.

For control of weeds not listed on the VERNAM 7-E label, and for increased control of labeled broadleaf weeds, the following herbicides are suggested as overlay treatments after preplant applications of VERNAM 7-E:

PEANUTS

DYANAP* 3 lbs./gal. liquid

Broadcast rates per acre:

Apply at cracking at the rate of 6 quarts per acre.

ENIDE* 50W + DINITRO (PREMERGE 3 lbs./gal.)

Broadcast rates per acre:

Apply at cracking or up to 7 days after at the rate of 4 lbs. ENIDE 50W and 2 quarts PREMERGE per acre.

LASSO* 4-EC (4 lbs. a.i./gal.) + DINITRO (PREMERGE 3 lbs./gal.)

Broadcast rates per acre:

Apply at cracking at the rate of 2 to 3 quarts of LASSO 4-EC and 2 quarts of PREMERGE per acre.

809.7

SOYBEANS

AMIBEN* 2 lbs./gal. liquid

Broadcast rates per acre:

Coarse textured (light) soils - 1 Gallon
 Medium textured (medium) soils - 1-1/8 Gallons
 Fine textured (heavy) soils - 1-1/2 Gallons

BASAGRAN* 4 lbs./gal. liquid

Broadcast rates per acre: Apply 3/4 to 1 quart per acre.
 Rates depend upon weeds to be controlled. Consult and follow
 the recommended rates on the BASAGRAN label.

DYANAP* 3 lbs./gal. liquid


Broadcast rates per acre: Use 6 quarts as a broadcast spray
 just after the soybeans are planted but before the soybeans
 plants emerge from the soil.

LOROX* 50W

Broadcast rates per acre:

Use 1 to 2-1/2 lbs. LOROX 50W per acre depending on soil
 type. Use on coarse to medium textured soils. Apply after
 planting before soybeans emerge. Plant soybeans at least
 1-3/4" deep on flat seed bed only to avoid possible crop
 injury. Do not use on sand or loamy sand or soil with less
 than 1% organic matter since crop injury may result.

- *AMIBEN-Reg. TM
 Union Carbide Agricultural Products Co., Inc.
- *BASAGRAN-Trademark
 BASF Aktiengesellschaft
- *DYANAP-Reg. TM
 Uniroyal Chemical, Inc.
- *ENIDE-Reg. TM
 Tuco, Division of the Upjohn Company
- *LASSO-Reg. TM
 Monsanto Company
- *LOROX-Reg. TM
 E. I. Du Pont de Nemours & Co., Inc.
- *PREMERGE-Reg. TM
 Dow Chemical Company



TANK MIX DIRECTIONS FOR USE ON PEANUTS

VERNAM 7-E may be combined with the compounds listed in this section for tank mix application on peanuts. Recommended rates for each tank mix are listed below. Mixing, spray equipment, soil incorporation, and planting directions for VERNAM 7-E tank mixes on peanuts are listed at the end of the peanut tank mix section.

VERNAM 7-E/BALAN *1.5 EC FOR PEANUTS

How to use VERNAM 7-E and BALAN 1.5 EC
For Weed Control on Peanuts.

A tank mix combination of VERNAM 7-E and BALAN E.C. can be used prior to planting for weed control in peanuts.

NOTE: Follow all use precautions and warnings that appear on the BALAN 1.5 EC label and on the VERNAM 7-E label. Do not contaminate water by cleaning of equipment or disposal of wastes.

WEEDS CONTROLLEDAnnual Grasses:

Annual bluegrass
Barnyardgrass - watergrass
Crabgrass
Crowfootgrass
Fall Panicum
Field sandbur
Foxtails
Goosegrass
Junglerice
Ryegrass
Johnsongrass, seedling
Texas panicum - (buffalograss)
 - (coloradograss)

Perennial Grasses:

Nutsedge - nutgrass

Annual Broadleaf Weeds:

Balloonvine*
Carpetweed
Chickweed
Lambsquarters, common
Florida purslane - pusley
Knotweed
Palmer amaranth - carelessweed
Pigweed
Purslane
Redmaids

*In Alabama Only

APPLICATION DIRECTIONS

The following directions give broadcast rates of VERNAM 7-E and BALAN 1.5 EC for application prior to planting. Do not apply this combination after planting. BALAN 1.5 EC is not recommended for use on muck or other soil high in organic matter content.

*BALAN - Registered trademark of Elanco Products Company

Broadcast Rates Per Acre (Conventional spray and center pivot sprinklers):

Apply 2-1/3 pints VERNAM 7-E plus 3 quarts BALAN 1.5-EC on coarse and medium textured (sandy and loam-light and medium) soils.

Apply 3 pints VERNAM 7-E plus 4 quarts BALAN 1.5 EC on fine textured (silt and clay-heavy) soils.

CENTER PIVOT SPRINKLER APPLICATION:

(Limit use to the Southeastern U.S. only.)

Apply VERNAM 7-E/BALAN 1.5-EC with irrigation water before planting or immediately after planting before either peanuts or weeds emerge. It is important that application be done immediately after the last tillage operation since poor results will occur if the weeds have germinated before application of the herbicides. Meter the premixed VERNAM 7-E/BALAN 1.5-EC into the irrigation water during the entire period. Apply in 1/2 inch of water.

USE PRECAUTIONS:

- A. Apply the product only through center pivot irrigation systems containing anti-siphon and check valves which will prevent water source contamination and overflow of the slurry tank and containing interlocking controls between the metering device and the water pump to insure simultaneous shut-off.
- B. Inject the product with a positive displacement pump into the main line ahead of a right angle turn to insure adequate mixing.
- C. Application of more than recommended quantities of irrigation water may result in decreased product performance by removing the chemical from the zone of effectiveness.
- D. Do not apply when wind speed favors drift, when system connections or fittings leak, when nozzles do not provide uniform distribution or when lines containing the product must be dismantled and drained.

VERNAM® 7-E/TREFLAN 4-EC FOR PEANUTS

Selective Herbicide -- Tank Mix Directions

For TEXAS and OKLAHOMA ONLY

How to use VERNAM 7-E and TREFLAN 4-EC as a spray tank mix for weed control on peanuts.

A tank mix combination of VERNAM 7-E and TREFLAN 4-EC can be used prior to planting for weed control in peanuts. The combination will control a broader spectrum of weeds than either material used alone. It is especially useful where nutgrass and Texas Panicum are a problem.

WEEDS CONTROLLEDANNUAL GRASSES:

Annual Bluegrass
 Barnyardgrass (Watergrass)
 Brachiaria
 Bromegrass
 Cheat
 Crabgrass
 Fall Panicum
 Foxtails (including Giant Foxtail)
 Goosegrass
 Junglerice
 Johnsongrass, seedling
 Sandbur
 Sprangletop
 Stinkgrass
 Texas Panicum (Coloradograss)

ANNUAL BROADLEAVES:

Battonvine*
 Carpetweed
 Carelessweed
 Chickweed
 Florida purslane - pusley
 Goosefoot
 Knotweed
 Kochia
 Lambsquarters
 Pigweeds (Spiny, Redroot)
 Puncturevine
 Purslane
 Russian Thistle
 Stinging Nettle

*In Alabama Only

PERENNIAL GRASSES:

Nutsedge (Nutgrass)

APPLICATIONS DIRECTIONS

The following directions give broadcast rates for VERNAM 7-E and TREFLAN 4-EC as a spray tank mix for application prior to planting. Read and follow all directions, use limitations, precautions and warnings that appear on the TREFLAN 4-EC and VERNAM 7-E labels.

Broadcast rates per Acre:

Apply and incorporate before planting 2-1/3 pints of VERNAM 7-E and 1 pint TREFLAN 4-EC per acre. For band applications, reduce dosage proportionately, depending on row spacing and band width to be treated.

Use the following directions for the VERNAM 7-E tank mixes on peanuts.

MIXING:

Add the recommended rates of the herbicides to the spray tank during filling and mix thoroughly. Begin adding the herbicides when spray tank is half full. Apply in 10 to 50 gallons of water per acre.

SPRAY EQUIPMENT:

Use a properly calibrated, low pressure, boom-type sprayer having good agitation. Check frequently during application to be sure nozzles are free from clogging and are delivering a uniform spray pattern.

SOIL INCORPORATION:

The tank mix combinations must be mixed (incorporated) into the soil immediately after application. Whenever possible, application and incorporation should be done in the same operation. This can be done by mounting the tanks and boom right on the incorporation rig.


For thorough incorporation, use the following equipment: TANDEM DISC: Set to cut 3 to 6 inches operated at 4-6 mph, followed by a spike-toothed harrow or some other leveling device, which extends beyond the ends of the disc. For thorough mixing, disc in two different directions (cross-disc).

OR: POWER DRIVEN cultivation equipment (tillers, cultivators, hoes) set to cut 2 to 3 inches deep.

Shallow incorporation of less than 2 inches may result in erratic weed control.

PLANTING:

Peanuts should be planted within 48 hours after the combination has been applied to obtain the maximum period of weed control during the growing season.



APPLICATION DIRECTIONS

Read and follow all directions, use limitations, precautions and warnings that appear on the VERNAM 7-E and TREFLAN E.C. labels. Do not contaminate water by cleaning of equipment or disposal of wastes.

APPLICATION RATES

Broadcast Rates/Acre

<u>Soil Texture</u>	<u>VERNAM 7-E*</u>	<u>TREFLAN 4-EC*</u>
Coarse (light-sandy soils)	2-1/3 pints	1 pint
Medium (silt loam & sandy clay soils)	2-1/3 to 3** pints	1 to 1-1/2 pints
Fine (heavy-clay soils)	3 to 3-1/2 pints	1 to 2 pints

*For rhizome johnsongrass suppression use the high rates of TREFLAN 4-EC and VERNAM 7-E.

**For nutgrass, wild cane and velvetleaf control, use the high rate of 3 pints VERNAM 7-E on medium textured soils.

For Rhizome Johnsongrass - Use mold board plow, chisel plow or similar implement to bring rhizomes to the top of the soil. Then follow with a disc set to cut 4-6 inches deep and operate in two different directions at 4-6 mph before application to cut the rhizomes into small (2-3 inch) pieces. This should also destroy any emerged johnsongrass.

Cultivation is suggested in addition to VERNAM 7-E/TREFLAN 4-EC treatment in fields with moderate to heavy infestations of nutgrass, wild cane, velvetleaf, and johnsongrass rhizomes.

VERNAM 7-E/TREFLAN 4-E/METRIBUZIN TANK MIX DIRECTIONS

How to use VERNAM 7-E and TREFLAN 4-EC and METRIBUZIN (4-L or 50-WP) as a spray tank mix.

A tank mix of VERNAM 7-E (7 pounds active ingredient per gallon) and TREFLAN 4-EC (4 pounds active ingredient per gallon) and METRIBUZIN 4-L (4 pounds active ingredient per gallon) or METRIBUZIN 50-WP (50% active ingredient by weight) can be used prior to planting for weed control in soybeans.

The combination will control a broader spectrum of weeds than the VERNAM 7-E/TREFLAN 4-EC tank mix.

WEEDS CONTROLLED:

Annual Grasses:

- Annual bluegrass
- Barnyardgrass (watergrass)
- Brachiaria
- Bromegrass
- Cheat
- Crabgrass
- Fall Panicum
- Field bindweed
- Foxtail
- Goosegrass
- Junglerice
- Johnsongrass, seedling
- Sprangletop
- Stinkgrass
- Texas panicum - (buffalograss)
(coloradograss)
- Wild cane

Annual Broadleaf Weeds:

- Balloonvine**
- Carpetweed
- Chickweed
-
- Common lambsquarters
- Common ragweed
- Florida pusley
- Goosefoot
- Knotweed
- Kochia
- Palmer Amaranth (carelessweed)
- Pennsylvania smartweed
- Pigweed
- Prickly sida
- Purslane
- Russian thistle
- Sicklepod (coffeeweed)
- Stinging nettle
- Velvetleaf (buttonweed)
- Verice Mallow

Perennial Grasses:

- Purple Nutsedge - nutgrass
- Yellow Nutsedge - nutgrass
- Rhizome Johnsongrass*

*Suppression
**In Alabama Only

APPLICATION DIRECTIONS

Read and follow all directions, use limitations, precautions and warnings that appear on the VERNAM 7-E, TREFLAN 4-EC and appropriate METRIBUZIN (4-L or 50-WP) labels. Do not contaminate water by cleaning of equipment or disposal of wastes.

APPLICATION RATES

<u>Soil Texture</u>	<u>VERNAM 7-E*</u>	<u>Broadcast Rates/Acre</u>	
		<u>TREFLAN 4-EC</u>	<u>METRIBUZIN 4L or 50WP</u>
Medium (silt loam & sandy clay soils)	2 1/3 to 3** pints	1 pint	1/2 pint or 1/2 pound
Fine (heavy-clay soils)	3 to 3 1/2 pints	1 pint	1/2-3/4 pint or 1/2-3/4 pound

*For Rhizome johnsongrass suppression use the high rate of VERNAM 7-E.

**For nutsedge, wild cane, and velvetleaf control, use the high rate of 3 pints of VERNAM on medium-textured soils.

Do not use the VERNAM/TREFLAN/METRIBUZIN tank mix on coarse (light sandy) soils.

For Rhizome johnsongrass-use mold board plow, chisel plow or similar implement to bring rhizomes to the top of the soil. Then follow with a disc set to cut 4-6 inches deep and operate to two different directions at 4-6 mph before application to cut the rhizomes into small (2-3 inch) pieces. This should also destroy any emerged johnsongrass.

Cultivation is suggested in addition to VERNAM 7-E/TREFLAN 4-EC/METRIBUZIN (4-L or 50-WP) treatment in fields with moderate to heavy infestations of nutgrass, wild cane, velvetleaf, and johnsongrass rhizomes.

VERNAM 7-E/AMIBEN* TANK MIX DIRECTIONS

How to use VERNAM 7-E and AMIBEN as a spray tank mix for weed control on soybeans.

A tank mix combination of VERNAM 7-E (7 pounds active ingredient per gallon) and AMIBEN (2 pounds active ingredient per gallon) can be used prior to planting, for weed control in soybeans.

The combination will control a broader spectrum of weeds than either material used alone.

WEEDS CONTROLLED.

Annual Grasses:

Barnyardgrass (watergrass)
Crabgrass
Foxtail; (Giant, green, yellow)
German millet
Goosegrass
Johnsongrass, seedling
Stinkgrass

Perennial Grasses:

Purple nutsedge - nutgrass
Yellow nutsedge - nutgrass

Annual Broadleaves:

Carpetweed
Chickweed
Coffeeweed
Florida pusley
Kochia
Lambsquarters, common
Morningglory, annual
Mustard, wild
Nightshade, black
Pigweed; (redroot, smooth)
Prickly sida - teaweed
Purslane
Ragweed, common :...:
Sicklepod :...:
Smartweed, Pennsylvania :...:
Spurge, annual .
Velvetleaf (buttonweed):

APPLICATION DIRECTIONS

Read and follow all directions, use limitations, precautions and warnings that appear on the VERNAM 7-E and AMIBEN labels. Do not contaminate water by cleaning of equipment or disposal of wastes.

APPLICATION RATES:

Broadcast rates/Acre

<u>Soil Texture</u>	<u>VERNAM 7-E</u>	<u>AMIBEN</u>
Medium (silt loam & sandy clay soils)	2 1/3 pints	3 quarts

For mixing, spray equipment, soil incorporation, and planting directions, refer to the directions at the end of the VERNAM 7-E tank mix on soybeans section of this label.

*Amiben Registered Trademark of Union Carbide Agricultural Products Co., Inc.

VERNAM 7-E/BASALIN* 4-E TANK MIX DIRECTIONS

How to use VERNAM 7-E and BASALIN 4-E as a spray tank mix on soybeans.

A tank mix combination of VERNAM 7-E (7 pounds active ingredient per gallon) and BASALIN (4 pounds active ingredient per gallon) can be used prior to planting for weed control in soybeans.

The combination will provide better weed control than either herbicide used alone.

*BASALIN Registered trademark of BASF Wyandotte Corp.

WEEDS CONTROLLED:

Annual Grasses:


- Barnyardgrass - watergrass
- Crabgrass
- Foxtail (Giant, green, yellow)
- German millet
- Goosegrass
- Johnsongrass, seedling

Annual Broadleaves:

- Carpetweed
- Florida pusley
- Lambsquarters, common
- Morningglory, annual
- Pigweed; redroot, smooth
- Purslane
- Sicklepod
- Velvetleaf - buttonweed

Perennial Grasses:

- Purple nutsedge - nutgrass
- Yellow nutsedge - nutgrass



APPLICATION DIRECTIONS

Read and follow all directions, use limitations, precautions and warnings that appear on the VERNAM 7-E and BASALIN 4-E labels. Do not graze treated plant parts to livestock. Do not contaminate water by cleaning of equipment or disposal of wastes.



APPLICATION RATES:

Broadcast rates/Acre:

<u>Soil Texture</u>	<u>VERNAM 7-E</u>	<u>BASALIN 4-E</u>
Coarse (light-sandy soils)	1-3/4 pints	3/4 pint
Medium (silt loam and sandy clay soils)	2-1/3 pints	1 pint

For mixing, spray equipment, soil incorporation, and planting directions, refer to the directions at the end of the VERNAM 7-E tank mix on soybeans section of this label.

VERNAM 7-E/LASSO* 4-EC TANK MIX DIRECTIONS

How to use VERNAM 7-E and LASSO 4-EC as a spray tank mix for weed control on soybeans.

A tank mix combination of VERNAM 7-E (7 pounds active ingredient per gallon) and LASSO 4-EC (4 pounds active ingredient per gallon) can be used prior to planting for weed control in soybeans grown in North Central States of Michigan, Indiana, and Illinois. Do not use on sand or loamy sandy soils as injury may occur.

The combination will provide better weed control than either herbicide used alone.

WEEDS CONTROLLED:

Annual Grasses:

- Barnyardgrass (watergrass)
- Crabgrass
- Fall panicum
- Foxtail (Giant, green, yellow)
- Goosegrass
- Johnsongrass, seedling

Annual Broadleaves:

- Carpetweed
- Florida pusley
- Lambsquarters, common
- Morningglory, annual
- Pennsylvania smartweed
- Pigweed; redroot, smooth
- Purslane
- Sicklepod
- Velvetleaf (buttonweed)

Perennial Grasses:

- Purple nutsedge (nutgrass)
- Yellow nutsedge (nutgrass)

.....
.
..:

APPLICATION DIRECTIONS

Read and follow all directions, use limitations, precautions and warnings that appear on the VERNAM 7-E and LASSO 4-EC labels. Do not contaminate water by cleaning of equipment or disposal of wastes.

APPLICATION RATES:

Broadcast rates/Acre:

<u>Soil Texture</u>	<u>VERNAM 7-E</u>	<u>LASSO 4-EC</u>
Coarse (light-sandy soils)	1-3/4 pints	2 pints
Medium (silt loam and sandy clay soils)	2-1/3 pints**	3 pints
Fine (heavy - clay soils)	3 pints	4 pints

**For nutgrass and velvetleaf control, use the rate of 3 pints of VERNAM 7-E on medium and fine textured (medium and heavy - clay) soils.

For Mixing, Spray Equipment, Soil Incorporation, and Planting directions, refer to the directions at the end of the VERNAM 7-E tank mix on soybean section of this label.

*Reg. of Monsanto Company

VERNAM 7-E/PROWL* 4-E TANK MIX DIRECTIONS

How to use VERNAM 7-E and PROWL 4-E as a spray tank mix for weed control on soybeans.

A tank mix combination of VERNAM 7-E (7 pounds active ingredient per gallon) and PROWL 4-E (4 pounds active ingredient per gallon) can be used prior to planting for weed control in soybeans.

The combination will provide better weed control than either herbicide use alone.

WEEDS CONTROLLED:

Annual Grasses:

Barnyardgrass (watergrass)
 Crabgrass
 Foxtail millet
 Foxtail (Giant, green, yellow)
 Goosegrass
 Johnsongrass, seedling

Annual Broadleaves:

Carpetweed
 Florida pusley
 Lambsquarters, common
 Morningglory, annual
 Pigweed; redroot, smooth
 Purslane
 Sicklepod
 Velvetleaf (buttonweed)

Perennial Grasses:

Purple nutsedge (nutgrass)
 Yellow nutsedge (nutgrass)

APPLICATION DIRECTIONS

Read and follow all directions, use limitations, precautions and warnings that appear on the VERNAM 7-E and PROWL 4-E labels. Do not contaminate water by cleaning of equipment or disposal of wastes.

APPLICATION RATES:

Broadcast rates/Acre:

<u>Soil Texture</u>	<u>VERNAM 7-E</u>	<u>PROWL 4-E</u>
Coarse (light-sandy soils)	1-3/4 pints	3/4 pints
Medium (silt loam and sandy clay soils)	2-1/3 pints**	1 pints
Fine (heavy - clay soils)	3 pints	1-1/2 pints

**For nutgrass and velvetleaf control, use the rate of 3 pints of VERNAM 7-E on medium textured (medium and heavy - clay) soils.

For mixing, spray equipment, soil incorporation, and planting directions, refer to the directions at the end of the VERNAM 7-E tank mix on soybean section of this label.

*Prowl Reg. " of American Cyanamid Company.

VERNAM 7-E/TOLBAN* 4-E TANK MIX DIRECTIONS

How to use VERNAM 7-E and TOLBAN® 4-E as a spray tank mix for weed control on soybeans.

A tank mix combination of VERNAM 7-E (7 pounds active ingredient per gallon) and TOLBAN 4-E (4 pounds active ingredient per gallon) can be used prior to planting for weed control in soybeans.

The combination will provide better weed control than either herbicide use alone.

WEEDS CONTROLLED:

Annual Grasses:

Barnyardgrass (watergrass)
 Crabgrass
 Foxtail (Giant, green, yellow)
 German millet
 Goosegrass
 Johnsongrass, seedling

Annual Broadleaves:.....

Carpetweed :.....
 Florida pusley .
 Lambsquarters, common :
 Morningglory, annual
 Pigweed; redroot, smooth
 Purslane
 Sicklepod
 Velvetleaf (buttonweed)

Perennial Grasses:

Purple nutsedge (nutgrass)
 Yellow nutsedge (nutgrass)

APPLICATION DIRECTIONS

Read and follow all directions, use limitations, precautions and warnings that appear on the VERNAM 7-E and TOLBAN 4-E labels. Do not contaminate water by cleaning of equipment or disposal of wastes.

APPLICATION RATES:Broadcast rates/Acre:

<u>Soil Texture</u>	<u>VERNAM 7-E</u>	<u>TOLBAN 4-E</u>
Coarse (light-sandy soils)	1-3/4 pints	3/4 pints
Medium (silt loam and sandy clay soils)	2-1/3 pints**	1 pints
Fine (heavy - clay soils)	3 pints	1-1/2 pints

**For nutgrass and velvetleaf control, use the rate of 3 pints of VERNAM 7-E on medium textured soils.

For mixing, spray equipment, soil incorporation, and planting directions, refer to the directions at the end of the VERNAM 7-E tank mix on soybean section of this label.

*TOLBAN Registered [®] of Ciba-Geigy Corp.

USE THE FOLLOWING DIRECTIONS FOR THE VERNAM 7-E TANK MIXES ON SOYBEANS.Mixing:

Add the recommended rates of both VERNAM 7-E and TREFLAN 4-EC to the spray tank during filling and mix thoroughly. Begin adding the herbicides when spray tank is half full. Apply in 10-50 gallons of water per acre.

Spray Equipment:

:....:

Use a properly calibrated, low pressure, boom-type sprayer having good agitation. Check frequently during application to be sure nozzles are free from clogging and delivering a uniform spray pattern.

DRY FERTILIZER STATEMENT

VERNAM 7-E/TREFLAN 4-EC tank mix may be impregnated on many dry bulk fertilizers for use on soybeans. However, uniform distribution of VERNAM 7-E/TREFLAN 4-EC on fertilizer particles and uniform application are necessary to assure good results. See Appendix II giving directions for impregnation and use.

Soil Incorporation:

The tank mix combinations with VERNAM 7-E must be mixed (incorporated) into the soil immediately after application. Whenever possible, application and incorporation should be done in the same operation. This can be done by mounting the tanks and boom right on the incorporation rig.

For thorough incorporation, use the following equipment:

Tandem Disc - Set to cut to a depth of 4 inches, followed by a spiked-tooth harrow or some other leveling device which extends beyond the ends of the disc. For thorough mixing, disc in two different directions (cross disc).

OR: Power-driven cultivation equipment set to cut to a depth of 2-3 inches.

Planting:

Do not plant seed deeper than 2 inches. Seeding can be done immediately, or it may be delayed up to 10 days. If it is necessary to work the soil following application and incorporation, but before planting, do not work the soil deeper than the depth the herbicide was incorporated i.e., no more than 1/2 the depth the herbicides were incorporated. To avoid removing the herbicide from the row (with loss of weed control in the row) do not move or shape soil after treatment, such as by planting in deep furrows.

••••
••••
•
•••

APPENDIX I

PROCEDURE FOR TESTING THE COMPATIBILITY OF VERNAM 7-E AND COMBINATIONS WITH FLUID FERTILIZERS

The following procedure is suggested for determining whether VERNAM 7-E may be combined with a specific fluid fertilizer for spray tank application.

MATERIALS REQUIRED:

1. VERNAM 7-E and/or combination.
2. Fluid fertilizer to be used.
3. Adjuvant for fertilizer tank mix: Compex*, Sponto 168-D*, Unite* or equivalent. The adjuvant which provides the best compatibility depends on the specific fertilizer under consideration.

*Compex[™], Kalo Laboratories, Inc., Kansas City, Missouri;
 Sponto 168-D[™], Witco Chemical Company, Houston, Texas;
 Unite, Hopkins Agricultural Chemical Company, Madison, Wisconsin.

4. Two one-quart, wide-mouth glass jars with lid.
5. Measuring spoons; a 25 ml pipette or graduated cylinder provides more accurate measurement; 1 tablespoon equals 3 teaspoons, 1 teaspoon equals approximately 5 milliliters.
6. Measuring cup, 8 oz. (237 ml).

PROCEDURE:

1. Pour a pint (about 473 ml) of the fluid fertilizer into each of the quart jars.
2. Add adjuvant to one of the jars and mix (see rate table).
3. Add the VERNAM 7-E to the desired combinations of herbicide to both jars (see rate table for VERNAM 7-E).
4. Close both jars with lid and mix the contents by turning the jars upside down ten times.
5. Inspect the surface and body of the mixtures --
 - (A) Immediately after completing the jar inversions.
 - (B) After allowing the jars to stand quietly for 30 minutes.
 - (C) And then again after turning the jars upside down 10 times.

APPENDIX I
 (continued)

If a uniform mix cannot be made, the mixture should not be used. If either mixture remains uniform for 30 minutes, the combination may be used. Should either mixture separate after 30 minutes, but readily remix uniformly with the jar inversions, the mixture can be used if adequate agitation is maintained in the tank. If the mixture with adjuvant is satisfactory, but the one without adjuvant is not, be sure to use the adjuvant in the spray tank. Add the adjuvant first at a rate of 3 pints per 100 gallons of fluid fertilizer; foaming can be minimize by using moderate agitation.

If nondispersible oil, sludge or clumps of solids form in the mixtures, the combinations should not be used.

Rate Table For VERNAM 7-E and Adjuvant**
 With The Fluid Fertilizer

Gallons of Fluid Fertilizer To Be Applied Per Acre	Ml. or Tsp. of VERNAM 7-E* To Be Added To 1 Pint of Fertilizer	
	VERNAM 7-E	
	Ml.	Tsp.
10	7	1-1/3
15	5	1
20	4	3/4
25	3	2/3
30	2	1/2
40	2	1/2

* Based on field rate of 1 pound active ingredient per acre in the fertilizer volumes indicated. Increase volume proportionately to correspond with intended field rate in terms of pounds active ingredient per acre (e.g. for field rate of 4 pounds actual VERNAM 7-E in 40 gallons fertilizer per acre, add 8 ml. or 2 tsp. VERNAM 7-E to each jar for compatibility testing purposes).

** Two (2) milliliters or one-half (1/2) teaspoon of adjuvant should be added to 1 pint of fluid fertilizer in order to equal the rate of 3 pints of adjuvant per 100 gallons of fluid fertilizer.

APPENDIX II

VERNAM 7-E and VERNAM/TREFLAN 4-EC
IMPREGNATION ON DRY BULK FERTILIZERS

CAUTION: VERNAM 7-E alone or in combination with other herbicides must not be impregnated on ammonium nitrate, sodium nitrate or potassium nitrate. Such mixtures may cause explosion and fire.

VERNAM 7-E alone may be impregnated on many* dry bulk fertilizer for use on registered crops. VERNAM 7-E in combination with TREFLAN may be impregnated on many* dry bulk fertilizers and applied and incorporated in the soil before planting for the control of labeled grasses and broadleaf weeds in soybeans.

Field results have shown that VERNAM 7E and VERNAM/TREFLAN 4-EC on bulk dry fertilizers give weed control equal to VERNAM 7-E or VERNAM 7-E/TREFLAN 4-EC applied as a spray in water or liquid fertilizer. However, uniform impregnation of herbicide solution on the dry fertilizer particles and uniform application in the field are necessary to assure good results.

For impregnating pesticides on dry fertilizers, use a closed rotary-drum mixer or a similar type of closed blender equipped with suitable spray equipment. The spray nozzle (or nozzles) should be positioned inside of the mixer to provide uniform spray coverage of the tumbling fertilizer. For the VERNAM 7-E/TREFLAN 4-EC combination, premix in the proper use ratio to prepare a uniform solution for joint spray impregnation. The physical properties of fertilizers vary, particularly in liquid absorptive capacity. When absorptivity is sufficient, simple spray impregnation of the fertilizer with VERNAM 7-E or VERNAM 7-E/TREFLAN 4-EC provides a satisfactory, dry mixture. If the absorptive capacity is inadequate, use of a highly absorptive powder is required to provide a dry, flowable mixture. Microcel E (Johns-Manville Products Corp.) is the recommended absorbent powder. It should be added separately and uniformly to the prepared VERNAM 7E or VERNAM 7-E/TREFLAN 4-EC fertilizer mixture, in a quantity that is sufficient to provide a suitably flowable mixture. Generally less than 2% by weight of Microcel E is required. The amount of product actually required in the manufacture of individual fertilizer mixture should be determined carefully for each production operation. This is necessary to ensure that the amount of VERNAM 7-E/TREFLAN 4-EC actually contained in the mixture applied to the soil represents the correct rate of use.

All VERNAM 7-E and TREFLAN 4-EC label recommendations regarding rates per acre, soil incorporation, application, cautions, general use precautions and other directions must be followed.

All individual state regulations relating to bulk dry fertilizer blending, registration, labeling and application are the responsibility of the individual and/or company selling the fertilizer and VERNAM 7-E and/or VERNAM/TREFLAN 4-EC mixture.

APPENDIX II
(continued)

A minimum of 200 pounds and a maximum of 450 pounds of approved ingredients* impregnated with VERNAM 7-E/TREFLAN 4-EC at the recommended rate must be applied per acre.

Bulk fertilizer impregnated with VERNAM 7-E should be applied immediately, not stored. It is recommended that all bulk containers be tightly covered while the product is being transported and applied to reduce chances of VERNAM 7-E loss via volatilization.

*Approved Dry Fertilizer Ingredients

	<u>N</u>	<u>P</u>	<u>K</u>
Ammonium Sulfate	21	0	0
Diammonium Phosphate	18	46	0
Potassium Chloride	0	0	60
(Single) Superphosphate	0	20	0
Triple Superphosphate	0	46	0
Urea	45	0	0
Ammonium Phosphate-Sulfate	16	20	0
Potassium Sulfate	0	0	52

NOTE: Sul-PO-MAG, K-MAG, and 11-48-0 have been shown to be compatible with VERNAM 7-E plus TREFLAN 4-EC and are approved for use.

VERNAM 7-E Typical Physical Data

Pounds/Gallon, 20/20°C	7.88	Approximate (varies with temperature)
Flashpoint:	186°F	(tagliabue closed cup).....
Viscosity:	Sprayable down to minus 20°F
	
	

VERNAM 7E

RATE CHART FOR THE IMPREGNATION OF DRY BULK FERTILIZERS
WITH VERNAM 7-E and VERNAM/TREFLAN 4-EC ADDED TO A TON OF FERTILIZER

Fertilizer Rate Per Acre	VERNAM 7-E Rate/Acre				
	1-3/4 pts.	2-1/3 pts.	3 pts.	4-1/2 pts.	7 pts.
200 lbs.	8-3/4 qts./ton	11-2/3 qts./ton	15 qts./ton	22-1/2 qts./ton	35 qts./ton
250 lbs.	7 qts./ton	9-1/3 qts./ton	12 qts./ton	18 qts./ton	28 qts./ton
300 lbs.	5-4/5 qts./ton	7-3/4 qts./ton	10 qts./ton	15 qts./ton	23 qts./ton
350 lbs.	5 qts./ton	6-2/3 qts./ton	8-3/5 qts./ton	13 qts./ton	20 qts./ton
400 lbs.	4-1/3 qts./ton	5-4/5 qts./ton	7-1/2 qts./ton	11-1/4 qts./ton	17-1/2 qts./ton
450 lbs.	3-4/5 qts./ton	5-1/5 qts./ton	6-2/3 qts./ton	10 qts./ton	15-1/2 qts./ton

*Refer to application rates under "APPLICATION DIRECTIONS".

