

10F13 PM25
476-2041

EPA



Sutant

ACCEPTED
NOV 20 1980
U.S. Insecticide,
Fungicide, and Rodenticide Act,
as amended, for this pesticide
registered under
EPA Reg. No. 476-2041

IMPORTANT

See attached booklet for Use Precautions, Directions for Use and Recommendations.
Read all label directions before using.

7-E

NOTICE - READ CAREFULLY

CONDITIONS OF SALE
Stauffer (and seller) offer(s) this product for sale subject to, and buyer and all users are deemed to have accepted, the following conditions of sale and warranty which may only be varied by written agreement of a duly authorized representative of Stauffer.

WARRANTY LIMITATION
Stauffer warrants that this product conforms to the chemical description on the label and is reasonably fit for the purposes referred to in the directions for use on the label subject to the inherent risks referred to below. Stauffer makes no other express warranties: **THERE IS NO IMPLIED WARRANTY OF MERCHANTABILITY** and there are no warranties which extend beyond the description on the label hereof.

INHERENT RISKS
The directions for use of this product are believed to be reliable and should be followed carefully. However, it is impossible to eliminate all risks associated with use. Buyer assumes all risks associated with use or application of this product contrary to label instructions or resulting from extraordinary weather conditions.

LIMITATION OF LIABILITY
In no case shall Stauffer be liable for special, indirect, or consequential damages resulting from the use or handling of this product and no claim of any kind shall be greater in amount than the purchase price of the product in respect of which such damages are claimed.

EPA Est. 476-NB-1

STORAGE AND DISPOSAL

PROHIBITIONS:
Do not contaminate water, food, or feed by storage or disposal. Open dumping is prohibited.

PESTICIDE DISPOSAL:
Rinse spray equipment. Pesticide, spray mixture, or rinsate that cannot be used or chemically reprocessed should be disposed of in a landfill approved for pesticides.

CONTAINER DISPOSAL:
Triple rinse (or equivalent), perforate rinsed containers, and offer for disposal in a landfill approved for pesticides. Do not reuse.

GENERAL:
Consult federal, state or local disposal authorities for approved alternative procedures.



20F13

EPA



Sutan +

Keep Out of Reach of Children

CAUTION


Harmful if Swallowed

Avoid contact with skin and eyes. Avoid breathing spray mist. Wear rubber gloves and fresh clothing. Wash skin with soap and water immediately after contact. Flush eyes with water.

EPA Reg. No. 476-2049-AA

Can be stored at temperatures as low as minus 50° F

5 GAL. NET 18.9 L



7-E

SELECTIVE HERBICIDE—EMULSIFIABLE LIQUID FOR CORN (FIELD, SWEET, SILAGE AND POPCORN)

Contains 7 lbs. of Active Ingredient per Gallon

ACTIVE INGREDIENT:

S-ethyl diisobutylthiocarbamate	88.2%
INERT INGREDIENTS	11.8%
	<u>100.0%</u>

SUTAN and SUTAN + are registered in the U.S. Patent and Trademark Office

This product is sold only for uses stated on its label. No express or implied license is granted to use or sell this product under any patent in any country except as specified: Country United States of America Patent No.: 4,021,224, 4,137,070

Made in U.S.A. by STAUFFER CHEMICAL COMPANY
Westport, CT 06880 WT 9-80

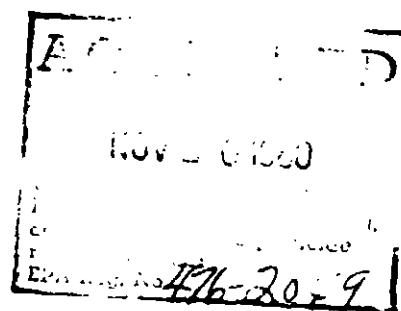
20



SUPPLEMENTAL LABEL DIRECTIONS FOR USE BY CUSTOM APPLICATORS ONLY

SUTAN + 7-E

Selective Herbicide for Corn (Field, Sweet, Silage and Popcorn)
EPA Reg. No. 476-2049-AA



INCORPORATION DIRECTIONS FOR SUTAN + 7-E AND TANK MIX COMBINATIONS OF SUTAN + 7-E/ATRAZINE, SUTAN + 7-E/BLADEX* AND SUTAN + 7-E/ATRAZINE/BLADEX; FOR USE BY CUSTOM APPLICATORS ONLY

It is a violation of Federal law to use this product in a manner inconsistent with its labeling.

Refer to Appendix I of the EPA-registered label for Soil Mixing (Incorporation) before Planting Directions.

SUTAN + 7-E must be incorporated into the soil immediately to prevent loss of the herbicide. Whenever possible, application and incorporation should be done in the same operation.

Loss of weed control will result from any "Time Lag"† in incorporation if SUTAN + 7-E is applied to a moist soil surface.

If there must be a "Time Lag" because application and incorporation are done in separate operations, SUTAN + 7-E must be applied to a soil surface which is dry (to at least ½ inch deep) and free from dew and incidental moisture.

If the "Time Lag" in incorporation is more than one hour, it is recommended that the higher rates of SUTAN + 7-E (4½ to 7 pints per acre) be used. Refer to the recommendations and application rates specified on the EPA-registered label. Never delay completion of incorporation more than four hours.

† "Time Lag" is the difference in time between when the applicator has finished the application and incorporation has been completed.

IMPORTANT: Thorough mixing of SUTAN + 7-E in the soil is necessary. The soil must be in good tilth. Improper discing or poor tilth (large clods) may result in unsatisfactory control.

All applicable directions, restrictions, and precautions on the EPA-registered label are to be followed.

This labeling must be in the possession of the user at the time of pesticide application.

SUTAN and SUTAN + are Registered in the U.S. Patent and Trademark Offices.

*BLADEX is a Registered Trademark of Shell Chemical Company.

NOTICE—READ CAREFULLY

CONDITIONS OF SALE: Stauffer (and seller) offer(s) this product for sale subject to, and buyer and all users are deemed to have accepted, the following conditions of sale and warranty which may only be varied by written agreement of a duly authorized representative of Stauffer.

WARRANTY LIMITATION: Stauffer warrants that this product conforms to the chemical description on the label and is reasonably fit for the purposes referred to in the directions for use on the label subject to the inherent risks referred to below. Stauffer makes no other express warranties: **THERE IS NO IMPLIED WARRANTY OF MERCHANTABILITY** and there are no warranties which extend beyond the description on the label hereof.

INHERENT RISKS: The directions for use of this product are believed to be reliable and should be followed carefully. However, it is impossible to eliminate all risks associated with use. Buyer assumes all risks associated with use or application of this product contrary to label instructions or resulting from extraordinary weather conditions.

LIMITATION OF LIABILITY: In no case shall Stauffer be liable for special, indirect or consequential damages resulting from the use or handling of this product and no claim of any kind shall be greater in amount than the purchase price of the product in respect of which such damages are claimed.

This product is sold only for uses stated on its label. No express or implied license is granted to use or sell this product under any patent in any country except as specified:
Country: U.S.A. Patent No.: 4,021,226; 4,137,070

4 of 13 1

**NOTICE—READ CAREFULLY
CONDITIONS OF SALE**

Stauffer (and seller) offer(s) this product for sale subject to, and buyer and all users are deemed to have accepted, the following conditions of sale and warranty which may only be varied by written agreement of a duly authorized representative of Stauffer

WARRANTY LIMITATION

Stauffer warrants that this product conforms to the chemical description on the label and is reasonably fit for the purposes referred to in the directions for use on the label subject to the inherent risks referred to below. Stauffer makes no other express warranties, THERE IS NO IMPLIED WARRANTY OF MERCHANTABILITY and there are no warranties which extend beyond the description on the label hereof

INHERENT RISKS

The directions for use of this product are believed to be reliable and should be followed carefully. However, it is impossible to eliminate all risks associated with use. Buyer assumes all risks associated with use or application of this product contrary to label instructions or resulting from extraordinary weather conditions

LIMITATION OF LIABILITY

In no case shall Stauffer be liable for special, indirect or consequential damages resulting from the use or handling of this product and no claim of any kind shall be greater in amount than the purchase price of the product in respect of which such damages are claimed

SUTAN and SUTAN + are Registered Trademarks of Stauffer Chemical Company
BLADEX is a Registered Trademark of Shell Chemical Company

WT 10-80

CONTENTS

Weeds Controlled by SUTAN + 7-E	2
General Use Precautions	3
Directions for Use of SUTAN + 7-E	5
Recommendations—SUTAN + 7-E	6
SUTAN + 7-E/ATRAZINE (80W or 4L)	10
Tank Mix Directions	13
Weeds Controlled by SUTAN + 7-E/ATRAZINE	13
Directions for Use of SUTAN + 7-E/ATRAZINE	15
Recommendations—SUTAN + 7-E/ATRAZINE	19
SUTAN + 7-E/BLADEX* (80W or 4L)	COMBINATION
General Information	21
Weeds Controlled by SUTAN + 7-E/BLADEX	22
Directions for Use of SUTAN + 7-E/BLADEX	25
Recommendations—SUTAN + 7-E/BLADEX	27
SUTAN + 7-E/ATRAZINE/BLADEX	3-Way Tank Mix Directions
Weeds Controlled by SUTAN + 7-E/ATRAZINE/BLADEX	29
Directions for Use of SUTAN + 7-E/ATRAZINE/BLADEX	30
Recommendations—SUTAN + 7-E/ATRAZINE/BLADEX	33
APPENDIX I	35
APPENDIX II	38
APPENDIX III	39
APPENDIX IV	44
STORAGE and DISPOSAL	46
	52

*BLADEX is the registered trademark of Shell Chemical Company

**WEEDS CONTROLLED BY
SUTAN + 7-E**

SUTAN + 7-E will not control established weeds.

ANNUAL GRASSES:

- Barnyardgrass. (*Echinochloa crus-galli*)
- Watergrass (*Digitaria spp.*)
- Crabgrass (*Panicum dichotomiflorum*)
- Fall Panicum (*Cynchrus luciflorus*)
- Field Sandbur* (*Setaria faberi*)
- Giant Foxtail (*Setaria viridis*)
- Green Foxtail (*Elyusine indica*)
- Goosegrass (*Cynodon dactylon*)
- Seeding Bermudagrass (*Sorghum japonense*)
- Seeding Johnsongrass* (*Panicum texanense*)
- Texas Panicum*† (*Sorghum spp.*)
- Buffalograss
- Coloradograss
- Volunteer Sorghum* (*Setaria glauca*)
- Wild Cane,* Shattercane, Black Amber Cane, Chicken Corn, Scatter Cane, See Wild Cane Rate and Cultural Recommendations
- Yellow Foxtail

*Cultivation is suggested in addition to the SUTAN + 7-E treatment in fields with moderate to heavy infestations of wild cane, seeding johnsongrass seedlings, Texas panicum or volunteer sorghum.
†Southeast Region only

ACTIVE INGREDIENT Sethyl disobutyltinocarbamate
INERT INGREDIENTS
Contains 7 Pounds of Active Ingredient Per Gallon

EPA Reg. No. 475-2008-AA

Keep Out of Reach of Children.

CAUTION

- Harmful if swallowed.
- Avoid contact with skin and eyes
- Avoid breathing spray mist
- Wear rubber gloves and fresh clothing
- Wash skin with soap and water immediately after contact
- Flush eyes with water

CAN BE STORED AT TEMPERATURES AS LOW AS MINUS 50° F
READ ALL LABEL DIRECTIONS BEFORE USING

This product is sold only for uses stated on its label. No express or implied license is granted to use or sell this product under any patent in any country except as specified. Country: United States of America. Patent No. 4,021,224 & 4,137,070



63 26
11 88
100 04

PERENNIAL WEEDS:

Purple Nutgrass, Nutsedge	(<i>Cyperus rotundus</i>)
Rhizome Bermudagrass†	(<i>Cynodon dactylon</i>)
Rhizome Johnsongrass*	(<i>Sorghum halepense</i>)
Yellow Nutgrass, Nutsedge	(<i>Cyperus esculentus</i>)

*Partial control (suppression) only
†Southeast Region only

Existing stands of nutgrass must be turned under and cultivated thoroughly before treatment. Cultivation is suggested in addition to SUTAN + 7-E treatment in fields with moderate to heavy nutgrass infestations.

NOTE: See special instructions under "RECOMMENDATIONS" for Johnsongrass and Rhizome Bermudagrass.

GENERAL USE PRECAUTIONS

Read all label directions before using.

Applied according to directions and under normal growing conditions, SUTAN + 7-E will not harm the treated crop. During germination and early stages of growth, extended periods of unusually cold and wet or hot and dry weather, insect or plant disease attack, carryover pesticide residues, the use of certain soil-applied systemic insecticides, improperly placed fertilizers or soil insecticides may create abnormal conditions that weaken crop seedlings. SUTAN + 7-E used under these abnormal conditions could result in crop injury.

When applied according to directions and when conditions exist for normal plant growth through the season, no harmful residues of SUTAN + 7-E should remain beyond harvest. In the Southeastern U.S., when SUTAN + 7-E is used for weed control in silage corn, do not seed small seeded grains after corn harvest until September.

Do not use on milo or sorghum. Do not use on corn seed stock (Breeder's, Foundation, or increase).

SUTAN + 7-E is recommended for use on mineral soils only (soils containing less than 10% organic matter).

Do not contaminate irrigation water (used for crops other than corn) or water used for domestic purposes.

Do not contaminate food or feed.

Keep container closed when not in use. Do not store near seeds or fertilizers.

Do not use in Arizona or in the ten Southernmost California counties (except Kern County where field and silage corn may be treated).

In irrigated areas, do not apply SUTAN + 7-E before pre-irrigation.

DIRECTIONS FOR USE OF SUTAN + 7-E

It is a violation of Federal law to use this product in a manner inconsistent with its labeling.

SUTAN + 7-E is a selective herbicide which is mixed (incorporated) or injected into the soil for control of weeds listed on this label. SUTAN + 7-E controls annual grasses as their seeds germinate by interfering with normal germination and seedling development. It does not control established weeds. All weed growth and crop stubble should be thoroughly worked into the soil before treatment.

COMBINATION WITH FLUID FERTILIZERS

SUTAN + 7-E may be combined with fluid (solution, slurry, or suspension) fertilizers. HOWEVER, PHYSICAL COMPATIBILITY WITH THESE FLUID FERTILIZERS MUST BE DETERMINED BEFORE COMBINING IN THE SPRAY TANK. See Appendix II for directions regarding these combinations. Even though found to be compatible, constant agitation is necessary to keep the SUTAN + 7-E evenly mixed with the fluid fertilizer during application.

IMPREGNATION ON DRY BULK FERTILIZERS

Dry bulk fertilizers (except nitrate fertilizers) may be impregnated or coated with SUTAN + 7-E. However, uniform distribution of SUTAN + 7-E on fertilizer particles and uniform application are necessary to assure good results. See Appendix IV for information and directions regarding impregnation and use for these combinations.

APPLICATION AND SOIL INCORPORATION DIRECTIONS

SPRAY APPLICATION AND MECHANICAL INCORPORATION

Pour the recommended amount of SUTAN + 7-E into the spray tank, during the filling operations. Apply in 10 to 50 gallons of water per acre using a properly calibrated, low-pressure type nozzle (flood, fan or swirl chamber) on boom type sprayer having good agitation (use the higher gallonage in wind areas). The soil should be well worked and dry enough to permit good soil mixing (incorporation).

INCORPORATION DIRECTIONS

See Appendix I for soil mixing (incorporation) before planting directions.

SUTAN + 7-E must be incorporated into the soil immediately to prevent loss of the herbicide. Wherever possible, application and incorporation should be done in the same operation.

Loss of weed control will result from any delay in incorporation if SUTAN + 7-E is applied to a moist soil surface.

If there must be a delay (less than one hour) in incorporation of the herbicide when application and incorporation are done in separate operations, SUTAN + 7-E must be applied to a dry soil surface (at least 1/4 inch deep) and free from dew and incidental moisture.

IMPORTANT: Thorough mixing of SUTAN + 7-E in the soil is necessary. The soil must be in good tilth. Improper discing or poor tilth (large clods) may result in unsatisfactory control.

CENTER PISTON

Apply SUTAN + 7-E planting (see PLANTING) before other important that apply after the last tillage will occur if the use application of the herbicide 7-E into the irrigation period.

Apply in 1/2 to 1 inch of soil to penetrate the soil is diluted, SUTAN + 7-E volume ratio of no more than 4 parts of water to 1 part of herbicide should be maintained during application period.

USE PRECAUTIONS

- Apply the product in irrigation systems. Check valves which check for contamination and an air containing in the metering device measure simultaneously.
- Inject the product into the pump into the angle turn to insure proper application.
- Application of quantities of irrigation water decreased production of the chemical from the pump.
- Do not apply when system components when nozzles do not function or when lines are dismantled or damaged.

SUBSURFACE APPLICATION AND PLANTING (Limit use only)

Special equipment for application MUST be rigidly mounted on the tractor. **IMMEDIATELY** before planting.

SOIL INJECTION: (Limit use only)

Must be spaced 3 1/2 inches adjacent to the drill on either side of it in positions to avoid the injection of SUTAN + 7-E into the soil surface.

The width of control is desired with injectors required per row spaced 3 1/2 inches.

A broadcast application of the number of rows by using a roller or other device. Apply the recommended amount of SUTAN + 7-E in 20 to 50 gallons.

For broadcast application applied per acre as follows:

Band width in inches

Distance between rows in inches

PLANTING

Plant seed to a maximum depth of 2 inches. Seeding can be done immediately or it may be delayed up to 2 weeks*.

*For Wild Cane--See Special Recommendations.

CULTURAL PRACTICES FOLLOWING APPLICATION

Should weeds develop, a shallow cultivation or rotary hoeing will generally result in better weed control.

Under circumstances when a poor stand of corn is obtained after SUTAN + 7-E treatment (caused by flooding, disease, etc.) corn can be planted again without working the field.

*Registered trademark of Velsicol Chemical Corporation

RECOMMENDATIONS

For all uses, cultivation is recommended in addition to SUTAN + 7-E treatment in fields with moderate to heavy infestations of wild cane, nutgrass, sandbur, johnsongrass seedlings, rhizoma bermudagrass, Texas panicum or volunteer sorghum.

BROADCAST RATES PER ACRE (Conventional sprays and center pivot sprinklers).

For control of most annual grasses: Use 4 1/2 pints of SUTAN + 7-E per acre

For control of nutsedge and Texas panicum (in addition to the other annual grasses listed): Use 4 1/2 to 7 pints of SUTAN + 7-E per acre.

For Control of Wild Cane (in addition to the annual grasses listed): When applied and incorporated immediately before planting, SUTAN + 7-E at the rate of 7 pints per acre on a broadcast basis will reduce competition from wild cane.

Suppression of wild cane may be improved if all the following practices are followed:

- 1. Fall or Spring Moldboard Plow
2. Before application, the soil should be well worked with a disc and dry enough to permit good soil mixing of the herbicide (incorporation). All trash should be worked into the soil.
3. Delay application until soil warms to a constant 55 degrees or greater temperature. Plant immediately.
4. Incorporate thoroughly. Use recommended incorporation equipment and procedures found on this label.
5. Cultivate immediately if wild cane emerges. Cultivation should be shallower than the depth used when incorporating the herbicide.

For control of Johnsongrass and Bermudagrass (in addition to the annual grasses listed): Apply and disc-incorporate SUTAN + 7-E just before planting at the rate of 4 1/2 to 7 pints per acre. Use the higher rates of SUTAN + 7-E on medium

(medium fine textured-silt loam, clay loam, etc.) soils, fine (fine textured-clay) soils, for rhizoma johnsongrass suppression, rhizoma bermudagrass, and for heavy infestations. Disc a second time at right angles to the first. Cultivate at least once, preferably twice.

Johnsongrass: Using a program of plowing and disking followed by SUTAN + 7-E will give good control of seedlings and greatly reduce competition from plants coming from rhizomes.

In some areas disking 2 to 3 times spaced at 4 to 6 week intervals during fall and winter can be done. If this cannot be done, start with fall plowing followed by several diskings in the spring before planting. The disking cuts rhizomes into small pieces and brings them to the surface, where both the weather and SUTAN + 7-E will kill or weaken them.

Rhizoma Bermudagrass: The rhizomes and stolons of bermudagrass must be cut up thoroughly so that four or less nodes remain on a strand. For control of bermudagrass, the disc must be set to cut 6 inches deep.

SUBSURFACE INJECTION APPLICATION (Limit use to the Southeastern U.S. only).

Use 3 1/2 pints SUTAN + 7-E per broadcast acre, reducing the dosage proportionately depending upon the row spacing and Land width to be treated.

Fall Application: For use only in Minnesota, Northern Iowa (North of Interstate 80), Northeast Nebraska (North of Interstate 80 and East of State Highway 14), South Dakota (East of Missouri River), Wisconsin and Northern Illinois (North of Interstate 80). Apply and incorporate 7 pints SUTAN + 7-E per acre in the late fall before the ground freezes.

NOTE: Do not use fall application for control of wild cane.

SUTAN + 7-E/ATRAZINE (80W or 4L) TANK MIX DIRECTIONS

A tank mix combination of SUTAN + 7-E and ATRAZINE can be applied and mixed into the soil before planting for weed control in corn. This combination will control a broader spectrum of weeds than will either material used alone. In addition, potential hazard of ATRAZINE residues affecting certain succeeding crops is reduced because a lower rate of ATRAZINE can be used when it is combined with SUTAN + 7-E than when it is used alone.

- FOLLOW ALL USE PRECAUTIONS AND WARNINGS THAT APPEAR ON THE ATRAZINE LABEL, SUPPLEMENTARY ATRAZINE LITERATURE AND ELSEWHERE ON THIS LABEL.
• MAKE ONLY ONE APPLICATION PER CROP AFTER TREATMENT WITH SUTAN + 7-E/ATRAZINE COMBINATION. DO NOT PLANT ANY CROP EXCEPT CORN UNTIL THE FOLLOWING YEAR OR INJURY MAY OCCUR.

WEEDS CONTROLLED BY SUTAN + 7-E/ATRAZINE

- ANNUAL GRASSES:
Barnyardgrass (Echinochloa crus-galli)
Watergrass
Broadleaf
Signalgrass†* (Brachiaria platyphylla)
Crabgrass (Digitaria spp.)
Fall Panicum (Panicum dichotomiflorum)
Field Sandbur* (Cenchrus pectiniformis)

- Giant Foxtail (Setaria faberii)
Green Foxtail (Setaria viridis)
Goosegrass (Eleusine indica)
Seedling
Bermudagrass (Cynodon dactylon)
Seedling
Johnsongrass* (Sorghum halepense)
Texas Panicum*†
Buffalograss
Colorado grass (Panicum texanum)
Volunteer Sorghum* (Sorghum spp.)
Wild Cane*
Shattercane
Black Amber Cane
Chicken Corn
Scatter Cane (Sorghum bicolor)
See Wild Cane Rate and Cultural Recommendations
Wild Oats (Avena fatua)
Witchgrass (Panicum capillare)
Yellow Foxtail (Setaria glauca)

†Partial control (suppression) only
* Cultivation is suggested in addition to the SUTAN + 7-E/ATRAZINE treatment in fields with moderate to heavy infestations of wild cane, sandbur, johnsongrass, Texas panicum, volunteer sorghum, or broadleaf signalgrass.
†Southeast Region only.

ANNUAL BROADLEAF WEEDS:

- Annual Morningglory (Ipomoea purpurea)
Carpetweed (Malva verticillata)
Common Cocklebur (Xanthoxylum pennsylvanicum)
Common Lambquarters (Chenopodium album)
Common Purslane (Portulaca oleracea)
Florida Purslane (Richardia scabra)
Jimsonweed (Datura stramonium)
Mustards (Brassica spp.)

- Nightshade (Solanum spp.)
Prostrate Pigweed (Amaranthus graecizans)
Ragweed (Ambrosia spp.)
Redroot Pigweed (Amaranthus retroflexus)
Smartweed (Polygonum spp.)
Smooth Pigweed (Amaranthus hybridus)
Velvetleaf (Abutilon theophrasti)

PERENNIAL WEEDS:

- Purple Nutgrass (Cyperus rotundus)
Rhizoma Bermudagrass† (Cynodon dactylon)
Rhizoma Johnsongrass* (Sorghum halepense)
Yellow Nutgrass (Cyperus esculentus)

*Partial control (suppression) only
†Southeast Region only.

Existing stands of nutgrass must be turned under and chopped up thoroughly before treatment. Cultivation is suggested in addition to SUTAN + 7-E/ATRAZINE treatment in fields with moderate to heavy nutgrass infestations.

DIRECTIONS FOR USE

The SUTAN + 7-E/ATRAZINE (80W or 4L) combination can be mixed with water or combined with fluid (solution, slurry, emulsion) fertilizers and applied as a spray, or be incorporated with dry bulk fertilizers.

SUTAN + 7-E/ATRAZINE (80W OR 4L) TANK MIX. See Appendix III For Tank Mix Directions.

SUTAN + 7-E/ATRAZINE (80W OR 4L) FLUID FERTILIZER TANK MIX

The SUTAN + 7-E/ATRAZINE (80W or 4L) combination can be combined with fluid fertilizers for applications made before planting. However, the physical compatibility with these fluid fertilizers must be determined before combining in the spray tank and even though found to be compatible, constant agitation is necessary to keep the SUTAN + 7-E/ATRAZINE evenly mixed with the fluid fertilizer during application.

Refer to Appendix II regarding the procedure for testing the compatibility of SUTAN + 7-E/ATRAZINE combination with fluid fertilizers.

IMPREGNATION ON DRY BULK FERTILIZERS

Dry bulk fertilizers (except single superphosphate, triple superphosphate and nitrate fertilizers) may be impregnated or coated with SUTAN + 7-E/ATRAZINE (80W or 4L). However, uniform distribution of SUTAN + 7-E/ATRAZINE (80W or 4L) on fertilizer particles and uniform application are necessary to assure good results. See Appendix IV for information and directions for impregnation and use for these combinations.

APPLICATION AND SOIL INCORPORATION DIRECTIONS

SPRAY APPLICATION AND MECHANICAL INCORPORATION

Apply the recommended dosage in 10 to 50 gallons of water per acre (use the higher gallonage in arid areas) using a properly calibrated low-pressure type nozzle (flood fan or swirl chamber) on boom-type sprayer having good but not excessive agitation. Check frequently during application to be sure nozzles are free

from clogging and are delivering a uniform spray pattern. Read directions on ATRAZINE label concerning nozzle and screen sizes.

The herbicides must be incorporated into the soil immediately after application to prevent loss of the SUTAN + 7-E. Whenever possible, application and incorporation should be done in the same operation. Apply the herbicides to well-worked soil, dry enough to permit good soil mixing.

See Appendix I for Soil Mixing (Incorporation) before Planting Directions.

Loss of weed control will result from any delay in incorporation if SUTAN + 7-E is applied to a moist soil surface.

If there must be a delay (less than one hour) in incorporation of the herbicides when application and incorporation are done in separate operations, SUTAN + 7-E must be applied to a dry soil surface (at least 1/4 inch deep) and free from dew and incidental moisture.

IMPORTANT: Thorough mixing of SUTAN + 7-E in the soil is necessary. The soil must be in good tith. Improper discing or poor tith (large clods) may result in unsatisfactory control.

CENTER PIVOT SPRINKLER APPLICATION

Apply SUTAN + 7-E/ATRAZINE with irrigation water before planting (see PLANTING) or immediately after planting before either corn or weeds emerge. It is important that application be done immediately after the last tillage operation since poor results will occur if the weeds have germinated before application of the herbicide. Meter the pre-mixed SUTAN + 7-E/ATRAZINE into the irrigation water during the entire period. Apply in 1/2 to 1 inch of water or sufficient water to penetrate the soil to a depth of 5 to 7 inches. Good agitation of the pre-mixed SUTAN + 7-E/ATRAZINE should be maintained during the entire

application period. See Appendix III for tank mixing directions for SUTAN + 7-E with ATRAZINE.

USE PRECAUTIONS:

- Apply the product only through center pivot irrigation systems containing anti-siphon and check valves which will prevent water source contamination and overflow of the slurry tank and containing interlocking controls between the metering device and the water pump to insure simultaneous shut-off.
- Injct. the product with a positive displacement pump into the main line ahead of a right angle turn to insure adequate mixing.
- Application of more than recommended quantities of irrigation water may result in decreased product performance by removing the chemical from the zone of effectiveness.
- Do not apply when wind speed favors drift, when system connections or fittings leak, when nozzles do not provide uniform distribution or when lines containing the product must be dismantled and drained.

PLANTING

Do not plant seed deeper than 2 inches. For a SUTAN + 7-E/ATRAZINE application made before planting, seeding can be done immediately, or it may be delayed up to 2 weeks. To avoid removing SUTAN + 7-E/ATRAZINE from the row (with loss of weed control in the row), do not move or shape soil after treatment, such as by planting in deep furrows. If it is necessary to work the soil following application and incorporation but before planting, do not work the soil deeper than the depth the herbicides were incorporated.

Do not use on milo or sorghum.

Do not use on corn seed stock (Breeder's Foundation or increase).

RECOMMENDATIONS

NOTE: The SUTAN + 7-E/ATRAZINE tank mix combination is not recommended on corn grown in Arizona or in the ten Southernmost California counties.

For all uses, cultivation is recommended in addition to the SUTAN + 7-E/ATRAZINE treatment in fields with moderate to heavy infestations of wild cane, nutgrass, handbur, johnsongrass seedlings, rhizome bermudagrass, Texas panicum or volunteer sorghum.

Broadleaf Rates Per Acre (Conventional sprays and center pivot sprinklers)

For control of annual grasses and broadleaf weeds: Use 3 1/4 to 4 1/4 pints SUTAN + 7-E and 1 1/4 to 2* pounds of ATRAZINE 80W or 1 to 1 1/2* quarts ATRAZINE 4L per acre. Use the higher rate of SUTAN + 7-E on medium (medium fine textured-silt loam, clay loam, etc.) to fine (fine textured-clay) soils and for sandbur and johnsongrass seedling control.

For control of nutgrass and Texas panicum (in addition to the broadleaf weeds and other annual grasses listed): Use 4 1/4 to 7 pints of SUTAN + 7-E and 1 1/4 to 2* pounds ATRAZINE 80W or 1 to 1 1/2* quarts ATRAZINE 4L per acre. Use the higher rates of SUTAN + 7-E on medium (medium fine textured-silt loam, clay loam, etc.) soils, fine (fine textured-clay) soils and for heavy infestations.

For control of wild cane (in addition to the broadleaf weeds and annual grasses listed): When applied and incorporated immediately before planting, SUTAN + 7-E at the rate of 7 pints and 1 1/4 to 2* pounds of ATRAZINE 80W or 1 to 1 1/2* quarts ATRAZINE 4L per acre will reduce competition from wild cane. On continuous corn acreage with high cane seed population, rotation to another crop is recommended.

Note: See preceding SUTAN + 7-E section for wild cane supplemental cultural and tillage practices.

For control of Johnsongrass and Bermudagrass (in addition to the broadleaf weeds and annual grasses listed): Apply and disc-incorporate SUTAN + 7-E just before planting at the rate of 4 1/4 to 7 pints plus 1 1/4 to 2* pounds of ATRAZINE 80W or 1 to 1 1/2* quarts of ATRAZINE 4L per acre. Use the higher rate of SUTAN + 7-E on medium (medium fine textured-silt loam, clay loam, etc.) soils, fine (fine textured-clay) soils, for rhizome johnsongrass suppression and for heavy infestations. Disc a second time at right angles to the first. Cultivate at least once, preferably twice.

Johnsongrass: Using a program of plowing and discing followed by SUTAN + 7-E and ATRAZINE will give good control of seedlings and greatly reduce competition from plants coming from rhizomes.

In some areas discing 2 to 3 times spaced at 4 to 6 week intervals during fall and winter can be done. If this cannot be done, start with fall plowing followed by several discings in the spring before planting. The discing cuts rhizomes into small pieces and brings them to the surface where both the weather and SUTAN + 7-E will kill or weaken them.

Rhizome Bermudagrass: The rhizomes and stolons of bermudagrass must be cut up thoroughly so that four or less nodes remain on a strand. For control of bermudagrass, the disc must be set to cut 6 inches deep.

*Use the higher rate of ATRAZINE on soils with over 5% organic matter.

For Suppression of Broadleaf Signalgrass: For early and mid-season suppression, use 7 pints of SUTAN + 7-E and 1 1/4 to 2 pounds ATRAZINE 80W or 1 to 1 1/2 quarts ATRAZINE 4L per acre.

Cultivation or application of a post-emergence herbicide recommended for broadleaf signalgrass will aid in extending control to late season.

Fall Application: For use only in Minnesota, Northern Iowa (North of Interstate 80), Northeast Nebraska (North of Interstate 80 and East of state highway 14), South Dakota (East of Missouri river), Wisconsin and Northern Illinois (North of Interstate 80). Apply and incorporate 7 pints SUTAN + 7-E and 2 pounds ATRAZINE 80W or 1 1/2 quarts ATRAZINE 4L per acre in the late fall before the ground freezes.

Note: Do not use fall application for control of wild cane.

CULTURAL PRACTICES FOLLOWING APPLICATION

Should weeds develop, a shallow cultivation or rotary hoeing will generally result in better weed control. When cultivating for any reason, it should be shallow, no more than 1/2 inch deep, if the herbicide was incorporated.

SUTAN + 7-E/BLADEX* (80W OR 4L) COMBINATION

*BLADEX is the  trademark of Shell Chemical Company.

GENERAL INFORMATION

SUTAN + 7-E may be used in combination with BLADEX (80W or 4L) for weed control in corn. These combinations will control a broader spectrum of weeds than either of the products used alone.

These combinations may be applied as a tank mix, preplant and soil-incorporated or the BLADEX (80W or 4L) may be applied pre-emergence following a preplant incorporated application of SUTAN + 7-E.

IMPORTANT: Observe all cautions and limitations on the BLADEX (80W or 4L) and SUTAN + 7-E labels

Make only one application per crop

Do not use on milo or sorghum Do not use on corn seed stock (Breeders, Foundation or Increase)

Do not contaminate water by cleaning of equipment or disposal of wastes

WEEDS CONTROLLED BY SUTAN + 7-E/BLADEX

ANNUAL GRASSES:

Annual Bluegrass	(<i>Poa annua</i>)
Annual Fescues	(<i>Festuca</i> spp.)
Annual (Italian) Ryegrass	(<i>Lolium multiflorum</i>)
Barnyardgrass	
Watergrass	(<i>Echinochloa crus-galli</i>)
Bullgrass	(<i>Paspalum boscianum</i>)
Craygrass	(<i>Digitaria</i> spp.)
Fall Panicum	(<i>Panicum dichotomiflorum</i>)
Field Sandbur*	(<i>Cenchrus pauciflorus</i>)
Giant Foxtail	(<i>Setaria faberi</i>)
Goosegrass	(<i>Elymus indica</i>)
Green Foxtail	(<i>Setaria viridis</i>)
Italian Lovegrass	(<i>Eragrostis plicosa</i>)
Jungle rice	(<i>Echinochloa colonum</i>)
Seeding Bermudagrass	(<i>Cynodon dactylon</i>)
Seeding Johnsongrass*	(<i>Sorghum halepense</i>)
Stinkgrass	(<i>Eragrostis ciliaris</i>)

Texas Panicum*†	
Buffalograss	
Coloradograss	(<i>Panicum texanum</i>)
Volunteer Sorghum*	(<i>Sorghum</i> spp.)
Wild Cane*	
Shattercane	
Black Amber Cane	
Chicken Corn	
Scatter Cane	(<i>Sorghum bicolor</i>)
See Wild Cane Rate and Cultural Recommendations	
Wild Oats	(<i>Avena fatua</i>)
Witchgrass	(<i>Panicum capillare</i>)
Yellow Foxtail	(<i>Setaria glauca</i>)

*Cultivation is suggested in addition to the SUTAN + 7-E BLADEX treatment in fields with moderate to heavy infestations of wild cane sandbur Texas panicum johnsongrass seedlings or volunteer sorghum

†Southeast Region only

ANNUAL BROADLEAF WEEDS:

Annual Buttercup	(<i>Ranunculus</i> spp.)
Annual Groundcherry	(<i>Physalis lanceolata</i>)
Annual Morningglory	(<i>Ipomoea purpurea</i>)
Annual Sedge	(<i>Carex</i> spp.)
Black Mustard	(<i>Brassica nigra</i>)
Buffalobur	(<i>Solanum rostratum</i>)
Carpetweed	(<i>Mollugo verticillata</i>)
Common Chickweed	(<i>Stellaria media</i>)
Common Cocklebur	(<i>Xanthium pensylvanicum</i>)
Common Groundsel	(<i>Senecio vulgaris</i>)
Common Lambquarters	(<i>Chenopodium album</i>)
Common Mallow	(<i>Malva neglecta</i>)
Common Purslane	(<i>Portulaca oleracea</i>)
Corn Spurry	(<i>Spergula arvensis</i>)
Florida Paintbrush	(<i>Ermis seggata</i>)
Florida Pusley	(<i>Richardia scabra</i>)
Hedge Mustard	(<i>Sisymbrium officinale</i>)

Jimsonweed	(<i>Datura stramonium</i>)
Kochia	(<i>Kochia scoparia</i>)
Mayweed	(<i>Anthemis cotula</i>)
Pennsylvania Smartweed	(<i>Polygonum pennsylvanicum</i>)
Pigweed	(<i>Amaranthus</i> spp.)
Pineappleweed	(<i>Mitracarpus matricarioides</i>)
Plantain	(<i>Plantago</i> spp.)
Poonyoe	(<i>Drosera teres</i>)
Prostrate Knotweed	(<i>Polygonum aviculare</i>)
Prostrate Spurge	(<i>Euphorbia supina</i>)
Ragweed	(<i>Ambrosia</i> spp.)
Seeding Curly Dock	(<i>Rumex crispus</i>)
Shepherdspurse	(<i>Capsella bursa-pastoris</i>)
Smallflower Galinsoga	(<i>Galinsoga parviflora</i>)
Prickly Sida	(<i>Sida spinosa</i>)
Tarweed	(<i>Hemizonia congesta</i>)
Velvetleaf	(<i>Abutilon theophrasti</i>)
Wild Buckwheat	(<i>Polygonum convolvulus</i>)
Wild Mustard	(<i>Brassica kaber</i>)
Wild Radish	(<i>Raphanus raphanistrum</i>)
Wild Turnip	(<i>Brassica campestris</i>)

PERENNIAL WEEDS:

Rhizome Bermudagrass†	(<i>Cynodon dactylon</i>)
Rhizome Johnsongrass*	(<i>Sorghum halepense</i>)
Purple Nutgrass	
Nutsedge	(<i>Cyperus rotundus</i>)
Yellow Nutgrass	
Nutsedge	(<i>Cyperus esculentus</i>)

*Partial Control (Suppression only)

†Southeast Region only

Existing stands of nutgrass must be turned under and chopped up thoroughly before treatment. Cultivation is suggested in addition to SUTAN + 7-E BLADEX treatment in fields with moderate to heavy nutgrass infestations

DIRECTIONS FOR USE

The SUTAN + 7-E/BLADEX (80W or 4L) combination can be mixed with water or combined with fluid (solution, slurry, or suspension) fertilizers and applied as a spray, or it can be impregnated on dry bulk fertilizers.

TANK MIX DIRECTIONS: See Appendix III

Application and Incorporation Directions:

For a tank mix application apply the recommended dosage (see RECOMMENDATIONS) in 10 to 50 gallons of water per acre (use the higher gallonage in arid areas) using a properly calibrated low-pressure type nozzle (flood fan or swirl chamber) on boom-type sprayer having good agitation. Check frequently during application to be sure the nozzles are free from clogging and are delivering a uniform spray pattern. Read directions on the BLADEX (80W or 4L) label concerning nozzle and screen sizes.

The tank mix must be incorporated into the soil immediately after application to prevent loss of the SUTAN + 7-E. Whenever possible, application and incorporation should be done in the same operation. Apply the herbicides to well-worked soil dry enough to permit good soil mixing.

See Appendix I for Soil Mixing (Incorporation) before Planting Directions.

Loss of weed control will result from any delay in incorporation if SUTAN + 7-E is applied to a moist soil surface.

If there must be a delay (less than one hour) in incorporation of the herbicides when application and incorporation are done in separate operations, SUTAN + 7-E must be applied to a dry soil surface (at least 1/2 inch deep) and free from dew and incidental moisture.

IMPORTANT: Thorough mixing of SUTAN + 7-E in the soil is necessary. The soil must be in good till. Improper discing or poor till (large clods) may result in unsatisfactory control.

SUTAN + 7-E/BLADEX (80W or 4L) Fluid Fertilizer Tank Mix

The SUTAN + 7-E/BLADEX (80W or 4L) combination can be combined with fluid fertilizers for applications made before planting. However, the physical compatibility with these fluid fertilizers must be determined before combining in the spray tank, and even though found to be compatible, constant agitation is necessary to keep the SUTAN + 7-E/BLADEX evenly mixed with the fluid fertilizer during application.

Refer to Appendix II regarding the procedure for testing the compatibility of SUTAN + 7-E/BLADEX combination with fluid fertilizers.

Impregnation on Dry Bulk Fertilizers

Dry bulk fertilizers (except single superphosphate, treble superphosphate and nitrate fertilizers) may be impregnated or coated with SUTAN + 7-E/BLADEX (80W or 4L). However, uniform distribution of SUTAN + 7-E/BLADEX (80W or 4L) on fertilizer particles and uniform application are necessary to assure good results. See Appendix IV for information and directions for impregnation and use for these combinations.

For sequential application of SUTAN + 7-E pre-plant incorporated followed by BLADEX (80W or 4L) pre-emergence, consult the appropriate application directions on the respective product labels. Follow the dosage recommendations given below.

RECOMMENDATIONS

For all uses, cultivation is recommended in addition to the SUTAN + 7-E/BLADEX treatment in fields with moderate to heavy infestations of wild cane nutgrass, sandbur, johnsongrass seedlings, rhizome bermudagrass, Texas panicum or volunteer sorghum.

BROADCAST RATES PER ACRE (Conventional Sprays)

For control of annual grasses and broadleaf weeds: Use 3 1/2 to 4 1/2 pints of SUTAN + 7-E and 2 to 2 1/2 pounds of BLADEX 80W or 3 to 4 pints BLADEX 4L per acre. Use the higher rates of SUTAN + 7-E on medium (medium fine textured-silt loam, clay loam, etc.) to fine (fine textured-clay) soils and for sandbur and johnsongrass seeding control.

For control of nutsedge and Texas panicum (in addition to the broadleaf weeds and annual grasses listed) Use 4 1/2 to 7 pints of SUTAN + 7-E and 2 to 2 1/2 pounds of BLADEX 80W or 3 to 4 pints BLADEX 4L per acre.

For Control of Wild Cane (in addition to the broadleaf weeds and annual grasses listed) When applied and incorporated immediately before planting, SUTAN + 7-E at the rate of 4 pints and 2 to 2 1/2 pounds BLADEX 80W or 3 to 4 pints BLADEX 4L per acre will reduce competition from wild cane. On continuous corn acreage with high cane seed populations rotation to another crop is recommended.

NOTE: See preceding SUTAN + 7-E label for wild cane supplemental cultural and tillage practices.

For Control of Johnsongrass and Bermudagrass (in addition to the broadleaf weeds and annual grasses listed) Apply and incorporate SUTAN + 7-E just before planting at the rate of

4 1/2 to 7 pints, plus 2 to 2 1/2 pounds of BLADEX 80W or 3 to 4 pints BLADEX 4L per acre. Use the higher rate of SUTAN + 7-E on medium (medium fine textured-silt loam, clay loam, etc.) soils, fine (fine textured-clay) soils, for rhizome johnsongrass suppression and for heavy infestations. Disc a second time at right angles to the first. Cultivate at least once, preferably twice.

Johnsongrass: Using a program of plowing and disking followed by SUTAN + 7-E will give good control of seedlings and greatly reduce competition from plants coming from rhizomes.

In some areas disking 2 to 3 times spaced at 4 to 6 week intervals during fall and winter can be done. If this cannot be done, start with fall plowing followed by several disking in the spring before planting. The disking cuts rhizomes into small pieces and brings them to the surface, where both the weather and SUTAN + 7-E will kill or weaken them.

Rhizome Bermudagrass: The rhizomes and stolons of bermudagrass must be cut up thoroughly so that four or less nodes remain on a strand. For control of bermudagrass, the disc must be set to cut 6 inches deep.

NOTE: BLADEX in combination with SUTAN + 7-E is not recommended for use on coarse or medium textured soils containing less than 1% organic matter. Use the lower rate of BLADEX on coarse to medium textured soils containing 1% organic matter and above. Use the higher rate of BLADEX on fine (fine textured-clay) soils with 3% organic matter and above.

SUTAN + 7-E/BLADEX can be applied either as a tank mix combination and incorporated into the soil or apply SUTAN + 7-E preplant incorporated followed by BLADEX pre-emergence. If BLADEX is surface-applied on top of a preplant application of SUTAN + 7-E a rotary hoeing or shallow

cultivation is recommended if rainfall or sprinkler irrigation has not occurred within about 10 days after the application of BLADEX.

PLANTING

Do not plant seed deeper than 2 inches for a SUTAN + 7-E/BLADEX application made before planting. Seeding can be done immediately or it may be delayed up to 2 weeks. To avoid removing SUTAN + 7-E/BLADEX from the row (with loss of weed control in the row), do not move or shape soil after treatment such as by planting in deep furrows. If it is necessary to work the soil following application and incorporation but before planting, it should be shallow, i.e., no more than 1/4 the depth the herbicide was incorporated.

CULTURAL PRACTICES FOLLOWING APPLICATION

Should weeds develop a shallow cultivation or rotary hoeing will generally result in better weed control. When cultivating for any reason it should be shallow, i.e., no more than 1/4 the depth the herbicide was incorporated.

SUTAN + 7-E/ATRAZINE/BLADEX 3-WAY TANK MIX DIRECTIONS

A tank mix combination of SUTAN + 7-E, ATRAZINE, and BLADEX can be applied and mixed into the soil before planting for weed control in corn. This combination will control a broader spectrum of weeds than will any of these materials used alone. In addition, potential hazard of ATRAZINE residues affecting certain succeeding

crops is reduced because a lower rate of ATRAZINE can be used when it is combined with SUTAN + 7-E/BLADEX than when it is used alone.

IMPORTANT: Observe all cautions and limitations on the ATRAZINE (80W or 4L), BLADEX (80W or 4L), and SUTAN + 7-E labels.

Make only one application per crop. After treatment with SUTAN + 7-E/ATRAZINE/BLADEX combination, do not plant any crop except corn until the following year or injury may occur.

Do not use on milo or sorghum. Do not use on corn seed stock (Breeders, Foundation or Increase).

Do not contaminate water by cleaning of equipment or disposal of wastes.

WEEDS CONTROLLED BY SUTAN + 7-E/ATRAZINE/BLADEX TANK MIX

ANNUAL GRASSES:

- Annual Bluegrass (*Poa annua*)
- Annual Fescues (*Festuca* spp.)
- Annual (Italian) Ryegrass (*Lolium multiflorum*)
- Barnyardgrass (*Echinochloa crus-galli*)
- Watergrass (*Paspalum paspalodes*)
- Bullgrass (*Digitaria* spp.)
- Cypergrass (*Panicum dichotomiflorum*)
- Fall Panicum (*Cenchrus pennisetiformis*)
- Field Sandbur* (*Setaria faberii*)
- Giant Foxtail (*Echinochloa polystachya*)
- Goosegrass (*Elymus indica*)
- Green Foxtail (*Setaria viridis*)

- Indian Lovegrass (*Eragrostis pilosa*)
- Junglegrass (*Echinochloa colonum*)
- Seeding Bermudagrass (*Cynodon dactylon*)
- Seeding Johnsongrass* (*Sorghum halepense*)
- Shrillgrass (*Eragrostis ciliaris*)
- Texas Panicum** (*Panicum texanum*)
- Buffalograss (*Panicum texanum*)
- Cypergrass (*Panicum texanum*)
- Volunteer Sorghum* (*Sorghum* spp.)
- Wild Cane* (*Sorghum bicolor*)
- Shattercane
- Black Amber Cane
- Chicken Corn
- Scatter Cane (*Sorghum bicolor*)
- See Wild Cane Rate and Cultural Recommendations
- Wild Oats (*Avena fatua*)
- Witchgrass (*Panicum capillare*)
- Yellow Foxtail (*Setaria glauca*)

*Cultivation is suggested in addition to the SUTAN + 7-E/ATRAZINE/BLADEX treatment in fields with moderate to heavy infestations of wild cane, sandbur, Texas panicum, johnsongrass seedlings or volunteer sorghum.
†Southeast Region Only

ANNUAL BROADLEAF WEEDS:

- Annual Buttercup (*Ranunculus* spp.)
- Annual Groundcherry (*Physalis lanceifolia*)
- Annual Morningglory (*Ipomoea purpurea*)
- Annual Sedge (*Carex* spp.)
- Buffalobur (*Solanum rostratum*)
- Carpenterweed (*Melissa verticillata*)
- Common Chickweed (*Stellaria media*)
- Common Cocklebur (*Xanthoxylum pennsylvanicum*)
- Common Groundsel (*Sarothra vulgaris*)
- Common Lambquarters (*Chenopodium album*)

- Common Mallow (*Malva neglecta*)
- Common Purslane (*Portulaca oleracea*)
- Corn Spurry (*Spergula arvensis*)
- Floras Punnettbrush (*Ermis sagittata*)
- Florida Pusley (*Richardia scabra*)
- Hedge Mustard (*Sisymbrium officinale*)
- Jimsonweed (*Datura stramonium*)
- Kochia (*Kochia scoparia*)
- Mayweed (*Anthemis cotula*)
- Mustards (*Brassica* spp.)
- Nightshade (*Solanum* spp.)
- Pigweed (*Amaranthus* spp.)
- Pineappleweed (*Mitracane metricanoides*)
- Plantain (*Plantago* spp.)
- Poorjoe (*Diodia teres*)
- Prostrate Knotweed (*Euphorbia supina*)
- Prostrate Spurge (*Ambrosia* spp.)
- Ragweed (*Rumex crispus*)
- Seeding Curly Dock (*Capsella bursa-pastoris*)
- Shepherdspurse (*Galinoga parviflora*)
- Smallflower Galinsoga (*Polygonum* spp.)
- Smartweed (*Sida spinosa*)
- Prickly Sida (*Hemizonia congesta*)
- Tarweed (*Abulon theophrasti*)
- Velvetleaf (*Polygonum convolvulus*)
- Wild Buckwheat (*Raphanus raphanistrum*)
- Wild Radish (*Brassica campestris*)
- Wild Turnip

PERENNIAL WEEDS:

- Rhizome Bermudagrass† (*Cynodon dactylon*)
- Purple Nutgrass (*Cyperus rotundus*)
- Yellow Nutgrass (*Cyperus esculentus*)
- Rhizome Johnsongrass* (*Sorghum halepense*)

Existing stands of nutgrass must be turned under and chopped up thoroughly before treatment. Cultivation is suggested in addition to SUTAN + 7-E/ATRAZINE/BLADEX treatment in fields with moderate to heavy nutgrass infestations.

*Partial Control (Suppression) Only
†Southeast Region Only

DIRECTIONS FOR USE

The SUTAN + 7-E/ATRAZINE/BLADEX (80W or 4L) combination can be applied with water and applied as a spray.

TANK MIX DIRECTIONS: See Appendix III.

APPLICATION AND INCORPORATION DIRECTIONS:

For a tank mix application, apply the recommended dosage (see RECOMMENDATIONS) in 10 to 50 gallons of water per acre (use the higher gallonage in arid areas) using a properly calibrated, low-pressure type nozzle (fool, 100 or swirl chamber), on a low speed. Spray nozzles are good, but not excessive agitation. Check frequently during application to be sure the nozzles are free from clogging and are delivering a uniform pattern. Read directions on the ATRAZINE and BLADEX (80W or 4L) labels concerning nozzle and screen sizes.

The tank mix must be incorporated into the soil immediately after application to prevent loss of

the SUTAN + 7-E. Whenever possible application and incorporation should be done in the same operation. Apply the herbicides to well-worked soil, dry enough to permit good soil mixing.

See Appendix I for soil mixing (incorporation) before planting directions.

Loss of weed control will result from any delay in incorporation if SUTAN + 7-E is applied to a moist soil surface.

If there must be a delay (less than one hour) in incorporation of the herbicides when application and incorporation are done in separate operations, SUTAN + 7-E must be applied to a dry soil surface (at least 1/4 inch deep) and free from dew and incidental moisture.

IMPORTANT: Thorough mixing of SUTAN + 7-E in the soil is necessary. The soil must be in good till. Improper discing or poor till (large clods) may result in unsatisfactory control.

PLANTING

Do not plant seed deeper than 2 inches for a SUTAN + 7-E ATRAZINE BLADEX application made before planting. Seeding can be done immediately or it may be delayed up to 2 weeks. To avoid removing SUTAN + 7-E ATRAZINE BLADEX from the row (with loss of weed control in the row), do not move or shape soils after treatment, such as by planting in deep furrows. If it is necessary to work the soil following application and incorporation, but before planting, it should be shallow—i.e., no more than 1/2 the depth the herbicide was incorporated.

RECOMMENDATIONS

NOTE: The SUTAN + 7-E ATRAZINE BLADEX tank mix combination is not recommended on corn grown in Arizona or in the ten Southernmost California counties.

For all uses, cultivation is recommended in addition to the SUTAN + 7-E ATRAZINE BLADEX treatment in fields with moderate to heavy infestations of wild cane, nutgrass, sandbur, johnsongrass seedlings, rhizome bermudagrass, Texas panicum, or volunteer sorghum.

BROADCAST RATES PER ACRE

For control of annual grasses and broadleaf weeds: Use 3 1/2 to 4 1/2 pints of SUTAN + 7-E, 1 1/4 pounds ATRAZINE 80W or 1 quart ATRAZINE 4L and 2 pounds BLADEX 80W or 3 pints BLADEX 4L per acre. Use the higher rate of SUTAN + 7-E on medium (medium fine textured-silt loam, clay loam, etc.) to fine (fine textured-clay) soils and for sandbur and johnsongrass seedling control.

For control of nutgrass and Texas panicum (in addition to the broadleaf weeds and annual grasses listed): use 4 1/2 to 7 pints of SUTAN + 7-E, 1 1/4 pounds ATRAZINE 80W or 1 quart ATRAZINE 4L and 2 pounds BLADEX 80W or 3 pints BLADEX 4L per acre. Use the higher rates of SUTAN + 7-E on medium (medium fine textured-silt loam, clay loam, etc.) soils, fine (fine textured-clay) soils and for heavy infestations.

For control of wild cane (in addition to the broadleaf weeds and annual grasses listed): When applied and incorporated immediately before planting, SUTAN + 7-E at the rate of 7 pints and 1 1/4 pounds of ATRAZINE 80W or 1 quart ATRAZINE 4L and 2 pounds BLADEX 80W or 3 pints BLADEX 4L per acre will reduce competition from wild cane. On continuous corn acreage with high cane seed population, rotation to another crop is recommended.

NOTE: See preceding SUTAN + 7-E section for wild cane supplemental cultural and tillage practices.

For control of Johnsongrass and Bermudagrass (in addition to the broadleaf weeds and annual grasses listed): Apply and disc-incorporate SUTAN + 7-E just before planting at the rate of 4 1/2 to 7 pints plus 1 1/4 pounds of ATRAZINE 80W or 1 quart of ATRAZINE 4L plus 2 pounds of BLADEX 80W or 3 pints of BLADEX 4L per acre. Use the higher rates of SUTAN + 7-E on medium (medium fine textured-silt loam, clay loam, etc.) soils, fine (fine textured-clay) soils for rhizome johnsongrass suppression and for heavy infestations. Disc a second time at right angles to the first. Cultivate at least once, preferably twice.

Rhizome Bermudagrass: The rhizomes and stolons of bermudagrass must be cut up thoroughly so that four or less nodes remain on a strand. For control of bermudagrass, the disc must be set to cut 6 inches deep.

Johnsongrass: Using a program of plowing and discing followed by SUTAN + 7-E ATRAZINE BLADEX will give good control of seedlings and greatly reduce competition from plants coming from rhizomes.

In some areas discing 2 to 3 times spaced at 4 to 6 week intervals during fall and winter can be done. If this cannot be done, start with fall plowing followed by several discings in the spring before planting. The discing cuts rhizomes into small pieces and brings them to the surface where both the weather and SUTAN + 7-E will kill or weaken them.

NOTE: BLADEX in combination with SUTAN + 7-E and ATRAZINE is not recommended for use on coarse or medium textured soils containing less than 1% organic matter.

CULTURAL PRACTICES FOLLOWING APPLICATION

Should weeds develop, a shallow cultivation or rotary hoeing will generally result in better weed control. When cultivating for any reason, it should be shallow—i.e., no more than 1/2 the depth the herbicide was incorporated.

106F13

APPENDIX I

SOIL MIXING (INCORPORATION) BEFORE PLANTING DIRECTIONS

The following equipment commonly is used for soil mixing (incorporation) before planting:

Power-Driven Cultivation Equipment (Recommended on all soil types previously primary tilled): An PTO driven cultivation tool must be adjusted so as to have a tillage action speed (originating from internal gears and/or tractor gear) synchronized to the tractor's forward speed so that thorough soil mixing is obtained.

- a. Horizontal axis of rotation set to cut 2 to 3 inches deep.
- b. Vertical axis of rotation set to cut 6 to 8 inches deep.

Tandem Discs (Recommended on all soil types): Set to cut to a depth of 4 to 6 inches, operated at 4 to 6 mph followed by a spiked-tooth harrow or some other leveling device which extends beyond the ends of the discs. For more thorough mixing (for control of deep-germinating grasses—wild cane, seedling johnsongrass and nutgrass), disc in two different directions. When discing the second time, the disc should be reset to cut no deeper than 4 to 6 inches.

Field Cultivator (Recommended on lighter soils in good till): Use 3 to 4 rows of sweeps spaced at 7 inch or less intervals and staggered so that no soil is left unturned, followed by a spike tooth harrow pulled behind the cultivator. Do not use chisel or points. Set the cultivator to cut 4 to 6 inches deep, operated at 5 mph or more. The field cultivator should not be used alone as an incorporation tool where control of deep germinating weeds such as nutgrass, johnsongrass seedlings or wild cane is desired. For control of these weeds, use a disc alone for at least one of the passes over the field.

APPENDIX II

PROCEDURE FOR TESTING THE COMPATIBILITY OF SUTAN + 7-E or SUTAN + 7-E/ATRAZINE (80W or 4L) or SUTAN + 7-E/BLADEX (80W or 4L) WITH FLUID FERTILIZERS.

The following procedure is suggested for determining whether SUTAN + 7-E, SUTAN + 7-E ATRAZINE (80W or 4L) or SUTAN + 7-E BLADEX (80W or 4L) may be combined with a specific fluid fertilizer for spray tank application.

MATERIALS REQUIRED:

- 1 a. SUTAN + 7-E
- b. or SUTAN + 7-E ATRAZINE (80W or 4L) combination
- c. or SUTAN + 7-E BLADEX (80W or 4L) combination
2. Fluid fertilizer to be tested.
3. Adjuvant for fertilizer tank mix: Complex* Sponto 168-0* Uni-Mix* Unite* or equivalent. The adjuvant must provide the best emulsification depends on the specific fertilizer under consideration.
- *Complex: Kelo Laboratories Inc., Kansas City, Missouri; Sponto 168-0: Witco Chemical Company, Houston, Texas; Uni-Mix: Thompson-Hayward Chemical Co., Kansas City, Kansas; Unite: Hopkins Agricultural Chemical Company, Madison, Wisconsin.
4. Two one-quart, wide-mouth glass jars with caps or stopper.
5. Measuring spoons (a graduated pipette or cylinder will provide more accurate measurement. 1 tablespoon equals 3 teaspoons. 1 teaspoon equals approximately 5 mL).
6. Measuring cup: 8 oz. (237 mL).

PROCEDURE:

- 1 Pour a pint (473 mL) of the fluid fertilizer into each of the quart jars
- 2 Add adjuvant to one of the jars and mix (see next rate table)
- 3 Add the SUTAN + 7-E SUTAN + 7-E/ATRAZINE or SUTAN + 7-E BLADEX combination to both jars (see next three rate tables)
- 4 Close both jars with lid or stopper and mix the contents by turning the jars upside down ten times
- 5 Inspect the surface and body of the mixture—
 - a Immediately after completing the jar inversions
 - b After allowing the jars to stand quietly for 30 minutes
 - c And then again after repeating the jar inversions

A mixture may be incompatible if either of the following conditions is observed at either inspection period

- (1) An oil layer or large oil globules are seen at the surface of the mixture
- (2) Clumps or aggregates are present

If a uniform mix cannot be made, the mixture should not be used. If either mixture remains uniform for 30 minutes, the combination may be used. If the mixture with adjuvant stays mixed, but the mixture without adjuvant does not, be sure to use the adjuvant in the spray tank. If the mixture without adjuvant separates after 30 minutes, but remix readily and uniformly with 10 jar inversions, the mixture can be used if good agitation is maintained in the tank. If nondispersible oil, sludge or clumps of solids form, the mixture should not be used.

If the SUTAN + 7-E SUTAN + 7-E ATRAZINE (80W or 4L) or SUTAN + 7-E BLADEX (80W or 4L) is incompatible with the fertilizer carefully

inspect the mixture containing the adjuvant. If this mixture is compatible, then the SUTAN + 7-E SUTAN + 7-E ATRAZINE (80W or 4L) or SUTAN + 7-E BLADEX (80W or 4L) may be used with the fluid fertilizer provided that the adjuvant is added to the fluid fertilizer and thoroughly mixed before the herbicides are added. Add the adjuvant at a rate of 3 pints per 100 gallons of fluid fertilizer. Minimize foaming by using moderate agitation.

If the mixtures with the adjuvant are also incompatible, they should not be used in the same tank with the fertilizer.

Rate Table For SUTAN + 7-E and Adjuvant With The Fluid Fertilizer**

Gallons of Fluid Fertilizer To Be Applied Per Acre	mL or tsp of SUTAN + 7-E* To Be Added To 1 Pint of Fertilizer	
	ml	tsp
10	5/8	1 1/2
15	4 1/4	1
20	3 1/4	3/4
25	2 3/4	1/2
30	2 1/4	1/2
40	1 3/4	1/2

*Based on field rate of 1 pound active ingredient per acre in the fertilizer volumes indicated. Increase volume proportionately to correspond with intended field rate in terms of pounds active ingredient per acre (e.g. for field rate of 4 pounds actual SUTAN + 7-E in 30 gallons fertilizer per acre, add 9 mL or 2 tsp SUTAN + 7-E to each jar for compatibility testing purposes.)

**Two (2) milliliters or one-half (1/2) teaspoon of adjuvant should be added to 1 pint of fluid fertilizer in order to equal the rate of 3 pints of adjuvant per 100 gallons of fluid fertilizer.

APPENDIX III

TANK MIX DIRECTIONS

- 1) Fill the spray tank at least 3/4 full of appropriate carrier. Be sure tank is clean and not contaminated with 2, 4-D, oil residue or other materials.
 - 2) Start agitation and continue moderate agitation throughout mixing.
 - 3) Premix the BLADEX or ATRAZINE making sure it is thoroughly wetted and dispersed in the tank prior to adding SUTAN + 7-E.
 - 4) Add the SUTAN + 7-E to the tank 3/4 full of carrier already mixed with BLADEX or ATRAZINE.
 - 5) Complete filling the remaining portion of the tank with carrier, mix thoroughly, maintain moderate agitation to provide a uniform mix during application.
 - 6) The tank mix combination should not be left in the spray tank for prolonged periods. Batches should be mixed and applied the same day.
- Do not use excessive agitation as it may cause the BLADEX or ATRAZINE to settle out and set up in the spray tank. All return lines to the tank must discharge below liquid level.

Rate Table* For 1/4 Cup of SUTAN + 7-E/ATRAZINE Premix And Adjuvant*** With Fluid Fertilizer**

Gallons Of Fluid Fertilizer To Be Applied Per Acre	10	15	20	25	30	40
Top Of SUTAN + 7-E For Premix With ATRAZINE	8 1/4	4	3	2 1/4	2	1 1/2
Top Of ATRAZINE 80WP For Premix With SUTAN + 7-E	7 1/4	5 1/4	4	3 1/4	2 3/4	2
Top Of ATRAZINE 4L For Premix With SUTAN + 7-E	4	2 3/4	2	1 3/4	1 1/4	1

*Based on field rate of 4 pounds actual SUTAN and 1 8 pounds actual ATRAZINE (80W) or 1 5 pounds actual ATRAZINE (4L) per acre in the fertilizer volumes indicated.

**Prepare two 1/4-cup SUTAN + 7-E ATRAZINE premixes by first adding ATRAZINE to water to make a smooth slurry, then add the SUTAN + 7-E and stir thoroughly. Add one premix to each of the jars.

***Two (2) milliliters or one-half (1/2) teaspoon of adjuvant should be added to 1 pint of fluid fertilizer in order to equal the rate of 3 pints of adjuvant per 100 gallons of fluid fertilizer.


Rate Table* For 1/4 Cup of SUTAN + 7-E/BLADEX Premix And Adjuvant*** With Fluid Fertilizer**

Gallons Of Fluid Fertilizer To Be Applied Per Acre	10	15	20	25	30	40
Top Of SUTAN + 7-E For Premix With BLADEX	8 1/4	4	3	2 1/4	2	1 1/2
Top Of BLADEX 80WP For Premix With SUTAN + 7-E	8 1/4	5 1/4	4 1/4	3 1/4	3	2 1/4
Top Of BLADEX 4L For Premix With SUTAN + 7-E	5 1/4	3 1/4	2 3/4	2 1/4	1 3/4	1 1/4

*Based on field rate of 4 pounds actual SUTAN and 2 pounds actual BLADEX (80W or 4L) per acre in the fertilizer volumes indicated.

**Prepare two 1/4-cup SUTAN + 7-E BLADEX premixes by first adding BLADEX to water to make a smooth slurry, then add the SUTAN + 7-E and stir thoroughly. Add one premix to each of the jars.

***Two (2) milliliters or one-half (1/2) teaspoon of adjuvant should be added to 1 pint of fluid fertilizer in order to equal the rate of 3 pints of adjuvant per 100 gallons of fluid fertilizer.



APPENDIX IV

Begins on page 46

APPENDIX IV

SUTAN + 7-E, SUTAN + 7-E/ ATRAZINE (80W or 4L) OR SUTAN + 7-E/BLADEX (80W or 4L) IMPREGNATION ON DRY BULK FERTILIZERS

SUTAN + 7-E alone and in combination with ATRAZINE or BLADEX may be impregnated on many dry bulk fertilizers (1) (2) and applied and incorporated into the soil before planting for the control of certain grassy weeds by SUTAN + 7-E and many grassy and broadleaf weeds by the SUTAN + 7-E ATRAZINE or SUTAN + 7-E BLADEX combination in corn.

All SUTAN + 7-E ATRAZINE (80W or 4L) and BLADEX (80W or 4L) label and supplementary literature instructions and precautions regarding rates per acre, soil type and soil incorporation, application and other directions must be followed.

Test results have shown that SUTAN + 7-E SUTAN + 7-E plus ATRAZINE (80W or 4L) and SUTAN + 7-E plus BLADEX (80W or 4L) on many dry bulk fertilizers give weed control equal to SUTAN + 7-E or a tank mix of SUTAN + 7-E plus ATRAZINE (80W or 4L) or SUTAN + 7-E plus BLADEX (80W or 4L) applied as a spray in water or liquid fertilizer. However, uniform impregnation of the pesticides on the dry fertilizer particles and uniform application in the field are necessary to assure good results.

A minimum of 200 pounds and a maximum of 450 pounds of approved fertilizer ingredients (1) (2) impregnated with the appropriate amount of SUTAN + 7-E alone or in combination with ATRAZINE (80W or 4L) or BLADEX (80W or 4L) must be applied per acre.

For impregnating the pesticides on dry fertilizers use a closed rotary-drum type mixer equipped with suitable spraying equipment. The spray nozzles should be positioned inside of the mixer to provide uniform spray coverage of the tumbling fertilizer. The SUTAN + 7-E should be sprayed uniformly onto the fertilizer using a fine spray pattern. For the SUTAN + 7-E ATRAZINE or SUTAN + 7-E BLADEX combination product the ATRAZINE (80W or 4L) or BLADEX (80W or 4L) can be added and mixed uniformly with the fertilizer prior to the SUTAN + 7-E addition or alternatively the SUTAN + 7-E and ATRAZINE (80W or 4L) or BLADEX (80W or 4L) can be mixed in the proper use ratio to prepare a uniform slurry for dirt spray impregnation.

The physical properties of fertilizers vary particularly in liquid absorptive capacity. When absorptivity is sufficient, simple spray impregnation of the fertilizer with SUTAN + 7-E provides a satisfactory dry mixture.

If the absorptivity is not adequate, use of a highly absorptive powder is required to provide a dry, free-flowing mixture.

Microcel E (Johns-Manville Products Corporation) is the recommended absorbent powder. It should be added separately and uniformly to the prepared pesticide-fertilizer mixture in a quantity that is sufficient to provide a suitably free-flowing mixture. Generally less than 2% by weight of Microcel E is required.

The amount of SUTAN + 7-E and ATRAZINE (80W or 4L) or BLADEX (80W or 4L) actually required in the manufacture of individual fertilizer mixtures should be determined carefully for each production operation. This is necessary to be sure that the amounts of SUTAN + 7-E ATRAZINE and BLADEX actually contained in the mixture applied to the soil represent the correct rates of use.

All individual state regulations relating to dry bulk fertilizer blending, registration, labeling and application are the responsibility of the individual and or company setting the SUTAN + 7-E, SUTAN + 7-E ATRAZINE, or SUTAN + 7-E BLADEX fertilizer mixtures.

Nitrate fertilizers represent a potential explosive hazard, particularly in contact with organic substances such as SUTAN + 7-E. Do not impregnate SUTAN + 7-E or SUTAN + 7-E ATRAZINE (80W or 4L) or SUTAN + 7-E BLADEX (80W or 4L) on ammonium nitrate. Do not use fertilizers containing ammonium, potassium or sodium nitrate.

Do not combine SUTAN + 7-E plus ATRAZINE (80W or 4L) or BLADEX (80W or 4L) with single super-phosphate (0-20-0) or treble super-phosphate (0-46-0).

Bulk fertilizers impregnated with SUTAN + 7-E or SUTAN + 7-E plus ATRAZINE (80W or 4L) or BLADEX (80W or 4L) should be applied immediately, NOT STORED. All bulk containers should be tightly covered while the products are being transported and applied to reduce chances of SUTAN + 7-E loss via volatilization.

(1) APPROVED DRY FERTILIZER INGREDIENTS FOR USE WITH SUTAN + 7-E

	N	P	K
Ammonium sulfate	21	0	0
Ammonium phosphate-sulfate	16	20	0
Diammonium phosphate	18	46	0
Potassium chloride	0	0	60
Potassium sulfate	0	0	52
Single super-phosphate	0	20	0
Treble super-phosphate	0	46	0
Urea*	45	0	0

*Some ureas may be phytotoxic when high rates

are applied to corn. Use only urea rates known to be safe for corn application.

NOTE: Sul-po-mag, K-mag and 11-46-0 have been shown to be compatible with SUTAN + 7-E and are approved for use.

SUTAN + 7-E Physical Data

Specific gravity 20-20°C 0.952
Lbs/gal 20-20°C 7.92
Flashpoint 197°F (Tagliabue closed cup)
viscosity sprayable down to minus 20°F

(2) APPROVED DRY FERTILIZER INGREDIENTS FOR USE WITH SUTAN + 7-E PLUS ATRAZINE (80W or 4L) OR BLADEX (80W or 4L)

	N	P	K
Ammonium sulfate	21	0	0
Ammonium phosphate-sulfate	16	20	0
Diammonium phosphate	18	46	0
Potassium chloride	0	0	60
Potassium sulfate	0	0	52
Urea*	45	0	0

*Some ureas may be phytotoxic when high rates are applied to corn. Use only urea rates known to be safe for corn application.

NOTE: Sul-po-mag, K-mag and 11-46-0 have been shown to be compatible with SUTAN + 7-E plus ATRAZINE 80W or SUTAN + 7-E plus BLADEX 80W and are approved for use.

(3) RATE CHART FOR THE IMPREGNATION OF DRY BULK FERTILIZERS WITH SUTAN + 7-E OR SUTAN + 7-E PLUS ATRAZINE (80W or 4L)

Fertilizer Rate Per Acre	SUTAN + 7-E Rate/Acre			ATRAZINE 80W Rate/Acre			ATRAZINE 4L Rate/Acre		
	3 1/2 pts per acre	4 1/2 pts per acre	7 pts per acre	1 1/2 lbs per acre	2 lbs per acre	1 qt per acre	1 1/2 qt per acre	1 qt per acre	1 1/2 qt per acre
200 lbs	17 1/2 lbs/ton	23 lbs/ton	34 1/2 lbs/ton	12 1/2 lbs/ton	20 lbs/ton	10 lbs/ton	15 lbs/ton	10 lbs/ton	15 lbs/ton
250 lbs	13 1/2 lbs/ton	18 1/2 lbs/ton	27 1/2 lbs/ton	10 lbs/ton	16 lbs/ton	8 lbs/ton	12 lbs/ton	8 lbs/ton	12 lbs/ton
300 lbs	11 1/2 lbs/ton	15 1/2 lbs/ton	23 lbs/ton	8 1/2 lbs/ton	13 1/2 lbs/ton	6 1/2 lbs/ton	10 lbs/ton	6 1/2 lbs/ton	10 lbs/ton
350 lbs	9 1/2 lbs/ton	13 lbs/ton	19 1/2 lbs/ton	7 1/4 lbs/ton	11 1/2 lbs/ton	5 1/2 lbs/ton	8 1/2 lbs/ton	5 1/2 lbs/ton	8 1/2 lbs/ton
400 lbs	8 1/2 lbs/ton	11 1/2 lbs/ton	17 1/2 lbs/ton	6 1/2 lbs/ton	10 lbs/ton	5 lbs/ton	7 1/2 lbs/ton	5 lbs/ton	7 1/2 lbs/ton
450 lbs	7 1/2 lbs/ton	10 1/2 lbs/ton	15 1/2 lbs/ton	5 1/2 lbs/ton	8 1/2 lbs/ton	4 1/2 lbs/ton	6 1/2 lbs/ton	4 1/2 lbs/ton	6 1/2 lbs/ton

(4) RATE CHART FOR THE IMPREGNATION OF DRY BULK FERTILIZERS WITH SUTAN + 7-E OR SUTAN + 7-E PLUS ATRAZINE (80W or 4L) OR BLADEX (80W or 4L)

Fertilizer Rate Per Acre	SUTAN + 7-E Rate/Acre			ATRAZINE 80W Rate/Acre			ATRAZINE 4L Rate/Acre		
	3 1/2 pts per acre	4 1/2 pts per acre	7 pts per acre	1 1/2 lbs per acre	2 lbs per acre	1 qt per acre	1 1/2 qt per acre	1 qt per acre	1 1/2 qt per acre
200 lbs	17 1/2 lbs/ton	23 lbs/ton	34 1/2 lbs/ton	12 1/2 lbs/ton	20 lbs/ton	10 lbs/ton	15 lbs/ton	10 lbs/ton	15 lbs/ton
250 lbs	13 1/2 lbs/ton	18 1/2 lbs/ton	27 1/2 lbs/ton	10 lbs/ton	16 lbs/ton	8 lbs/ton	12 lbs/ton	8 lbs/ton	12 lbs/ton
300 lbs	11 1/2 lbs/ton	15 1/2 lbs/ton	23 lbs/ton	8 1/2 lbs/ton	13 1/2 lbs/ton	6 1/2 lbs/ton	10 lbs/ton	6 1/2 lbs/ton	10 lbs/ton
350 lbs	9 1/2 lbs/ton	13 lbs/ton	19 1/2 lbs/ton	7 1/4 lbs/ton	11 1/2 lbs/ton	5 1/2 lbs/ton	8 1/2 lbs/ton	5 1/2 lbs/ton	8 1/2 lbs/ton
400 lbs	8 1/2 lbs/ton	11 1/2 lbs/ton	17 1/2 lbs/ton	6 1/2 lbs/ton	10 lbs/ton	5 lbs/ton	7 1/2 lbs/ton	5 lbs/ton	7 1/2 lbs/ton
450 lbs	7 1/2 lbs/ton	10 1/2 lbs/ton	15 1/2 lbs/ton	5 1/2 lbs/ton	8 1/2 lbs/ton	4 1/2 lbs/ton	6 1/2 lbs/ton	4 1/2 lbs/ton	6 1/2 lbs/ton

STORAGE AND DISPOSAL

PRECAUTIONS: Do not contaminate water, food, or feed by storage or disposal. Open dumping is prohibited.

PESTICIDE DISPOSAL: Rinse spray equipment, pesticide, spray mixture, or rinsate that cannot be used or chemically reprocessed should be disposed of in a landfill approved for pesticides.

CONTAINER DISPOSAL: Triple rinse (or equivalent), perforate rinsed containers, and offer for disposal in a landfill approved for pesticides. Do not reuse.

GENERAL: Consult federal, state or local disposal authorities for approved alternative procedures.

These products are also available from your Stauffer Dealer

Agren [®] Insecticide	Eradicone [®] Herbicide	Re-Neuf [®] Herbicide
Balan [®] Herbicide	Fedax [®] Fungicide	Surgass [®] Herbicide
Caplan [®] Fungicide	Imidan [®] Insecticide	Tilam [®] Herbicide
Devroff [®] Herbicide	Knaveed [®] Herbicide	Tritikam [®] Insecticide-Acaricide
Dyranol [®] Insecticide	Oxtram [®] Herbicide	Vigam [®] Soil Fungicide
Eldan [®] Herbicide	Prifer [®] Herbicide	Vernam [®] Herbicide

