



CLEANS, DISINFECTS AND DEODORIZES!



WITH CHEMICAL AND SCOURING ACTION: Cleans, disinfects and deodorizes toilet bowls with dual cleaning action. Chemical and Scouring Power to remove rust and hard water stains and to kill most household bowl germs even staph germs.

TO CLEAN AND DISINFECT—Flush toilet to wet bowl. Shake ½ cup of Sani-Flush around the bowl sides and in the water. Let stand until foam is gone. Brush or swab all surfaces thoroughly before flushing. Many household germs are dead. Repeat twice weekly for thorough cleanliness.

TO REMOVE STUBBORN BOWL STAINS—For hard water stains and incrustations, follow steps above. Then pour Sani-Flush freely over remaining stains and in water. Let stand for several hours or overnight. Brush thoroughly and flush. This procedure also cleans trap or outlet which cannot be reached by brush.

Regular use of Sani-Flush keeps white or colored bowls stain free, sanitary, sparkling and bright. Sani-Flush should be used for toilets only. Do not use on bathtubs, sinks, or any other enameled or metal fixtures. Safe for porcelain toilets, plumbing and septic tanks. Contains no phosphates.


DANGER: CONTAINS SODIUM BISULFATE • HARMFUL IF SWALLOWED
 Damaging to eyes. Irritating to skin. Keep out of reach of Children. Do not get in eyes, on skin or clothing. Do not use with chlorine type bleaches, as harmful fumes may result. Do not reuse container. Destroy when empty.

FIRST AID—EXTERNAL—Flood the surface with water, using soap freely, then cover with moist Magnesia or Baking Soda. If splashed in eyes, wash thoroughly with water. CALL PHYSICIAN.

FIRST AID—INTERNAL—Give Milk of Magnesia, chalk or whiting suspended in much water, milk or raw egg white. CALL PHYSICIAN.

KEEP IN DRY PLACE • REPLACE CAP PROMPTLY AFTER USING

BOYLE-MIDWAY INC., NEW YORK, N.Y. 10017
 E.P.A. Registration No. 475-198-AA Boyle-Midway Div.
 EPA Est. 475-0H-1 Net Wt. 964 Kilo
 Made in U.S.A. SFCDA-1



G H I J K

OCT 31 1975
 UNDER THE FEDERAL INSECTICIDE
 FUNGICIDE AND RODENTICIDE ACT
 FOR ECONOMIC PESTICIDE REGISTERED
 UNDER NO.



**TOILET BOWL CLEANER
 WITH DUAL CLEANING ACTION**

Cleans, Disinfects, Deodorizes

DANGER KEEP OUT OF REACH OF CHILDREN
 Read First Aid and precautions on back before use.

NET WT. 34 OZS. (2 LB. 2 OZS.)

ACTIVE INGREDIENT
 Sodium Bisulfate 75.00%
INERT INGREDIENTS 25.00%
 (Includes Scouring and
 Polishing Agents)



CLEANS, DISINFECTS AND DEODORIZES!



WITH CHEMICAL AND SCOURING ACTION: Cleans, disinfects and deodorizes toilet bowls with dual cleaning action. Chemical and Scouring Power to remove rust and hard water stains and to kill most household bowl germs even staph germs.

TO CLEAN AND DISINFECT—Flush toilet to wet bowl. Shake ½ cup of Sani-Flush around the bowl sides and in the water. Let stand until foam is gone. Brush or swab all surfaces thoroughly before flushing. Many household germs are dead. Repeat twice weekly for thorough cleanliness.

TO REMOVE STUBBORN BOWL STAINS—For hard water stains and incrustations, follow steps above. Then pour Sani-Flush freely over remaining stains and in water. Let stand for several hours or overnight. Brush thoroughly and flush. This procedure also cleans trap or outlet which cannot be reached by brush.

Regular use of Sani-Flush keeps white or colored bowls stain free, sanitary, sparkling and bright. Sani-Flush should be used for toilets only. Do not use on bathtubs, sinks, or any other enameled or metal fixtures. Safe for porcelain toilets, plumbing and septic tanks. Contains no phosphates.



DANGER: CONTAINS SODIUM BISULFATE • HARMFUL IF SWALLOWED
Damaging to eyes. Irritating to skin. Keep out of reach of Children. Do not get in eyes, on skin or clothing. Do not use with chlorine type bleaches, as harmful fumes may result. Do not reuse container. Destroy when empty.

FIRST AID—EXTERNAL—Flood the surface with water, using soap freely, then cover with moist Magnesia or Baking Soda. If splashed in eyes, wash thoroughly with water. CALL PHYSICIAN.

FIRST AID—INTERNAL—Give Milk of Magnesia, chalk or whiting suspended in much water, milk or raw egg white. CALL PHYSICIAN.

KEEP IN DRY PLACE • REPLACE CAP PROMPTLY AFTER USING

BOYLE-MIDWAY INC., NEW YORK, N.Y. 10017
E.P.A. Registration No. 475-198-AA Boyle-Midway Div.
Net Wt. 964 Kilo SFCDA-1
Made in U.S.A.



G H I J K

OCT 31 1975

UNDER THE FEDERAL INSECTICIDE
FUNGICIDE AND RODENTICIDE ACT
FOR ECONOMIC POISON REGISTERED
UNDER NO.



**TOILET BOWL CLEANER
WITH DUAL CLEANING ACTION**

Cleans, Disinfects, Deodorizes

DANGER KEEP OUT OF REACH OF CHILDREN
Read First Aid and precautions on back before use.


NET WT. 34 OZS. (2 LB. 2 OZS.)

ACTIVE INGREDIENT
Sodium Bisulfate 75.00%
INERT INGREDIENTS 25.00%
(Includes Scouring and Polishing Agents)



WITH CHEMICAL AND SCOURING ACTION: Cleans, disinfects and deodorizes toilet bowls with dual cleaning action. Chemical and Scouring Power to remove rust and hard water stains and to kill most household bowl germs even staph germs.

CLEANS, DISINFECTS AND DEODORIZES!



TO CLEAN AND DISINFECT—Flush toilet to wet bowl. Shake ½ cup of Sani-Flush around the bowl sides and in the water. Let stand until foam is gone. Brush or swab all surfaces thoroughly before flushing. Many household germs are dead. Repeat twice weekly for thorough cleanliness.



TO REMOVE STUBBORN BOWL STAINS—For hard water stains and incrustations, follow steps above. Then pour Sani-Flush freely over remaining stains and in water. Let stand for several hours or overnight. Brush thoroughly and flush. This procedure also cleans trap or outlet which cannot be reached by brush.

Regular use of Sani-Flush keeps white or colored bowls stain free, sanitary, sparkling and bright. Sani-Flush should be used for toilets only. Do not use on bathtubs, sinks, or any other enameled or metal fixtures. Safe for porcelain toilets, plumbing and septic tanks. Contains no phosphates.



DANGER: CONTAINS SODIUM BISULFATE • HARMFUL IF SWALLOWED
 Damaging to eyes. Irritating to skin. Keep out of reach of Children. Do not get in eyes, on skin or clothing. Do not use with chlorine type bleaches, as harmful fumes may result. Do not reuse container. Destroy when empty.

FIRST AID—EXTERNAL—Flood the surface with water, using soap freely, then cover with moist Magnesia or Baking Soda. If splashed in eyes, wash thoroughly with water. CALL PHYSICIAN.

FIRST AID—INTERNAL—Give Milk of Magnesia, chalk or whiting suspended in much water, milk or raw egg white. CALL PHYSICIAN.

KEEP IN DRY PLACE • REPLACE CAP PROMPTLY AFTER USING

BOYLE-MIDWAY INC., NEW YORK, N.Y. 10017
 E.P.A. Registration No. 475-198-AA Boyle-Midway Div.
 Net Wt. 964 Kilo SFCDA-1
 Made in U.S.A.



0 1 1 1 1

OCT 31 1975
 UNDER THE FEDERAL INSECTICIDE FUNGICIDE AND RODENTICIDE ACT FOR ECONOMIC PERSON REGISTERED UNDER NO.



TOILET BOWL CLEANER WITH DUAL CLEANING ACTION

Cleans, Disinfects, Deodorizes

DANGER KEEP OUT OF REACH OF CHILDREN
 Read First Aid and precautions on back before use.

NET WT. 34 OZS. (2 LB. 2 OZS.)

ACTIVE INGREDIENT
 Sodium Bisulfate 75.00%
INERT INGREDIENTS 25.00%
 (Includes Scouring and Polishing Agents)