


432-1529

6/19/2013

1/38

 <b>U.S. ENVIRONMENTAL PROTECTION AGENCY</b> Office of Chemical Safety and Pollution Prevention Office of Pesticide Programs Registration Division (7504P) 1200 Pennsylvania Ave., N.W. Washington, DC 20460  <b>NOTICE OF PESTICIDE:</b> <input checked="" type="checkbox"/> Registration <input type="checkbox"/> Registration Review Under FIFRA, as amended	<b>EPA Reg. Number:</b>  <b>432-1529</b>	<b>Date of Issuance:</b>  <b>JUN 19 2013</b>
	<b>Term of Issuance:</b> Unconditional	
	<b>Name of Pesticide Product:</b> <b>Tebuconazole SC Turf and Ornamental Fungicide</b>	

<b>Name and Address of Registrant (include ZIP Code):</b> <b>Bayer CropScience</b> <b>Environmental Science Division</b> <b>2 T.W. Alexander Drive</b> <b>Research Triangle Park, NC 27709</b>	<b>Mailed to:</b> Geraldine Meunier Regulatory Manager
--	--


**Note:** Changes in labeling differing in substance from that accepted in connection with this registration must be submitted to and accepted by the Registration Division prior to use of the label in commerce. In any correspondence on this product always refer to the above EPA registration number.

On the basis of information furnished by the registrant, the above named pesticide is hereby registered under the Federal Insecticide, Fungicide and Rodenticide Act. Registration is in no way to be construed as an endorsement or recommendation of this product by the Agency. In order to protect health and the environment, the Administrator, on his motion, may at any time suspend or cancel the registration of a pesticide in accordance with the Act. The acceptance of any name in connection with the registration of a product under this Act is not to be construed as giving the registrant a right to exclusive use of the name or to its use if it has been covered by others.

This product is registered in accordance with FIFRA section 3(c)(5) provided that you:

1. Submit and/or cite all data required for registration of your product under FIFRA sec 3(c)(5) when the Agency requires all registrants of similar products to submit such data; and submit acceptable responses required for reregistration of your product under FIFRA section 4.

Page 1 of 2

<b>Signature of Approving Official:</b>  Hope Johnson, Acting Product Manager (21) Fungicide Branch/Registration Division/OPP/OCSPP (7504P)	<b>Date:</b>  <b>JUN 19 2013</b>
---	--

JUN 19 2013

2. Make the following changes to the label:
  - a. Change the product registration number to "EPA Reg. No. 432-1529"
  - b. Add Net Contents information
  - c. Add EPA Establishment Number
3. Submit one copy of the revised final printed label for the record before the product is released for shipment.

If these requirements are not complied with, the registration will be subject to cancellation in accordance with FIFRA sec. 6(e). Your release for shipment of the product constitutes acceptance of these conditions.

The basic Confidential Statement of Formula (CSF) dated 5/2/2013 for the product referred to above, submitted in connection with registration under the Federal Insecticide, Fungicide and Rodenticide Act is acceptable. This basic CSF will be added to the file for this product.

The Agency acknowledges your request for the following alternate brand names:

Tebuconazole SC Turf Fungicide  
Tebuconazole SC Ornamental Fungicide  
Lynx™  
Mirage™

A copy of the label stamped "Accepted" is enclosed for your records.



Hope Johnson  
Acting Product Manager (21)  
Fungicide Branch  
Registration Division (7504P)

Enclosure:

Label stamped "Accepted"  
Product Chemistry Review DP408955 dated May 21, 2013  
Acute Toxicity Review DP408957 dated May 28, 2013



GROUP	3	FUNGICIDE
-------	---	-----------

# Tebuconazole SC

## Turf and Ornamental Fungicide

[ABN: Tebuconazole SC Turf fungicide; Tebuconazole SC Ornamental fungicide; LYNX™; MIRAGE™]

For the enhancement of greener and more dense turfgrass and control of listed diseases of turfgrass on golf courses and landscape ornamentals.

<b>ACTIVE INGREDIENT:</b>	
Tebuconazole, alpha-[2-(4-chlorophenyl)ethyl]alpha-(1,1-dimethylethyl)-1H-1,2,4-triazole-1-ethanol.....	21.4%
<b>OTHER INGREDIENTS:</b> .....	78.6%
<b>TOTAL:</b> .....	100%

EPA Reg. No 432-XXXX

EPA Est. No. \_\_\_\_

Contains 2 pounds of tebuconazole per gallon

Net Contents:

**KEEP OUT OF REACH OF CHILDREN**  
**CAUTION**

For MEDICAL and TRANSPORTATION Emergencies **ONLY** Call 24 Hours A Day 1-800-334-7577  
For PRODUCT USE Information Call 1-800-331-2867

FIRST AID	
<b>If swallowed</b>	<ul style="list-style-type: none"> <li>• Call a poison control center or doctor immediately for treatment advice.</li> <li>• Have person sip a glass of water if able to swallow.</li> <li>• Do not induce vomiting unless told to do so by a poison control center or doctor.</li> <li>• Do not give anything by mouth to an unconscious person.</li> </ul>
<b>If on skin or clothing</b>	<ul style="list-style-type: none"> <li>• Take off contaminated clothing.</li> <li>• Rinse skin immediately with plenty of water for 15 to 20 minutes.</li> <li>• Call a poison control center or doctor for treatment advice.</li> </ul>
<b>If in eyes</b>	<ul style="list-style-type: none"> <li>• Hold eye open and rinse slowly and gently with water for 15 to 20 minutes. Remove contact lenses, if present, after the first 5 minutes, then continue rinsing.</li> <li>• Call a poison control center or doctor for treatment advice.</li> </ul>
<p><b>For MEDICAL Emergencies Call 24 Hours A Day 1-800-334-7577.</b></p> <p><b>Have the product container or label with you when calling a poison control center or doctor or going for treatment.</b></p>	
<p><b>Note To Physician:</b> No specific antidote. Treat symptomatically.</p> <p>Symptoms of poisoning: The compound does not cause any definite symptoms that would be diagnostic. Contact with the eyes may cause irritation.</p>	

## PRECAUTIONARY STATEMENTS

### HAZARDS TO HUMANS AND DOMESTIC ANIMALS

#### CAUTION

Harmful if swallowed or absorbed through the skin. Avoid contact with skin eyes or clothing. Avoid breathing vapor or spray mist. Remove contaminated clothing and wash before reuse. Wash thoroughly with soap and water after handling and before eating, drinking, chewing gum, using tobacco or using the toilets.

#### Personal Protective Equipment (PPE)

All mixers, loaders applicators and other handlers must wear:

- Long-sleeved shirt and long pants
- Chemical-resistant gloves made of any waterproof material
- Shoes plus socks

Follow manufacturer's instructions for cleaning/ maintaining PPE. If no such instructions for washables exist, use detergent and hot water. Keep and wash PPE separately from other laundry.

**Engineering controls statements:** When handlers use closed systems, enclosed cabs, or aircraft in a manner that meets the requirements listed in the Worker Protection Standard (WPS) for agricultural pesticides [40 CFR 170.240(d)(4-6)], the handler PPE requirements may be reduced or modified as specified in the WPS.

#### User Safety Recommendations

##### Users should:

- Wash thoroughly with soap and water after handling and before eating, drinking, chewing gum, using tobacco or using the toilet.
- Remove clothing/PPE immediately if pesticide gets inside. Then wash thoroughly and put on clean clothing.
- User should remove PPE immediately after handling this product. Wash the outside of gloves before removing. As soon as possible, wash thoroughly and change into clean clothing.

## ENVIRONMENTAL HAZARDS

This pesticide is toxic to mammals, fish, and aquatic invertebrates. Do not apply directly to water, or to areas where surface water is present or to intertidal areas below the mean high water mark. Drift and runoff may be hazardous to aquatic organisms in neighboring areas.

Do not contaminate water when disposing of equipment washwater or rinsate.

**Groundwater advisory:** Tebuconazole is known to leach through soil into groundwater under certain conditions as a result of label use. Use of this chemical in areas where soils are permeable particularly where the water table is shallow, may result in ground water contamination.

**Surface water advisory:** This product may contaminate water through drift of spray in wind. This product has a high potential for runoff for several months or more after application. Poorly draining soils and soils with shallow water tables are more prone to runoff that contains this product. A level, well maintained vegetative buffer strip between areas to which this product is applied and surface water features such as ponds, streams, and springs will reduce the potential for contamination of water from rainfall-runoff. Runoff of this product will be reduced by avoiding applications when rainfall is forecasted to occur within 48 hours.

## DIRECTIONS FOR USE

It is a violation of Federal law to use this product in a manner inconsistent with its labeling.

Do not apply this product in a way that will contact workers or other persons, either directly or through drift. Only protected handlers may be in the area during application. For any requirements specific to your State or Tribe, consult the agency responsible for pesticide regulation.

### AGRICULTURAL USE REQUIREMENTS

Use this product only in accordance with its labeling and with the Worker Protection Standard, 40 CFR part 170. This Standard contains requirements for the protection of agricultural workers on farms, forests, nurseries, greenhouses, and handlers of agricultural pesticides. It contains requirements for training, decontamination, notification, and emergency assistance. It also contains specific instructions and exceptions pertaining to the statements on this label about personal protective equipment (PPE), restricted-entry interval. The requirements in this box only apply to uses of this product that are covered by the Worker Protection Standard.

Do not enter or allow worker entry into treated areas during the restricted entry interval (REI) of 12 hours.

PPE required for early entry to treated areas that is permitted under the Worker Protection Standard and that involves contact with anything that has been treated, such as plants, soil, or water, is:

- Coveralls
- Chemical-resistant gloves made of any waterproof material
- Shoes plus socks

### NON-AGRICULTURAL USE REQUIREMENTS

The requirements in this box apply to uses of this product that are NOT within the scope of the Worker Protection Standard for agricultural pesticides (40 CFR Part 170). The WPS applies when this product is used to produce agricultural plants on farms, forests, nurseries, or greenhouses.

Do not enter or allow others to enter the treated area until sprays have dried. If watering in is required after the application, do not enter or allow others to enter the treated areas (except those involved in the watering) until the watering-in is complete and the surface is dry.

## PRODUCT INFORMATION

### PRODUCT USE RESTRICTIONS

**AERIAL APPLICATION:** Do not apply by aerial application.

**CHEMIGATION:** Do not apply this product through any type of irrigation system.

**OBSERVE THE FOLLOWING RESTRICTIONS WHEN SPRAYING IN THE VICINITY OF AQUATIC AREAS SUCH AS LAKES, RESERVOIRS, RIVERS, PERMANENT STREAMS, MARSHES OR NATURAL PONDS, AND ESTUARIES.**

- Do not apply within 100 feet of aquatic areas listed above.
- To prevent unwanted exposure to bodies of water maintain a 10 foot wide non-cultivated vegetative strip filter.
- See spray drift management section for further information.

### APPLICATION INFORMATION

**TEBUCONAZOLE SC Turf and Ornamental Fungicide** is absorbed rapidly and works systemically from within the plant. Good coverage and wetting of the foliage are necessary. An application is rainfast after drying (~30 minutes) and rain or sprinkler irrigation after this time does not decrease effectiveness.

**TEBUCONAZOLE SC Turf and Ornamental Fungicide** should be used as part of an integrated pest management plan that promotes plant growth and minimizes stress conditions. Apply in all cases when plants are fully established and actively growing. Applications should be applied at prescribed interval to maintain disease control.

This product may cause staining. Avoid off-target hardscapes such as cart paths, driveways, pavers, or similar materials. Rinse spray equipment thoroughly with warm water and detergent. Applications using sufficient water volume to provide thorough and uniform coverage generally provide the most effective disease control. Do not make applications when conditions favor drift. All applications of **TEBUCONAZOLE SC Turf and Ornamental Fungicide** must be made in accordance with the use directions of this label.

### SPRAY MIXING AND COMPATIBILITY

Begin with clean spray equipment and add one-half of the required quantity of water to the spray or mixing tank and start agitation. Refer to the product amounts tabulated under **PRODUCT QUANTITY (FL OZ) by SPRAY VOLUME and TANK CAPACITY** and add the required quantity of fungicide and the tank-mix partner if applicable to the water and complete filling with water to the required total volume. Follow the recommendations of your State Cooperative Extension Service for tank-mixing with other products. In general, follow the order beginning first with water-soluble packaging (wait for it to completely dissolve), wettable powders and water-dispersible granular products, liquid flowables and suspension concentrates and emulsifiable concentrates last. Maintain agitation throughout spraying. Do not allow spray mixture to remain in the tank overnight, or for long periods during the day without agitation.

The turf safety of all potential tank-mixes with **TEBUCONAZOLE SC Turf and Ornamental Fungicide** including additives and other pesticides has not been tested on all turf species and varieties. Before applying any tank-mixture not specifically prescribed on this label, safety to the target plant should be confirmed. **TEBUCONAZOLE SC Turf and Ornamental Fungicide** is compatible with most commonly used fungicide, herbicide, insecticide, growth regulator and foliar nutrient products. However, the physical compatibility of **TEBUCONAZOLE SC Turf and Ornamental Fungicide** with all potential tank-mix partners has not been fully investigated. If tank mixing with other pesticides is desirable, conduct a jar test with the volumes and rates typically used for turfgrass or ornamental application. Using a small container of water, add the proportionate amounts of the products: wettable powders and water-dispersible granular products first, then liquid flowables and emulsifiable concentrates last. After thoroughly mixing, let stand for at least 15 minutes. Look for signs of separation, globules, sludge, flakes, or other precipitates. Physical compatibility is indicated if the combination remains mixed or can be remixed readily.

- The use of a soil penetrating adjuvant may improve the movement into the soil when irrigation after treatment is required for disease control.
- Combinations of **TEBUCONAZOLE SC Turf and Ornamental Fungicide** at high labeled rates with plant growth regulators (PGRs) may impact turf quality and reduce turf growth particularly during period of heat stress and high humidity.
- When preparing spray mixtures of **TEBUCONAZOLE SC Turf and Ornamental Fungicide** with Bayer Products add the products in the following order: 1) Water dispersible products such as **Compass®**, 2) **TEBUCONAZOLE SC Turf and Ornamental Fungicide** followed by other suspension concentrates such as, **26GT® INTERFACE®** and lastly 3) **Chipco® Signature™**.

**TANK MIXING:** **TEBUCONAZOLE SC Turf and Ornamental Fungicide** may be used alone to control diseases or alternatively used in tank mix or sequentially with other registered fungicides or with other pesticides for use on golf course turf in accordance with the most restrictive of label limitations and precautions. No label dosage rates should be exceeded. This product cannot be mixed with any product containing a label prohibition against such mixing. When combined with **Chipco Signature**, the combination will relieve the symptoms of summer stress syndrome/decline. Tank mix with **Fiata™** for added Plant Health benefits on fairways.

When tank mixing with other products, it is the responsibility of the end-user/applicator to ensure that the tank-mix partner is registered in the state where the application is being made. Not all products are registered in all states; please verify state registration of tank mixed products in your state before selling, distributing, or using.

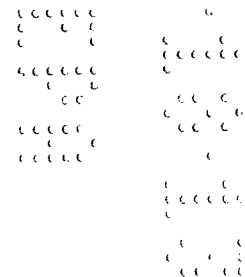
**SPRAY ADDITIVES:** Use of various spray additives such as spreaders, extenders, trace elements or fertilizers are not prescribed but should be evaluated prior to use. The label directions given here are based on data obtained with no additives; use of any product with **TEBUCONAZOLE Turf and Ornamental Fungicide** may affect the result. Contact local university extension personnel or Bayer representative prior to use of spray mix additives.

## RESISTANCE MANAGEMENT

The active ingredient in **TEBUCONAZOLE SC Turf and Ornamental Fungicide** belongs to the Sterol Inhibitor or Demethylation Inhibitor class of chemistry (FRAC Group 3). To maintain long term effectiveness of **TEBUCONAZOLE SC Turf and Ornamental Fungicide**, incorporate non DMI-fungicides into seasonal disease control programs and integrate cultural practices to reduce overall disease pressure. For diseases that exhibit a high risk for DMI resistance development, such as dollar spot, alternate or tank-mix **TEBUCONAZOLE SC Turf and Ornamental Fungicide** applications with non-DMI fungicides, minimize curative applications and use appropriate rates and application intervals to maximize disease control.

## SPRAY DRIFT MANAGEMENT

Spray equipment and weather affect spray drift. Consider all factors when making application decisions. Where states have more stringent regulations, they must be observed. Avoiding spray drift is the responsibility of the applicator or grower. To reduce the potential for drift, the application equipment must be set to apply medium to large droplets (i.e., ASAE Standard 572) with corresponding spray pressure. Use high flow rate nozzles to apply the highest practical spray volume, using the appropriate droplet size to ensure adequate canopy distribution, coverage, and penetration. With most nozzle types, narrower spray angles produce larger droplets. Follow the nozzle manufacturer's directions on pressure, orientation, spray volume, etc., in order to minimize drift and optimize coverage and control.



#### Wind

Avoid making applications when spray particles may be carried by air currents to areas where sensitive crops and plants are growing. Do not spray near sensitive plants if wind is gusty, below 2 mph, or in excess of 10 mph and moving in the direction of adjacent areas of sensitive crops or plants. Do not apply during temperature inversions. Always make applications when there is some air movement to determine the direction and distance of possible spray drift.

Local terrain may influence wind patterns; the applicator should be familiar with local conditions and understand how they may impact spray drift. Boom or nozzle shielding can reduce the effects of wind or air currents on drift. Verify that the shields do not interfere with uniform deposition of product prior to application.

#### Temperature Inversion

A surface temperature inversion (i.e., increasing temperature with increasing altitude) greatly increases the potential for drift. Avoid application when conditions are favorable to inversion. Presence of ground fog is a good indicator of a surface temperature inversion.

#### Sensitive Areas

Sensitive areas for **TEBUCONAZOLE SC Turf and Ornamental Fungicide** are defined as bodies of water (ponds, lakes, rivers, and streams), wetlands, habitats for endangered species, and non-labeled agricultural crop areas. Applicators must take all precautions necessary to keep spray drift from reaching sensitive areas.

## DIRECTIONS FOR USE OF TEBUCONAZOLE SC TURF AND ORNAMENTAL FUNGICIDE ON TURF

### TURF USE RESTRICTIONS

- For use on turf on golf courses only
- Do not use on home lawns and turf sites associated with apartment buildings, daycare centers, playgrounds, playfields, recreational park, athletic fields, athletic fields located on or next to schools (i.e., elementary, middle and high school), campgrounds, churches, and theme parks.
- Do not use on turf grown for sale or commercial use as sod.
- Do not exceed 6.5 fl oz of **TEBUCONAZOLE SC Turf and Ornamental Fungicide** per 1,000 sq ft per year.
- Do not apply more than 6 applications per year.
- Do not apply more than 3 applications per year in New York State.
- Do not use clippings for animal feed.
- Not for residential use.

### APPLICATIONS FOR TURF DISEASES CONTROL

#### APPLICATION METHOD

Apply the specified amount of **TEBUCONAZOLE SC Turf and Ornamental Fungicide** in 1.5 to 4 gallons of water per 1,000 sq ft of turfgrass.

Make all applications after mowing and allow foliage to dry thoroughly before irrigation.

#### TURF TOLERANCE

Use **TEBUCONAZOLE SC Turf and Ornamental Fungicide** in accordance with the label instructions on:

- all cool season turf such as Bentgrasses, Bluegrasses, Fescues, Ryegrasses, including mixtures thereof
- warm season grasses such as St. Augustinegrass, Seashore paspalum, Kikuyugrass, and Zoysiagrass.

**TEBUCONAZOLE SC Turf and Ornamental Fungicide** is not phytotoxic to these aforementioned grasses.

Bermudagrasses tolerate applications of **TEBUCONAZOLE SC Turf and Ornamental Fungicide** when daily temperatures do not exceed 85 °F prior to or after application. Avoid applications during spring transition. Ensure complete green-up of bermudagrass has occurred to avoid any potential growth inhibition.

#### PLANT HEALTH

The use of **TEBUCONAZOLE SC Turf and Ornamental Fungicide** at the prescribed label rates during the spring, summer, or fall results in greener healthier and more dense turf.



TURF-SPECIFIC USE DIRECTIONS<sup>1</sup>

TEBUCONAZOLE SC Turf and Ornamental Fungicide controls the diseases listed below

Disease Control	Rate fl oz Product /1,000 ft <sup>2</sup>	When to apply?	Interval between apps. (days)	Application directions	Rotation/Tank Mix Recommendation
Anthracnose ( <i>Colletotrichum cereale</i> )	1.0-2.0	Begin fungicide applications preventively when conditions are favorable for disease development.	14-28	<b>Under high disease pressure or for early curative application</b> , use the higher rate and shorter interval.	Rotate with <b>Chipco Signature</b> tank-mixes as part of seasonal program.
Brown Patch ( <i>Rhizoctonia solani</i> )		Reapply as needed but do not exceed maximum prescribed rates.			Rotate with <b>26GT or Interface</b> fungicide for improved seasonal management.
Brown Ring (Waitea) Patch ( <i>Waitea circinata</i> var. <i>circinata</i> )	1.0-2.0	Begin fungicide applications at the early stage of yellow ring symptom development or when conditions are favorable for disease development.  Reapply as needed but do not exceed maximum prescribed rates.	14-28	Late curative applications may be less effective. <b>Lightly water-in applications to move fungicide into thatch for increased effectiveness.</b>	
Cool season Brown patch /Yellow patch ( <i>Rhizoctonia cerealis</i> )	1.0-2.0	Make 1 to 2 applications when conditions are favorable for disease development.	21-28	<b>Under high disease pressure or for early curative application</b> , use the higher rate.	
Dollar Spot ( <i>Sclerotinia homeocarpa</i> )	1.0-2.0	Begin fungicide applications preventively.  Reapply as needed but do not exceed maximum prescribed rates.	14-28	<b>For preventive applications</b> where light disease pressure is anticipated, use the lower rate and longer interval. <b>Under high disease pressure or for early curative application</b> , use the higher rate and shorter interval.	Rotation with <b>26GT or Interface</b> fungicide is prescribed for resistance management.
Fairy Ring (caused by Basidiomycete fungi)	1.0-2.0	Apply in late winter/early spring preventively when mean soil temperature reach 55-60° F over 5 days at a 2 inch depth.	[Reapply] 28 [days later]	Water-in the treatment with the next irrigation cycle or within 10 hours to the depth at which fairy ring is present. Do not apply to overseeded Bermudagrass during spring transition. <b>For preventive applications</b> where light disease pressure is anticipated, use the lower rate. <b>Under high disease pressure or if there is prior history or for early curative application</b> , use the higher rate.	Use with <b>Prostar®</b> as part of seasonal program.

Gray Leaf Spot ( <i>Pyricularia grisea</i> )	1.0-2.0	Begin fungicide applications preventively when conditions are favorable for disease development.  Reapply as needed but do not exceed maximum prescribed rates.	14-28	Under high disease pressure or for early curative application, use the higher rate.	
Gray Snow Mold, Typhula Blight ( <i>Typhula</i> spp.)  Pink snow mold ( <i>Microdochium nivale</i> )	1.0-2.0	Begin fungicide applications preventively in the late fall prior to lasting snow cover. Make 1-2 applications when heavy disease pressure is anticipated.	28	Under high disease pressure use the higher rate	Under conditions for severe disease tank mix with other fungicides with alternative modes of action such as <b>Interface fungicide</b> that are effective on snow molds.
Large Patch (Zoysia Patch) ( <i>Rhizoctonia solani</i> )	1.0-2.0	Begin fungicide applications preventatively in the fall and spring. Make 1-2 applications, when conditions are favorable for disease development. Fall applications should be made when 2-inch depth soil temperatures are 72-75° F. Follow with a spring application after approximately 50% green up.	28	For preventive applications where light disease pressure is anticipated, use the lower rate and longer interval. <b>Under high disease pressure or if there is prior history or for early curative application, use the higher rate and shorter interval.</b>	Use with <b>Prostar</b> as part of seasonal program.
Microdochium Patch ( <i>Microdochium nivale</i> )	1.0-2.0	Begin fungicide applications preventively when the turf is moist and temperatures range from 32-65 °F without lasting snowfall.  Repeat applications when high disease pressure is anticipated.	10-14	Under high disease pressure use the higher rate	Under conditions for severe disease tank mix with <b>26GT</b> or <b>Interface fungicide</b> .
Necrotic Ring Spot ( <i>Ophiosphaerella korrae</i> )	2.0	Begin fungicide applications in spring when conditions are favorable for disease development.	[Reapply] 28 [days later]	Lightly water-in applications to move fungicide into crown area and root zone.	
Pink Patch ( <i>Limonomyces roseipellis</i> )	1.0-2.0	Begin fungicide applications preventively when conditions are favorable for disease development.  Reapply as needed but do not exceed maximum prescribed rates.	14-28	Under high disease pressure or for early curative application, use the higher rate.	
Red Thread ( <i>Laetisaria fuciformis</i> )					
Rust ( <i>Puccinia</i> spp.)					

Spring Dead Spot ( <i>Ophiosphaerella korrae</i> , <i>O. herpotricha</i> , <i>Leptosphaeria korrae</i> , <i>L. namari</i> )	2.0	Begin fungicide applications preventively when soil temperatures drop below 75° F at a 2-inch soil depth in the fall.	[Reapply] 28 [days later]	Lightly water-in applications to move fungicide into crown area and root zone.	
Summer Patch ( <i>Magnaporthe poae</i> )	1.0-2.0	Begin fungicide applications preventively when soil temperatures reach 65° F at a 2-inch soil depth. Reapply as needed or as part of a seasonal fungicide rotation program but do not exceed maximum prescribed rates.	14-28	Use adequate spray-volume or water-in application to crowns and upper roots for maximum effectiveness. Under high disease pressure or if there is prior history, Use the higher rate and shorter interval.	
Take-all Patch ( <i>Gaeumannomyces graminis</i> var. <i>avenae</i> )	1.0-2.0	Make 1-2 applications in the fall and/or spring depending on disease pressure and severity. Begin preventive applications in the fall when 2-inch depth soil temperatures reach 60-65°F and again in the spring when 2-inch depth soil temperatures reach 55-60°F.	14-28	Treat preventively for the disease. Water-in applications into the upper root zone after application. Under high disease pressure, make 2 applications in the fall and spring at the high rate.	
Take-all Root Rot [Bermudagrass Decline, Warm Season Turfgrass Decline] ( <i>Gaeumannomyces graminis</i> var. <i>graminis</i> )	2.0	Apply preventive fungicides in the spring and fall. Make 1-2 applications prior to conditions favorable for disease development.	28	Apply fungicide in adequate water volume or water-in applications to upper root zone. Apply fungicide prior to periods of stress, including hot, humid conditions or extended wet weather.	

<sup>1</sup>DO NOT apply more than 6.5 fl oz per 1,000 ft<sup>2</sup> of TEBUCONAZOLE SC Turf and Ornamental Fungicide per year.

**PRODUCT QUANTITY (FL OZ) by SPRAY VOLUME and TANK CAPACITY**

- TEBUCONAZOLE SC Turf and Ornamental Fungicide at 1.0 fl oz per 1,000 ft<sup>2</sup>

Spray Volume (Gal per 1,000 ft <sup>2</sup> ) Spray Tank Capacity	1 Gal	2 Gal	3 Gal	4 Gal	5 Gal
25 Gal	25 fl oz	12.5 fl oz	8 fl oz	6 fl oz	5 fl oz
50 Gal	50 fl oz	25 fl oz	16 fl oz	12.5 fl oz	10 fl oz
100 Gal	100 fl oz	50 fl oz	33 fl oz	25 fl oz	20 fl oz
200 Gal	200 fl oz	100 fl oz	67 fl oz	50 fl oz	40 fl oz

- TEBUCONAZOLE SC Turf and Ornamental Fungicide at 2.0 fl oz per 1,000 ft<sup>2</sup>

Spray Volume  
(Gal per 1,000 ft<sup>2</sup>)

Spray Tank Capacity \	1 Gal	2 Gal	3 Gal	4 Gal	5 Gal
25 Gal	50 fl oz	25 fl oz	16 fl oz	12.5 fl oz	10 fl oz
50 Gal	100 fl oz	50 fl oz	33 fl oz	25 fl oz	20 fl oz
100 Gal	200 fl oz	100 fl oz	67 fl oz	50 fl oz	40 fl oz
200 Gal	400 fl oz	200 fl oz	133 fl oz	100 fl oz	80 fl oz

## DIRECTIONS FOR USE OF TEBUCONAZOLE SC TURF AND ORNAMENTAL FUNGICIDE ON ORNAMENTALS

**TEBUCONAZOLE SC Turf and Ornamental Fungicide** is a systemic fungicide that has curative and protectant properties that can be used for the control of certain foliar and flower diseases of ornamentals grown in the field, nurseries and container ornamentals and residential and commercial landscapes.

### ORNAMENTAL USE RESTRICTIONS

- Intended for use only by professional applicators.
- Do not exceed 18 fl oz of **TEBUCONAZOLE SC Turf and Ornamental Fungicide** per acre in a single application.
- Do not apply more than 0.56 gallons (72 fl oz) per acre per year of **TEBUCONAZOLE SC Turf and Ornamental Fungicide** (equal to 1.13 lbs per acre per year of tebuconazole).
- Do not apply more than 4 applications per year of the highest rate of 18 fl oz/100 gall.
- Do not apply to fruit bearing trees or vegetables.
- Do not use treated portions of plants for food or feed purposes.

### APPLICATIONS FOR ORNAMENTAL DISEASE CONTROL

#### APPLICATION METHOD

Apply **TEBUCONAZOLE SC Turf and Ornamental Fungicide** as a foliar spray at 7 to 18 fl oz/100 gallons of water to the point of drip before disease is detected or when conditions are favorable for disease development.

Continue on 7- to 14-day intervals until threat of disease is over.

Under heavy disease pressure, use the highest rate and the shortest interval. Under light disease pressure, the application interval may be extended.

#### ORNAMENTALS TOLERANCE

The plants that **TEBUCONAZOLE SC Turf and Ornamental Fungicide** have been tested on, diseases that are controlled and specific directions for use are listed in Tables 1 and 2.

**Table 1. TEBUCONAZOLE SC Turf and Ornamental Fungicide** has been tested for phytotoxicity and been found safe to the following plants. For plants not listed and for use in tank mixtures, see **Notice to Users** below.

Plant	Disease		Applica tion rate	Application timing	Interval between applications
	Common name	Scientific name			
Flowering and Foliage Plants					

Blanket Flower Calendula Chrysanthemum Cyclamen Dahlia Dusty Miller Kalanchoe Lupine Poinsettia	Anthracnose Black Spot Blossom Blight Petal Blight Scab Apple Scab (Pyracantha)	<i>Discula spp.</i> <i>Diplocarpon rosae</i> <i>Monilinia spp.</i> <i>Ovulinia azalea</i> <i>Venturia inaequalis</i> <i>Spilocaea pyracanthae</i>	7-18 fl oz/100 gall of water	Before disease is detected or when conditions are favorable for disease development.	7-14 days
	Leaf Spot	<i>Coccomyces hiemalis</i> <i>Didymellina spp.</i> <i>Entomosporium spp.</i>			
	Rust	<i>Gymnosporangium spp.</i> <i>Melampsora farlowii</i> <i>Phragmidium spp.</i> <i>Puccinia spp.</i>			
	Powdery Mildew	<i>Erysiphe spp.</i> <i>Microsphaera spp.</i> <i>Podosphaera spp.</i> <i>Sphaerotheca spp.</i>			
Bee Balm Cosmos Gerber Daisy Zinnia	Rust	<i>Gymnosporangium spp.</i> <i>Melampsora farlowii</i> <i>Phragmidium spp.</i> <i>Puccinia spp.</i>			
Aster Carnation Phlox Pinks ( <i>Dianthus sp.</i> ) Snapdragon					
Iris	Leaf Spot	<i>Coccomyces hiemalis</i> <i>Didymellina spp.</i> <i>Entomosporium spp.</i>			

**Table 2.TEBUCONAZOLE SC Turf and Ornamental Fungicide** has been tested for phytotoxicity and been found safe to the following plants. For plants not listed and for use in tank mixtures, see **Notice to Users** below.

Trees and Shrubs					
Plant	Disease		Applica tion rate	Application timing	Interval between applications
	Common name	Scientific name			
Camellia Cinquefoil ( <i>Potentilla sp.</i> ) Crape Myrtle Hydrangea River Birch	Anthracnose Black Spot Blossom Blight Petal Blight Scab Apple Scab (Pyracantha)	<i>Discula spp.</i> <i>Diplocarpon rosae</i> <i>Monilinia spp.</i> <i>Ovulinia azalea</i> <i>Venturia inaequalis</i> <i>Spilocaea pyracanthae</i>	7-18 fl oz/100 gall of water	Before disease is detected or when conditions are favorable for disease development.	7-14 days
	Leaf Spot	<i>Coccomyces hiemalis</i> <i>Didymellina spp.</i> <i>Entomosporium spp.</i>			

Hawthorn Hemlock Hollyhock	Rust	<i>Gymnosporangium spp.</i> <i>Melampsora farlowii</i> <i>Phragmidium spp.</i> <i>Puccinia spp.</i>			
Apple, non-bearing*		<i>Erysiphe spp.</i> <i>Microsphaera spp.</i> <i>Podosphaera spp.</i> <i>Sphaerotheca spp.</i>			
Crabapple		<i>Venturia inaequalis</i>			
Azalea	Petal Blight**	<i>Ovulinia azalea</i>	7-18 fl oz/100 gall of water	Before disease is detected or when conditions are favorable for disease development.	7-14 days
Cherry, non-bearing*	Powdery Mildew	<i>Erysiphe spp.</i> <i>Microsphaera spp.</i> <i>Podosphaera spp.</i> <i>Sphaerotheca spp.</i>			
	Blossom Blight	<i>Monilinia spp.</i>			
	Leaf Spot	<i>Coccomyces hiemalis</i> <i>Didymellina spp.</i> <i>Entomosporium spp.</i>			
Dogwood	Anthrachnose	<i>Discula spp.</i>			
	Leaf Spot	<i>Coccomyces hiemalis</i> <i>Didymellina spp.</i> <i>Entomosporium spp.</i>			
Sycamore	Powdery Mildew	<i>Erysiphe spp.</i> <i>Microsphaera spp.</i> <i>Podosphaera spp.</i> <i>Sphaerotheca spp.</i>			
	Anthrachnose	<i>Discula spp.</i>			
Nectarine, non-bearing*	Powdery Mildew	<i>Monilinia spp.</i>	7-18 fl oz/100 gall of water	Before disease is detected or when conditions are favorable for disease development.	7-14 days
Peach, non-bearing*					
Lilac Serviceberry		<i>Erysiphe spp.</i> <i>Microsphaera spp.</i> <i>Podosphaera spp.</i> <i>Sphaerotheca spp.</i>			
Photinia***	Leaf Spot	<i>Coccomyces hiemalis</i> <i>Didymellina spp.</i> <i>Entomosporium spp.</i>			

\* Do not apply **TEBUCONAZOLE SC Turf and Ornamental Fungicide** to fruit trees that will bear harvestable fruit within 12 months of last application.

\*\* For Petal Blight control, apply 2 - 3 times per week into the flowers as they open and develop color.

\*\*\* For roses and Photinia, use **TEBUCONAZOLE SC Turf and Ornamental Fungicide** at 8 fl oz/100 gal. for best

performance.

The product is not prescribed for use on African violet, Begonias, Boston Fern and Geraniums.

**NOTICE TO USER:** Plant tolerance has been found to be acceptable on all ornamentals that it has been tested on. Due to the large number of species and varieties of ornamental plants, it is impossible to test every one for tolerance to **TEBUCONAZOLE SC Turf and Ornamental Fungicide**. Neither the Manufacturer nor the Seller has determined whether or not **TEBUCONAZOLE SC Turf and Ornamental Fungicide** can be used safely on ornamental plants not specified on this label. The user should determine if **TEBUCONAZOLE SC Turf and Ornamental Fungicide** could be used safely prior to commercial use. In a small area test the prescribed rates on a small number of plants for phytotoxicity prior to widespread use. Before using **TEBUCONAZOLE SC Turf and Ornamental Fungicide** in tank mixture with other products, test the mixture on a small number of plants for phytotoxicity prior to widespread use.

Before using **TEBUCONAZOLE SC Turf and Ornamental Fungicide** on plants that are not listed in the Directions for Use, test **TEBUCONAZOLE SC Turf and Ornamental Fungicide** on a small scale first.

## STORAGE AND DISPOSAL

Do not contaminate water, food, or feed by storage or disposal.

### PESTICIDE STORAGE

Store in original container and keep tightly closed when not in use. Store in a cool dry place. Avoid cross-contamination with other pesticides.

### PESTICIDE DISPOSAL

Pesticides wastes are toxic. Improper disposal of excess pesticide, spray mixture, or rinsate is a violation of Federal Law. If these wastes cannot be used according to label instructions, contact your State Pesticide or Environmental Control Agency or Hazardous Waste representative at the nearest EPA regional office for guidance in proper disposal methods.

### CONTAINER HANDLING

#### Rigid, Non-refillable containers (equal to or less than 5 gallons)

Non-refillable container. Do not reuse or refill this container. Offer for recycling, if available. Triple rinse or pressure rinse container (or equivalent) promptly after emptying. Triple rinse as follows: Empty the remaining contents into application equipment or a mix tank and drain for 10 seconds after the flow begins to drip. Fill the container 1/4 full with water and recap. Shake for 10 seconds. Pour rinsate into application equipment or a mix tank or store rinsate for later use or disposal. Drain for 10 seconds after the flow begins to drip. Repeat this procedure two more times.

Pressure rinse as follows: Empty the remaining contents into application equipment or a mix tank and continue to drain for 10 seconds after the flow begins to drip. Hold container upside down over application equipment or mix tank or collect rinsate for later use or disposal. Insert pressure rinsing nozzle in the side of the container, and rinse at about 40 PSI for at least 30 seconds. Drain for 10 seconds after the flow begins to drip.

Once container is rinsed, offer for recycling if available or puncture and dispose of in a sanitary landfill.

#### Rigid Non-refillable containers (greater than 5 gallons or 50 lb)

Non-refillable container. Do not reuse or refill this container. Offer for recycling, if available Triple rinse as follows: Empty the remaining contents into application equipment or a mix tank. Fill the container 1/4 full with water. Replace and tighten closures. Tip container on its side and roll it back and forth, ensuring at least one complete revolution, for 30 seconds. Stand the container on its end and tip it back and forth several times. Turn the container over onto its other end and tip it back and forth several times. Empty the rinsate into application equipment or a mix tank or store rinsate for later use or disposal. Repeat this procedure two more times.

Once container is rinsed, offer for recycling, if available or puncture and dispose of in a sanitary landfill or by incineration, or, if allowed by State and local authorities, by burning. If burned, stay out of smoke.

#### Rigid Non-refillable containers that are too large to shake (i.e., with capacities greater than 5 gallons or 50 lbs)

Non-refillable containers - Do not reuse or refill this container. Refer to Bottom Discharge IBC or Top Discharge IBC, Drums, Kegs information as follows.

##### Bottom Discharge IBC (e.g. – Schuetz Caged IBC or Snyder Square Stackable)

Pressure rinsing the container before final disposal is the responsibility of the person disposing of the container. To pressure rinse the container before final disposal, empty the remaining contents from the IBC into application equipment or mix tank. Raise the bottom of the IBC by 1.5 inches on the side which is opposite of the bottom discharge valve to promote more complete product removal.

Completely remove the top lid of the IBC. Use water pressurized to at least 40 PSI to rinse all interior portions. Continuously pump or drain rinsate into application equipment or rinsate collection system while pressure rinsing. Continue pressure rinsing for 2 minutes or until rinsate becomes clear. Replace the lid and close bottom valve.

##### Top Discharge IBC, Drums, Kegs (e.g.– Snyder 120 Next Gen, Bonar B120, Drums, Kegs).

Triple rinsing the container before final disposal is the responsibility of the person disposing of the container. To triple rinse the container before final disposal, empty the remaining contents from this container into application equipment or mix tank. Fill the container at least 10 percent full with water. Agitate vigorously or recirculate water with the pump for 2 minutes. Rinse all interior surfaces. Pour or pump rinsate into application equipment or rinsate collection system. Repeat this procedure two more times.

Once container is rinsed, offer for recycling if available or puncture and dispose of in a sanitary landfill or by incineration.



**IMPORTANT: READ BEFORE USE**

Read the entire Directions for Use, Conditions, Disclaimer of Warranties and Limitations of Liability before using this product. If terms are not acceptable, return the unopened product container at once.

By using this product, user or buyer accepts the following Conditions, Disclaimer of Warranties and Limitations of Liability.

**CONDITIONS:** The directions for use of this product are believed to be adequate and must be followed carefully. However, it is impossible to eliminate all risks associated with the use of this product. Ineffectiveness, plant injury, other property damage, as well as other unintended consequences may result because of factors beyond the control of Bayer CropScience LP. Those factors include, but are not limited to, weather conditions, presence of other materials or the manner of use or application. All such risks shall be assumed by the user or buyer. **DISCLAIMER OF WARRANTIES:** TO THE EXTENT CONSISTENT WITH APPLICABLE LAW, BAYER CROPSCIENCE LP MAKES NO OTHER WARRANTIES, EXPRESS OR IMPLIED, OF MERCHANTABILITY OR OF FITNESS FOR A PARTICULAR PURPOSE OR OTHERWISE, THAT EXTEND BEYOND THE STATEMENTS MADE ON THIS LABEL. No agent of Bayer CropScience LP is authorized to make any warranties beyond those contained herein or to modify the warranties contained herein. TO THE EXTENT CONSISTENT WITH APPLICABLE LAW, BAYER CROPSCIENCE LP DISCLAIMS ANY LIABILITY WHATSOEVER FOR SPECIAL, INCIDENTAL, OR CONSEQUENTIAL DAMAGES RESULTING FROM THE USE OR HANDLING OF THIS PRODUCT.

**LIMITATIONS OF LIABILITY:** TO THE EXTENT CONSISTENT WITH APPLICABLE LAW, THE EXCLUSIVE REMEDY OF THE USER OR BUYER FOR ANY AND ALL LOSSES, INJURIES OR DAMAGES RESULTING FROM THE USE OR HANDLING OF THIS PRODUCT, WHETHER IN CONTRACT, WARRANTY, TORT, NEGLIGENCE, STRICT LIABILITY OR OTHERWISE, SHALL NOT EXCEED THE PURCHASE PRICE PAID, OR AT BAYER CROPSCIENCE LP'S ELECTION, THE REPLACEMENT OF PRODUCT.

## Tebuconazole SC Turf and Ornamental Fungicide.

Bayer (reg'd), the Bayer cross (reg'd) 26GT®, Chipco®, Compass®, Fiata™, Interface®, LYNX™, MIRAGE™, Prostar®, Signature™ and Backed by Bayer are trademarks of Bayer.

Produced for



**Bayer Environmental Science**

A Business Group of Bayer CropScience LP  
P.O. Box 12014, 2 T.W. Alexander Drive  
Research Triangle Park, North Carolina 27709

# **Tebuconazole SC**

## **Turf and Ornamental Fungicide**

---

[ABN: Tebuconazole SC Turf fungicide; Tebuconazole SC Ornamental fungicide; MIRAGE™; LYNX™;]

### **SUB-LABEL A**

### **TURF USES**

GROUP

3

FUNGICIDES

# Tebuconazole SC

## Turf Fungicide

For the enhancement of greener and more dense turfgrass on golf courses.

**ACTIVE INGREDIENT:**

Tebuconazole, alpha-[2-(4-chlorophenyl)ethyl]alpha-(1,1-dimethylethyl)-1H-1,2,4-triazole-1-ethanol.....21.4%

**OTHER INGREDIENTS:** .....78.6%

**TOTAL:** .....100%

EPA Reg. No 432-XXXX

EPA Est. No. \_\_\_\_

Contains 2 pounds of tebuconazole per gallon

Net Contents:

**KEEP OUT OF REACH OF CHILDREN**

### CAUTION

For MEDICAL and TRANSPORTATION Emergencies ONLY Call 24 Hours A Day 1-800-334-7577

For PRODUCT USE Information Call 1-800-331-2867

### FIRST AID

<b>If swallowed</b>	<ul style="list-style-type: none"> <li>• Call a poison control center or doctor immediately for treatment advice.</li> <li>• Have person sip a glass of water if able to swallow.</li> <li>• Do not induce vomiting unless told to do so by a poison control center or doctor.</li> <li>• Do not give anything by mouth to an unconscious person.</li> </ul>
<b>If on skin or clothing</b>	<ul style="list-style-type: none"> <li>• Take off contaminated clothing.</li> <li>• Rinse skin immediately with plenty of water for 15 to 20 minutes.</li> <li>• Call a poison control center or doctor for treatment advice.</li> </ul>
<b>If in eyes</b>	<ul style="list-style-type: none"> <li>• Hold eye open and rinse slowly and gently with water for 15 to 20 minutes. Remove contact lenses, if present, after the first 5 minutes, then continue rinsing.</li> <li>• Call a poison control center or doctor for treatment advice.</li> </ul>

**For MEDICAL Emergencies Call 24 Hours A Day 1-800-334-7577.**

Have the product container or label with you when calling a poison control center or doctor or going for treatment.

**Note To Physician:** No specific antidote. Treat symptomatically.

Symptoms of poisoning: The compound does not cause any definite symptoms that would be diagnostic. Contact with the eyes may cause irritation.

## PRECAUTIONARY STATEMENTS

### HAZARDS TO HUMANS AND DOMESTIC ANIMALS

#### CAUTION

Harmful if swallowed or absorbed through the skin. Avoid contact with skin eyes or clothing. Avoid breathing vapor or spray mist. Remove contaminated clothing and wash before reuse. Wash thoroughly with soap and water after handling and before eating, drinking, chewing gum, using tobacco or using the toilets.

#### Personal Protective Equipment (PPE)

All mixers, loaders applicators and other handlers must wear:

- Long-sleeved shirt and long pants
- Chemical-resistant gloves made of any waterproof material
- Shoes plus socks

Follow manufacturer's instructions for cleaning/ maintaining PPE. If no such instructions for washables exist, use detergent and hot water. Keep and wash PPE separately from other laundry.

**Engineering controls statements:** When handlers use closed systems, enclosed cabs, or aircraft in a manner that meets the requirements listed in the Worker Protection Standard (WPS) for agricultural pesticides [40 CFR 170.240(d)(4-6)], the handler PPE requirements may be reduced or modified as specified in the WPS.

#### User Safety Recommendations

##### Users should:

- Wash thoroughly with soap and water after handling and before eating, drinking, chewing gum, using tobacco or using the toilet.
- Remove clothing/PPE immediately if pesticide gets inside. Then wash thoroughly and put on clean clothing.
- User should remove PPE immediately after handling this product. Wash the outside of gloves before removing. As soon as possible, wash thoroughly and change into clean clothing.

## ENVIRONMENTAL HAZARDS

This pesticide is toxic to mammals, fish, and aquatic invertebrates. Do not apply directly to water, or to areas where surface water is present or to intertidal areas below the mean high water mark. Drift and runoff may be hazardous to aquatic organisms in neighboring areas.

Do not contaminate water when disposing of equipment washwater or rinsate.

**Groundwater advisory:** Tebuconazole is known to leach through soil into groundwater under certain conditions as a result of label use. Use of this chemical in areas where soils are permeable particularly where the water table is shallow, may result in ground water contamination.

**Surface water advisory:** This product may contaminate water through drift of spray in wind. This product has a high potential for runoff for several months or more after application. Poorly draining soils and soils with shallow water tables are more prone to runoff that contains this product. A level, well maintained vegetative buffer strip between areas to which this product is applied and surface water features such as ponds, streams, and springs will reduce the potential for contamination of water from rainfall-runoff. Runoff of this product will be reduced by avoiding applications when rainfall is forecasted to occur within 48 hours.

## DIRECTIONS FOR USE

It is a violation of Federal law to use this product in a manner inconsistent with its labeling.

Do not apply this product in a way that will contact workers or other persons, either directly or through drift. Only protected handlers may be in the area during application. For any requirements specific to your State or Tribe, consult the agency responsible for pesticide regulation.

#### AGRICULTURAL USE REQUIREMENTS

Use this product only in accordance with its labeling and with the Worker Protection Standard, 40 CFR part 170. This Standard contains requirements for the protection of agricultural workers on farms, forests, nurseries, greenhouses, and handlers of agricultural pesticides. It contains requirements for training, decontamination, notification, and emergency assistance. It also contains specific instructions and exceptions pertaining to the statements on this label about personal protective equipment (PPE), restricted-entry interval. The requirements in this box only apply to uses of this product that are covered by the Worker Protection Standard.

Do not enter or allow worker entry into treated areas during the restricted entry interval (REI) of 12 hours.

PPE required for early entry to treated areas that is permitted under the Worker Protection Standard and that involves contact with anything that has been treated, such as plants, soil, or water, is:

- Coveralls
- Chemical-resistant gloves made of any waterproof material
- Shoes plus socks

#### NON-AGRICULTURAL USE REQUIREMENTS

The requirements in this box apply to uses of this product that are NOT within the scope of the Worker Protection Standard for agricultural pesticides (40 CFR Part 170). The WPS applies when this product is used to produce agricultural plants on farms, forests, nurseries, or greenhouses.

Do not enter or allow others to enter the treated area until sprays have dried. If watering in is required after the application, do not enter or allow others to enter the treated areas (except those involved in the watering) until the watering-in is complete and the surface is dry.

## PRODUCT INFORMATION

### PRODUCT USE RESTRICTIONS

**AERIAL APPLICATION:** Do not apply by aerial application.

**CHEMIGATION:** Do not apply this product through any type of irrigation system.

**OBSERVE THE FOLLOWING RESTRICTIONS WHEN SPRAYING IN THE VICINITY OF AQUATIC AREAS SUCH AS LAKES, RESERVOIRS, RIVERS, PERMANENT STREAMS, MARSHES OR NATURAL PONDS, AND ESTUARIES.**

- Do not apply within 100 feet of aquatic areas listed above.
- To prevent unwanted exposure to bodies of water maintain a 10 foot wide non-cultivated vegetative strip filter.
- See Spray drift management section for further information.

### APPLICATION INFORMATION

**TEBUCONAZOLE SC Turf Fungicide** is absorbed rapidly and works systemically from within the plant. Good coverage and wetting of the foliage are necessary. An application is rainfast after drying (~30 minutes) and rain or sprinkler irrigation after this time does not decrease effectiveness.

**TEBUCONAZOLE SC Turf Fungicide** should be used as part of an integrated pest management plan that promotes plant growth and minimizes stress conditions. Apply in all cases when plants are fully established and actively growing. Applications should be applied at prescribed interval to maintain disease control.

This product may cause staining. Avoid off-target hardscapes such as cart paths, driveways, pavers, or similar materials. Rinse spray equipment thoroughly with warm water and detergent. Applications using sufficient water volume to provide thorough and uniform coverage generally provide the most effective disease control. Do not make applications when conditions favor drift. All applications of **TEBUCONAZOLE SC Turf Fungicide** must be made in accordance with the use directions of this label.

### SPRAY MIXING AND COMPATIBILITY

Begin with clean spray equipment and add one-half of the required quantity of water to the spray or mixing tank and start agitation. Refer to the product amounts tabulated under **PRODUCT QUANTITY (FL OZ) by SPRAY VOLUME and TANK CAPACITY** and add the required quantity of fungicide and the tank-mix partner if applicable to the water and complete filling with water to the required total volume. Follow the recommendations of your State Cooperative Extension Service for tank-mixing with other products. In general, follow the order beginning first with water-soluble packaging (wait for it to completely dissolve), wettable powders and water-dispersible granular products, liquid flowables and suspension concentrates and emulsifiable concentrates last. Maintain agitation throughout spraying. Do not allow spray mixture to remain in the tank overnight, or for long periods during the day without agitation.

The turf safety of all potential tank-mixes with **TEBUCONAZOLE SC Turf Fungicide** including additives and other pesticides has not been tested on all turf species and varieties. Before applying any tank-mixture not specifically prescribed on this label, safety to the target plant should be confirmed. **TEBUCONAZOLE SC Turf Fungicide** is compatible with most commonly used fungicide, herbicide, insecticide, growth regulator and foliar nutrient products. However, the physical compatibility of **TEBUCONAZOLE SC Turf Fungicide** with all potential tank-mix partners has not been fully investigated. If tank mixing with other pesticides is desirable, conduct a jar test with the volumes and rates typically used for turfgrass application. Using a small container of water, add the proportionate amounts of the products: wettable powders and water-dispersible granular products first, then liquid flowables and emulsifiable concentrates last. After thoroughly mixing, let stand for at least 15 minutes. Look for signs of separation, globules, sludge, flakes, or other precipitates. Physical compatibility is indicated if the combination remains mixed or can be remixed readily.

- The use of a soil penetrating adjuvant may improve the movement into the soil when irrigation after treatment is required for disease control.
- Combinations of **TEBUCONAZOLE SC Turf Fungicide** at high labeled rates with plant growth regulators (PGRs) may impact turf quality and reduce turf growth particularly during period of heat stress and high humidity.
- When preparing spray mixtures of **TEBUCONAZOLE SC Turf Fungicide** with Bayer Products add the products in the following order: 1) Water dispersible products such as **Compass®**, 2) **TEBUCONAZOLE SC Turf Fungicide** followed by other suspension concentrates such as, **26GT® INTERFACE®** and lastly 3) **Chipco® Signature™**.

**TANK MIXING:** **TEBUCONAZOLE SC Turf Fungicide** may be used alone to control diseases or alternatively used in tank mix or sequentially with other registered fungicides or with other pesticides for use on golf course turf in accordance with the most restrictive of label limitations and precautions. No label dosage rates should be exceeded. This product cannot be mixed with any product containing a label prohibition against such mixing. When combined with **Chipco Signature**, the combination will relieve the symptoms of summer stress syndrome /decline. Tank mix with **Fiata™** for added Plant Health benefits on fairways.

When tank mixing with other products, it is the responsibility of the end-user/applicator to ensure that the tank-mix partner is registered in the state where the application is being made. Not all products are registered in all states; please verify state registration of tank mixed products in your state before selling, distributing, or using.

**SPRAY ADDITIVES:** Use of various spray additives such as spreaders, extenders, trace elements or fertilizers are not prescribed but should be evaluated prior to use. The label directions given here are based on data obtained with no additives; use of any product with **TEBUCONAZOLE Turf Fungicide** may affect the result. Contact local university extension personnel or Bayer representative prior to use of spray mix additives.

## RESISTANCE MANAGEMENT

The active ingredient in **TEBUCONAZOLE SC Turf Fungicide** belongs to the Sterol Inhibitor or Demethylation Inhibitor class of chemistry (FRAC Group 3). To maintain long term effectiveness of **TEBUCONAZOLE SC Turf Fungicide**, incorporate non DMI-fungicides into seasonal disease control programs and integrate cultural practices to reduce overall disease pressure. For diseases that exhibit a high risk for DMI resistance development, such as dollar spot, alternate or tank-mix **TEBUCONAZOLE SC Turf Fungicide** applications with non-DMI fungicides, minimize curative applications and use appropriate rates and application intervals to maximize disease control.

## SPRAY DRIFT MANAGEMENT

Spray equipment and weather affect spray drift. Consider all factors when making application decisions. Where states have more stringent regulations, they must be observed. Avoiding spray drift is the responsibility of the applicator or grower. To reduce the potential for drift, the application equipment must be set to apply medium to large droplets (i.e., ASAE Standard 572) with corresponding spray pressure. Use high flow rate nozzles to apply the highest practical spray volume, using the appropriate droplet size to ensure adequate canopy distribution, coverage, and penetration. With most nozzle types, narrower spray angles produce larger droplets. Follow the nozzle manufacturer's directions on pressure, orientation, spray volume, etc., in order to minimize drift and optimize coverage and control.

### Wind

Avoid making applications when spray particles may be carried by air currents to areas where sensitive crops and plants are growing. Do not spray near sensitive plants if wind is gusty, below 2 mph, or in excess of 10 mph and moving in the direction of adjacent areas of sensitive crops or plants. Do not apply during temperature inversions. Always make applications when there is some air movement to determine the direction and distance of possible spray drift.

Local terrain may influence wind patterns; the applicator should be familiar with local conditions and understand how they may impact spray drift. Boom or nozzle shielding can reduce the effects of wind or air currents on drift. Verify that the shields do not interfere with uniform deposition of product prior to application.

### Temperature Inversion

A surface temperature inversion (i.e., increasing temperature with increasing altitude) greatly increases the potential for drift. Avoid application when conditions are favorable to inversion. Presence of ground fog is a good indicator of a surface temperature inversion.

**Sensitive Areas**

Sensitive areas for **TEBUCONAZOLE SC Turf Fungicide** are defined as bodies of water (ponds, lakes, rivers, and streams), wetlands, habitats for endangered species, and non-labeled agricultural crop areas. Applicators must take all precautions necessary to keep spray drift from reaching sensitive areas.

**DIRECTIONS FOR USE OF TEBUCONAZOLE SC ON TURF****TURF USE RESTRICTIONS**

- For use on turf on golf courses only
- Do not use on home lawns and turf sites associated with apartment buildings, daycare centers, playgrounds, playfields, recreational park, athletic fields, athletic fields located on or next to schools (i.e., elementary, middle and high school), campgrounds, churches, and theme parks.
- Do not use on turf grown for sale or commercial use as sod.
- Do not exceed 6.5 fl oz of **TEBUCONAZOLE SC Turf Fungicide** per 1,000 sq ft per year.
- Do not apply more than 6 applications per year.
- Do not apply more than 3 applications per year in New York State.
- Do not use clippings for animal feed.
- Not for residential use.

**APPLICATIONS FOR TURF DISEASES CONTROL****APPLICATION METHOD**

Apply the specified amount of **TEBUCONAZOLE SC Turf Fungicide** in 1.5 to 4 gallons of water per 1,000 sq ft of turfgrass. Make all applications after mowing and allow foliage to dry thoroughly before irrigation.

**TURF TOLERANCE**

Use **TEBUCONAZOLE SC Turf Fungicide** in accordance with the label instructions on:

- all cool season turf such as Bentgrasses, Bluegrasses, Fescues, Ryegrasses, including mixtures thereof
- warm season grasses such as St. Augustinegrass, Seashore paspalum, Kikuyugrass, and Zoysiagrass.

**TEBUCONAZOLE SC Turf Fungicide** is not phytotoxic to these aforementioned grasses.

Bermudagrasses tolerate applications of **TEBUCONAZOLE SC Turf Fungicide** when daily temperatures do not exceed 85 °F prior to or after application. Avoid applications during spring transition. Ensure complete green-up of bermudagrass has occurred to avoid any potential growth inhibition.

**PLANT HEALTH**

The use of **TEBUCONAZOLE SC Turf Fungicide** at the prescribed label rates during the spring, summer, or fall results in greener healthier and more dense turf.

TURF-SPECIFIC USE DIRECTIONS<sup>1</sup>

TEBUCONAZOLE SC Turf Fungicide controls the diseases listed below

Disease Control	Rate fl oz Product /1,000 ft <sup>2</sup>	When to apply?	Interval between apps. (days)	Application directions	Rotation/Tank Mix Recommendation
Anthracnose ( <i>Colletotrichum cereale</i> )	1.0-2.0	Begin fungicide applications preventively when conditions are favorable for disease development.	14-28	<b>Under high disease pressure or for early curative application</b> , use the higher rate and shorter interval.	Rotate with <b>Chipco Signature</b> tank-mixes as part of seasonal program.
Brown Patch ( <i>Rhizoctonia solani</i> )		Reapply as needed but not exceed maximum prescribed rates.			Rotate with <b>26GT or Interface</b> fungicide for improved seasonal management.
Brown Ring (Waitea) Patch ( <i>Waitea circinata</i> var. <i>circinata</i> )	1.0-2.0	Begin fungicide applications at the early stage of yellow ring symptom development or when conditions are favorable for disease development.  Reapply as needed but not exceed maximum prescribed rates.	14-28	Late curative applications may be less effective. <b>Lightly water-in applications to move fungicide into thatch for increased effectiveness.</b>	
Cool season Brown patch /Yellow patch ( <i>Rhizoctonia cerealis</i> )	1.0-2.0	Make 1 to 2 applications when conditions are favorable for disease development.	21-28	<b>Under high disease pressure or for early curative application</b> , use the higher rate.	
Dollar Spot ( <i>Sclerotinia homeocarpa</i> )	1.0-2.0	Begin fungicide applications preventively.  Reapply as needed but not exceed maximum prescribed rates.	14-28	<b>For preventive applications</b> where light disease pressure is anticipated, use the lower rate and longer interval. <b>Under high disease pressure or for early curative application</b> , use the higher rate and shorter interval.	Rotation with <b>26GT or Interface</b> fungicide is prescribed for resistance management.
Fairy Ring (caused by Basidiomycete fungi)	1.0-2.0	Apply in late winter/early spring preventively when mean soil temperature reach 55-60° F over 5 days at a 2 inch depth.	[Reapply] 28 [days later]	Water-in the treatment with the next irrigation cycle or within 10 hours to the depth at which fairy ring is present. Do not apply to overseeded bermudagrass during spring transition. <b>For preventive applications</b> where light disease pressure is anticipated, use the lower rate. <b>Under high disease pressure or if there is prior history or for early curative application</b> , use the higher rate.	Use with <b>Prostar®</b> as part of seasonal program.



Gray Leaf Spot ( <i>Pyricularia grisea</i> )	1.0-2.0	Begin fungicide applications preventively when conditions are favorable for disease development.  Reapply as needed but not exceed maximum prescribed rates.	14-28	<b>Under high disease pressure or for early curative application, use the higher rate.</b>	
Gray Snow Mold, Typhula Blight ( <i>Typhula</i> spp.)  Pink snow mold ( <i>Microdochium nivale</i> )	1.0-2.0	Begin fungicide applications preventively in the late fall prior to lasting snow cover. Make 1-2 applications when heavy disease pressure is anticipated.	28	<b>Under high disease pressure use the higher rate</b>	<b>Under conditions for severe disease</b> tank mix with other fungicides with alternative modes of action such as <b>Interface fungicide</b> that are effective on snow molds.
Large Patch (Zoysia Patch) ( <i>Rhizoctonia solani</i> )	1.0-2.0	Begin fungicide applications preventatively in the fall and spring. Make 1-2 applications, when conditions are favorable for disease development. Fall applications should be made when 2-inch depth soil temperatures are 72-75° F. Follow with a spring application after approximately 50% green up.	28	<b>For preventive applications</b> where light disease pressure is anticipated, use the lower rate and longer interval. <b>Under high disease pressure or if there is prior history or for early curative application, use the higher rate and shorter interval.</b>	Use with <b>Prostar</b> as part of seasonal program.
Microdochium Patch ( <i>Microdochium nivale</i> )	1.0-2.0	Begin fungicide applications preventively when the turf is moist and temperatures range from 32-65 °F without lasting snowfall.  Repeat applications when high disease pressure is anticipated.	10-14	<b>Under high disease pressure use the higher rate</b>	<b>Under conditions for severe disease</b> tank mix with <b>26GT</b> or <b>Interface fungicide</b> .
Necrotic Ring Spot ( <i>Ophiosphaerella korrae</i> )	2.0	Begin fungicide applications in spring when conditions are favorable for disease development.	[Reapply] 28 [days later]	<b>Lightly water-in applications</b> to move fungicide into crown area and root zone.	
Pink Patch ( <i>Limonomyces roseipellis</i> )	1.0-2.0	Begin fungicide applications preventively when conditions are favorable for disease development.  Reapply as needed but not exceed maximum prescribed rates.	14-28	<b>Under high disease pressure or for early curative application, use the higher rate.</b>	
Red Thread ( <i>Laetisaria fuciformis</i> )					
Rust ( <i>Puccinia</i> spp.)					

Spring Dead Spot ( <i>Ophiosphaerella korrae</i> , <i>O. herpotricha</i> , <i>Leptosphaeria korrea</i> , <i>L. naman</i> )	2.0	Begin fungicide applications preventively when soil temperatures drop below 75° F at a 2-inch soil depth in the fall.	[Reapply] 28 [days later]	Lightly water-in applications to move fungicide into crown area and root zone.	
Summer Patch ( <i>Magnaporthe poae</i> )	1.0-2.0	Begin fungicide applications preventively when soil temperatures reach 65° F at a 2-inch soil depth. Reapply as needed or as part of a seasonal fungicide rotation program but not exceed maximum prescribed rates.	14-28	Use adequate spray-volume or water-in application to crowns and upper roots for maximum effectiveness. Under high disease pressure or if there is prior history, Use the higher rate and shorter interval.	
Take-all Patch ( <i>Gaeumannomyces graminis</i> var. <i>avenae</i> )	1.0-2.0	Make 1-2 applications in the fall and/or spring depending on disease pressure and severity. Begin preventive applications in the fall when 2-inch depth soil temperatures reach 60-65°F and again in the spring when 2-inch depth soil temperatures reach 55-60°F.	14-28	Treat preventively for the disease. Water-in applications into the upper root zone after application. Under high disease pressure, make 2 applications in the fall and spring at the high rate.	
Take-all Root Rot [Bermudagrass Decline, Warm Season Turfgrass Decline] ( <i>Gaeumannomyces graminis</i> var. <i>graminis</i> )	2.0	Apply preventive fungicides in the spring and fall. Make 1-2 applications prior to conditions favorable for disease development.	28	Apply fungicide in adequate water volume or water-in applications to upper root zone. Apply fungicide prior to periods of stress, including hot, humid conditions or extended wet weather.	

<sup>1</sup>DO NOT apply more than 6.5 fl oz per 1,000 ft<sup>2</sup> of TEBUCONAZOLE SC Turf Fungicide per year.

#### PRODUCT QUANTITY (FL OZ) by SPRAY VOLUME and TANK CAPACITY

- TEBUCONAZOLE SC Turf Fungicide at 1.0 fl oz per 1,000 ft<sup>2</sup>

Spray Volume (Gal per 1,000 ft <sup>2</sup> ) Spray Tank Capacity	1 Gal	2 Gal	3 Gal	4 Gal	5 Gal
25 Gal	25 fl oz	12.5 fl oz	8 fl oz	6 fl oz	5 fl oz
50 Gal	50 fl oz	25 fl oz	16 fl oz	12.5 fl oz	10 fl oz
100 Gal	100 fl oz	50 fl oz	33 fl oz	25 fl oz	20 fl oz
200 Gal	200 fl oz	100 fl oz	67 fl oz	50 fl oz	40 fl oz

- TEBUCONAZOLE SC Turf Fungicide at 2.0 fl oz per 1,000 ft<sup>2</sup>

Spray Volume (Gal per 1,000 ft <sup>2</sup> ) Spray Tank Capacity	1 Gal	2 Gal	3 Gal	4 Gal	5 Gal
25 Gal	50 fl oz	25 fl oz	16 fl oz	12.5 fl oz	10 fl oz
50 Gal	100 fl oz	50 fl oz	33 fl oz	25 fl oz	20 fl oz
100 Gal	200 fl oz	100 fl oz	67 fl oz	50 fl oz	40 fl oz
200 Gal	400 fl oz	200 fl oz	133 fl oz	100 fl oz	80 fl oz

## STORAGE AND DISPOSAL

Do not contaminate water, food, or feed by storage or disposal.

### PESTICIDE STORAGE

Store in original container and keep tightly closed when not in use. Store in a cool dry place. Avoid cross-contamination with other pesticides.

### PESTICIDE DISPOSAL

Pesticides wastes are toxic. Improper disposal of excess pesticide, spray mixture, or rinsate is a violation of Federal Law. If these wastes cannot be used according to label instructions, contact your State Pesticide or Environmental Control Agency or Hazardous Waste representative at the nearest EPA regional office for guidance in proper disposal methods.

### CONTAINER HANDLING

#### Rigid, Non-refillable containers (equal to or less than 5 gallons)

Non-refillable container. Do not reuse or refill this container. Offer for recycling, if available. Triple rinse or pressure rinse container (or equivalent) promptly after emptying. Triple rinse as follows: Empty the remaining contents into application equipment or a mix tank and drain for 10 seconds after the flow begins to drip. Fill the container 1/4 full with water and recap. Shake for 10 seconds. Pour rinsate into application equipment or a mix tank or store rinsate for later use or disposal. Drain for 10 seconds after the flow begins to drip. Repeat this procedure two more times.

Pressure rinse as follows: Empty the remaining contents into application equipment or a mix tank and continue to drain for 10 seconds after the flow begins to drip. Hold container upside down over application equipment or mix tank or collect rinsate for later use or disposal. Insert pressure rinsing nozzle in the side of the container, and rinse at about 40 PSI for at least 30 seconds. Drain for 10 seconds after the flow begins to drip.

Once container is rinsed, offer for recycling if available or puncture and dispose of in a sanitary landfill.

#### Rigid Non-refillable containers (greater than 5 gallons or 50 lb)

Non-refillable container. Do not reuse or refill this container. Offer for recycling, if available Triple rinse as follows: Empty the remaining contents into application equipment or a mix tank. Fill the container 1/4 full with water. Replace and tighten closures. Tip container on its side and roll it back and forth, ensuring at least one complete revolution, for 30 seconds. Stand the container on its end and tip it back and forth several times. Turn the container over onto its other end and tip it back and forth several times. Empty the rinsate into application equipment or a mix tank or store rinsate for later use or disposal. Repeat this procedure two more times.

Once container is rinsed, offer for recycling, if available or puncture and dispose of in a sanitary landfill or by incineration, or, if allowed by State and local authorities, by burning. If burned, stay out of smoke.

#### Rigid Non-refillable containers that are too large to shake (i.e., with capacities greater than 5 gallons or 50 lbs)

Non-refillable containers - Do not reuse or refill this container. Refer to Bottom Discharge IBC or Top Discharge IBC, Drums, Kegs information as follows.

Bottom Discharge IBC (e.g. – Schuetz Caged IBC or Snyder Square Stackable)

Pressure rinsing the container before final disposal is the responsibility of the person disposing of the container. To pressure rinse the container before final disposal, empty the remaining contents from the IBC into application equipment or mix tank. Raise the bottom of the IBC by 1.5 inches on the side which is opposite of the bottom discharge valve to promote more complete product removal. Completely remove the top lid of the IBC. Use water pressurized to at least 40 PSI to rinse all interior portions. Continuously pump or drain rinsate into application equipment or rinsate collection system while pressure rinsing. Continue pressure rinsing for 2 minutes or until rinsate becomes clear. Replace the lid and close bottom valve.

Top Discharge IBC, Drums, Kegs (e.g.— Snyder 120 Next Gen, Bonar B120, Drums, Kegs).

Triple rinsing the container before final disposal is the responsibility of the person disposing of the container. To triple rinse the container before final disposal, empty the remaining contents from this container into application equipment or mix tank. Fill the container at least 10 percent full with water. Agitate vigorously or recirculate water with the pump for 2 minutes. Rinse all interior surfaces. Pour or pump rinsate into application equipment or rinsate collection system. Repeat this procedure two more times.

Once container is rinsed, offer for recycling if available or puncture and dispose of in a sanitary landfill or by incineration.

### IMPORTANT: READ BEFORE USE

Read the entire Directions for Use, Conditions, Disclaimer of Warranties and Limitations of Liability before using this product. If terms are not acceptable, return the unopened product container at once.

By using this product, user or buyer accepts the following Conditions, Disclaimer of Warranties and Limitations of Liability.

**CONDITIONS:** The directions for use of this product are believed to be adequate and must be followed carefully. However, it is impossible to eliminate all risks associated with the use of this product. Ineffectiveness, plant injury, other property damage, as well as other unintended consequences may result because of factors beyond the control of Bayer CropScience LP. Those factors include, but are not limited to, weather conditions, presence of other materials or the manner of use or application. All such risks shall be assumed by the user or buyer. **DISCLAIMER OF WARRANTIES:** TO THE EXTENT CONSISTENT WITH APPLICABLE LAW, BAYER CROPSCIENCE LP MAKES NO OTHER WARRANTIES, EXPRESS OR IMPLIED, OF MERCHANTABILITY OR OF FITNESS FOR A PARTICULAR PURPOSE OR OTHERWISE, THAT EXTEND BEYOND THE STATEMENTS MADE ON THIS LABEL. No agent of Bayer CropScience LP is authorized to make any warranties beyond those contained herein or to modify the warranties contained herein. TO THE EXTENT CONSISTENT WITH APPLICABLE LAW, BAYER CROPSCIENCE LP DISCLAIMS ANY LIABILITY WHATSOEVER FOR SPECIAL, INCIDENTAL, OR CONSEQUENTIAL DAMAGES RESULTING FROM THE USE OR HANDLING OF THIS PRODUCT.

**LIMITATIONS OF LIABILITY:** TO THE EXTENT CONSISTENT WITH APPLICABLE LAW, THE EXCLUSIVE REMEDY OF THE USER OR BUYER FOR ANY AND ALL LOSSES, INJURIES OR DAMAGES RESULTING FROM THE USE OR HANDLING OF THIS PRODUCT, WHETHER IN CONTRACT, WARRANTY, TORT, NEGLIGENCE, STRICT LIABILITY OR OTHERWISE, SHALL NOT EXCEED THE PURCHASE PRICE PAID, OR AT BAYER CROPSCIENCE LP'S ELECTION, THE REPLACEMENT OF PRODUCT.

## Tebuconazole SC Turf Fungicide.

Bayer (reg'd), the Bayer cross (reg'd) 26GT®, Chipco®, Compass®, Fiata™, Interface®, LYNX™, MIRAGE™, Prostar®, Signature™ and Backed by Bayer are trademarks of Bayer.

Produced for



**Bayer Environmental Science**

A Business Group of Bayer CropScience LP  
P.O. Box 12014, 2 T.W. Alexander Drive  
Research Triangle Park, North Carolina 27709

# **Tebuconazole SC**

## **Turf and Ornamental Fungicide**

---

[ABN: Tebuconazole SC Turf fungicide; Tebuconazole SC Ornamental fungicide; MIRAGE]

### **SUB-LABEL B: ORNAMENTAL USES**

# Tebuconazole SC

## Ornamental Fungicide

GROUP	3	FUNGICIDE
-------	---	-----------

For the control of listed diseases of landscape ornamentals.

**ACTIVE INGREDIENT:**

Tebuconazole, alpha-[2-(4-chlorophenyl)ethyl]alpha-(1,1-dimethylethyl)-1H-1,2,4-triazole-1-ethanol.....21.4%

**OTHER INGREDIENTS:** .....78.6%

**TOTAL:** .....100%

EPA Reg. No 432-XXXX

EPA Est. No. \_\_\_\_

Contains 2 pounds of tebuconazole per gallon

Net Contents:

**KEEP OUT OF REACH OF CHILDREN**

### CAUTION

For MEDICAL and TRANSPORTATION Emergencies ONLY Call 24 Hours A Day 1-800-334-7577

For PRODUCT USE Information Call 1-800-331-2867

### FIRST AID

**If swallowed**

- Call a poison control center or doctor immediately for treatment advice.
- Have person sip a glass of water if able to swallow.
- Do not induce vomiting unless told to do so by a poison control center or doctor.
- Do not give anything by mouth to an unconscious person.

**If on skin or clothing**

- Take off contaminated clothing.
- Rinse skin immediately with plenty of water for 15 to 20 minutes.
- Call a poison control center or doctor for treatment advice.

**If in eyes**

- Hold eye open and rinse slowly and gently with water for 15 to 20 minutes. Remove contact lenses, if present, after the first 5 minutes, then continue rinsing.
- Call a poison control center or doctor for treatment advice.

**For MEDICAL Emergencies Call 24 Hours A Day 1-800-334-7577.**

Have the product container or label with you when calling a poison control center or doctor or going for treatment.

**Note To Physician:** No specific antidote. Treat symptomatically.

Symptoms of poisoning: The compound does not cause any definite symptoms that would be diagnostic. Contact with the eyes may cause irritation.

## PRECAUTIONARY STATEMENTS

### HAZARDS TO HUMANS AND DOMESTIC ANIMALS

#### CAUTION

Harmful if swallowed, or absorbed through the skin. Avoid contact with skin eyes or clothing. Avoid breathing vapor or spray mist. Remove contaminated clothing and wash before reuse. Wash thoroughly with soap and water after handling and before eating, drinking, chewing gum, using tobacco or using the toilets.

#### Personal Protective Equipment (PPE)

All mixers, loaders applicators and other handlers must wear:

- Long-sleeved shirt and long pants
- Chemical-resistant gloves made of any waterproof material
- Shoes plus socks

Follow manufacturer's instructions for cleaning/ maintaining PPE. If no such instructions for washables exist, use detergent and hot water. Keep and wash PPE separately from other laundry.

**Engineering controls statements:** When handlers use closed systems, enclosed cabs, or aircraft in a manner that meets the requirements listed in the Worker Protection Standard (WPS) for agricultural pesticides [40 CFR 170.240(d)(4-6)], the handler PPE requirements may be reduced or modified as specified in the WPS.

### User Safety Recommendations

#### Users should:

- Wash thoroughly with soap and water after handling and before eating, drinking, chewing gum, using tobacco or using the toilet.
- Remove clothing/PPE immediately if pesticide gets inside. Then wash thoroughly and put on clean clothing.
- User should remove PPE immediately after handling this product. Wash the outside of gloves before removing. As soon as possible, wash thoroughly and change into clean clothing.

## ENVIRONMENTAL HAZARDS

This pesticide is toxic to mammals, fish, and aquatic invertebrates. Do not apply directly to water, or to areas where surface water is present or to intertidal areas below the mean high water mark. Drift and runoff may be hazardous to aquatic organisms in neighboring areas.

Do not contaminate water when disposing of equipment washwater or rinsate.

**Groundwater advisory:** Tebuconazole is known to leach through soil into groundwater under certain conditions as a result of label use. Use of this chemical in areas where soils are permeable particularly where the water table is shallow, may result in ground water contamination.

**Surface water advisory:** This product may contaminate water through drift of spray in wind. This product has a high potential for runoff for several months or more after application. Poorly draining soils and soils with shallow water tables are more prone to runoff that contains this product. A level, well maintained vegetative buffer strip between areas to which this product is applied and surface water features such as ponds, streams, and springs will reduce the potential for contamination of water from rainfall-runoff. Runoff of this product will be reduced by avoiding applications when rainfall is forecasted to occur within 48 hours.

## DIRECTIONS FOR USE

It is a violation of Federal law to use this product in a manner inconsistent with its labeling.

Do not apply this product in a way that will contact workers or other persons, either directly or through drift. Only protected handlers may be in the area during application. For any requirements specific to your State or Tribe, consult the agency responsible for pesticide regulation.

#### AGRICULTURAL USE REQUIREMENTS

Use this product only in accordance with its labeling and with the Worker Protection Standard, 40 CFR part 170. This Standard contains requirements for the protection of agricultural workers on farms, forests, nurseries, greenhouses, and handlers of agricultural pesticides. It contains requirements for training, decontamination, notification, and emergency assistance. It also contains specific instructions and exceptions pertaining to the statements on this label about personal protective equipment (PPE), restricted-entry interval. The requirements in this box only apply to uses of this product that are covered by the Worker Protection Standard.

Do not enter or allow worker entry into treated areas during the restricted entry interval (REI) of 12 hours.

PPE required for early entry to treated areas that is permitted under the Worker Protection Standard and that involves contact with anything that has been treated, such as plants, soil, or water, is:

- Coveralls
- Chemical-resistant gloves made of any waterproof material
- Shoes plus socks

#### NON-AGRICULTURAL USE REQUIREMENTS

The requirements in this box apply to uses of this product that are NOT within the scope of the Worker Protection Standard for agricultural pesticides (40 CFR Part 170). The WPS applies when this product is used to produce agricultural plants on farms, forests, nurseries, or greenhouses.

Do not enter or allow others to enter the treated area until sprays have dried. If watering in is required after the application, do not enter or allow others to enter the treated areas (except those involved in the watering) until the watering-in is complete and the surface is dry.

## PRODUCT INFORMATION

### PRODUCT USE RESTRICTIONS

**AERIAL APPLICATION:** Do not apply by aerial application.

**CHEMIGATION:** Do not apply this product through any type of irrigation system.

**OBSERVE THE FOLLOWING RESTRICTIONS WHEN SPRAYING IN THE VICINITY OF AQUATIC AREAS SUCH AS LAKES, RESERVOIRS, RIVERS, PERMANENT STREAMS, MARSHES OR NATURAL PONDS, AND ESTUARIES.**

- Do not apply within 100 feet of aquatic areas listed above.
- To prevent unwanted exposure to bodies of water maintain a 10 foot wide non-cultivated vegetative strip filter.
- See spray drift management section for further information.

### APPLICATION INFORMATION

**TEBUCONAZOLE SC Ornamental Fungicide** is absorbed rapidly and works systemically from within the plant. Good coverage and wetting of the foliage are necessary. An application is rainfast after drying (~30 minutes) and rain or sprinkler irrigation after this time does not decrease effectiveness.

**TEBUCONAZOLE SC Ornamental Fungicide** should be used as part of an integrated pest management plan that promotes plant growth and minimizes stress conditions. Apply in all cases when plants are fully established and actively growing. Applications should be applied at prescribed interval to maintain disease control.

Applications using sufficient water volume to provide thorough and uniform coverage generally provide the most effective disease control. Do not make applications when conditions favor drift. All applications of **TEBUCONAZOLE SC Ornamental Fungicide** must be made in accordance with the use directions of this label.

### SPRAY MIXING AND COMPATIBILITY

Begin with clean spray equipment and add one-half of the required quantity of water to the spray or mixing tank and start agitation. Refer to the product amounts tabulated under **PRODUCT QUANTITY (FL OZ) by SPRAY VOLUME and TANK CAPACITY** and add the required quantity of fungicide and the tank-mix partner if applicable to the water and complete filling with water to the required total volume. Follow the recommendations of your State Cooperative Extension Service for tank-mixing with other products. In general, follow the order beginning first with water-soluble packaging (wait for it to completely dissolve), wettable powders and water-dispersible granular products, liquid flowables and suspension concentrates and emulsifiable concentrates last. Maintain agitation throughout spraying. Do not allow spray mixture to remain in the tank overnight, or for long periods during the day without agitation.



varieties. Before applying any tank-mixture not specifically prescribed on this label, safety to the target plant should be confirmed. **TEBUCONAZOLE SC Ornamental Fungicide** is compatible with most commonly used fungicide, herbicide, insecticide, growth regulator and foliar nutrient products. However, the physical compatibility of **TEBUCONAZOLE SC Ornamental Fungicide** with all potential tank-mix partners has not been fully investigated. If tank mixing with other pesticides is desirable, conduct a jar test with the volumes and rates typically used for ornamental application. Using a small container of water, add the proportionate amounts of the products: wettable powders and water-dispersible granular products first, then liquid flowables and emulsifiable concentrates last. After thoroughly mixing, let stand for at least 15 minutes. Look for signs of separation, globules, sludge, flakes, or other precipitates. Physical compatibility is indicated if the combination remains mixed or can be remixed readily.

- The use of a soil penetrating adjuvant may improve the movement into the soil when irrigation after treatment is required for disease control.
- When preparing spray mixtures of **TEBUCONAZOLE SC Ornamental Fungicide** with Bayer Products add the products in the following order: 1) Water dispersible products such as **Compass®**, 2) **TEBUCONAZOLE SC Ornamental Fungicide** followed by other suspension concentrates such as **26GT® INTERFACE®** and lastly 3) **Chipco® Signature™**.

**TANK MIXING:** **TEBUCONAZOLE SC Ornamental Fungicide** may be used alone to control diseases or alternatively used in tank mix or sequentially with other registered fungicides or with other pesticides in accordance with the most restrictive of label limitations and precautions. No label dosage rates should be exceeded. This product cannot be mixed with any product containing a label prohibition against such mixing.

When tank mixing with other products, it is the responsibility of the end-user/applicator to ensure that the tank-mix partner is registered in the state where the application is being made. Not all products are registered in all states; please verify state registration of tank mixed products in your state before selling, distributing, or using.

**SPRAY ADDITIVES:** Use of various spray additives such as spreaders, extenders, trace elements or fertilizers are not prescribed but should be evaluated prior to use. The label directions given here are based on data obtained with no additives; use of any product with **TEBUCONAZOLE Ornamental Fungicide** may affect the result. Contact local university extension personnel or Bayer representative prior to use of spray mix additives.

## RESISTANCE MANAGEMENT

The active ingredient in **TEBUCONAZOLE SC Ornamental Fungicide** belongs to the Sterol Inhibitor or Demethylation Inhibitor class of chemistry (FRAC Group 3). To maintain long term effectiveness of **TEBUCONAZOLE SC Ornamental Fungicide**, incorporate non DMI-fungicides into seasonal disease control programs and integrate cultural practices to reduce overall disease pressure. For diseases that exhibit a high risk for DMI resistance development, such as dollar spot, alternate or tank-mix **TEBUCONAZOLE SC Ornamental Fungicide** applications with non-DMI fungicides, minimize curative applications and use appropriate rates and application intervals to maximize disease control.

## SPRAY DRIFT MANAGEMENT

Spray equipment and weather affect spray drift. Consider all factors when making application decisions. Where states have more stringent regulations, they must be observed. Avoiding spray drift is the responsibility of the applicator or grower. To reduce the potential for drift, the application equipment must be set to apply medium to large droplets (i.e., ASAE Standard 572) with corresponding spray pressure. Use high flow rate nozzles to apply the highest practical spray volume, using the appropriate droplet size to ensure adequate canopy distribution, coverage, and penetration. With most nozzle types, narrower spray angles produce larger droplets. Follow the nozzle manufacturer's directions on pressure, orientation, spray volume, etc., in order to minimize drift and optimize coverage and control.

### Wind

Avoid making applications when spray particles may be carried by air currents to areas where sensitive crops and plants are growing. Do not spray near sensitive plants if wind is gusty, below 2 mph, or in excess of 10 mph and moving in the direction of adjacent areas of sensitive crops or plants. Do not apply during temperature inversions. Always make applications when there is some air movement to determine the direction and distance of possible spray drift.

Local terrain may influence wind patterns; the applicator should be familiar with local conditions and understand how they may impact spray drift. Boom or nozzle shielding can reduce the effects of wind or air currents on drift. Verify that the shields do not interfere with uniform deposition of product prior to application.

### Temperature Inversion

A surface temperature inversion (i.e., increasing temperature with increasing altitude) greatly increases the potential for drift. Avoid application when conditions are favorable to inversion. Presence of ground fog is a good indicator of a surface temperature inversion.

### Sensitive Areas

Sensitive areas for **TEBUCONAZOLE SC Ornamental Fungicide** are defined as bodies of water (ponds, lakes, rivers, and streams), wetlands, habitats for endangered species, and non-labeled agricultural crop areas. Applicators must take all precautions necessary to keep spray drift from reaching sensitive areas.

## DIRECTIONS FOR USE OF TEBUCONAZOLE SC ORNAMENTAL FUNGICIDE ON ORNAMENTALS

**TEBUCONAZOLE SC Ornamental Fungicide** is a systemic fungicide that has curative and protectant properties that can be used for the control of certain foliar and flower diseases of ornamentals grown in the field, nurseries and container ornamentals and residential and commercial landscapes.

### ORNAMENTAL USE RESTRICTIONS

- Intended for use only by professional applicators
- Do not exceed 18 fl oz of **TEBUCONAZOLE SC Ornamental Fungicide** per acre in a single application.
- Do not apply more than 0.56 gallons (72 fl oz) per acre per year of **TEBUCONAZOLE SC Ornamental Fungicide** (equal to 1.13 lbs per acre per year of tebuconazole).
- Do not apply more than 4 applications per year of the highest rate of 18 fl oz/100 gall.
- Do not apply to fruit bearing trees or vegetables.
- Do not use treated portions of plants for food or feed purposes.

### APPLICATIONS FOR ORNAMENTAL DISEASE CONTROL

#### APPLICATION METHOD

Apply **TEBUCONAZOLE SC Ornamental Fungicide** as a foliar spray at 7 to 18 fl oz/100 gallons of water to the point of drip before disease is detected or when conditions are favorable for disease development.

Continue on 7- to 14-day intervals until threat of disease is over.

Under heavy disease pressure, use the highest rate and the shortest interval. Under light disease pressure, the application interval may be extended.

#### ORNAMENTALS TOLERANCE

The plants that **TEBUCONAZOLE SC Ornamental Fungicide** have been tested on, diseases that are controlled and specific directions for use are listed in Tables 1 and 2.

**Table 1. TEBUCONAZOLE SC Ornamental Fungicide** has been tested for phytotoxicity and been found safe to the following plants. For plants not listed and for use in tank mixtures, see **Notice to Users** below.

Plant	Disease		Applica tion rate	Application timing	Interval between applications
	Common name	Scientific name			
Flowering and Foliage Plants					
Blanket Flower Calendula Chrysanthemum Cyclamen Dahlia Dusty Miller Kalanchoe Lupine Poinsettia	Anthracnose Black Spot Blossom Blight Petal Blight Scab Apple Scab (Pyracantha)	<i>Discula spp.</i> <i>Diplocarpon rosae</i> <i>Monilinia spp.</i> <i>Ovulinia azalea</i> <i>Venturia inaequalis</i> <i>Spilocaea pyracanthae</i>	7-18 fl oz/100 gall of water	Before disease is detected or when conditions are favorable for disease development.	7-14 days
	Leaf Spot	<i>Coccomyces hiemalis</i> <i>Didymellina spp.</i> <i>Entomosporium spp.</i>			
	Rust	<i>Gymnosporangium spp.</i> <i>Melampsora farlowii</i> <i>Phragmidium spp.</i> <i>Puccinia spp.</i>			

Bee Balm Cosmos Gerber Daisy Zinnia	Powdery Mildew	<i>Erysiphe</i> spp. <i>Microsphaera</i> spp. <i>Podosphaera</i> spp. <i>Sphaerotheca</i> spp.			
Aster Carnation Phlox Pinks ( <i>Dianthus</i> spp.) Snapdragon	Rust	<i>Gymnosporangium</i> spp. <i>Melampsora farlowii</i> <i>Phragmidium</i> spp. <i>Puccinia</i> spp.			
Iris	Leaf Spot	<i>Coccomyces hiemalis</i> <i>Didymellina</i> spp. <i>Entomosporium</i> spp.			

**Table 2. TEBUCONAZOLE SC Ornamental Fungicide** has been tested for phytotoxicity and been found safe to the following plants. For plants not listed and for use in tank mixtures, see **Notice to Users** below.

**Trees and Shrubs**

Plant	Disease		Application rate	Application timing	Interval between applications
	Common name	Scientific name			
Camellia Cinquefoil ( <i>Potentilla</i> spp.) Crape Myrtle Hydrangea River Birch	Anthraxnose Black Spot Blossom Blight Petal Blight Scab Apple Scab ( <i>Pyracantha</i> )	<i>Discula</i> spp. <i>Diplocarpon rosae</i> <i>Monilinia</i> spp. <i>Ovulinia azalea</i> <i>Venturia inaequalis</i> <i>Spilocaea pyracanthae</i>	7-18 fl oz/100 gall of water	Before disease is detected or when conditions are favorable for disease development.	7-14 days
	Leaf Spot	<i>Coccomyces hiemalis</i> <i>Didymellina</i> spp. <i>Entomosporium</i> spp.			
	Rust	<i>Gymnosporangium</i> spp. <i>Melampsora farlowii</i> <i>Phragmidium</i> spp. <i>Puccinia</i> spp.			
Hawthorn Hemlock Hollyhock					
Apple, non-bearing* Crabapple	Powdery Mildew	<i>Erysiphe</i> spp. <i>Microsphaera</i> spp. <i>Podosphaera</i> spp. <i>Sphaerotheca</i> spp.			

	Scab Apple	<i>Venturia inaequalis</i>			
Azalea	Petal Blight**	<i>Ovulinia azalea</i>	7-18 fl oz/100 gal of water	Before disease is detected or when conditions are favorable for disease development.	7-14 days
	Powdery Mildew	<i>Erysiphe spp.</i> <i>Microsphaera spp.</i> <i>Podosphaera spp.</i> <i>Sphaerotheca spp.</i>			
Cherry, non-bearing*	Blossom Blight	<i>Monilinia spp.</i>			
	Leaf Spot	<i>Coccomyces hiemalis</i> <i>Didymellina spp.</i> <i>Entomosporium spp.</i>			
Dogwood	Anthrachnose	<i>Discula spp.</i>			
	Leaf Spot	<i>Coccomyces hiemalis</i> <i>Didymellina spp.</i> <i>Entomosporium spp.</i>			
Sycamore	Powdery Mildew	<i>Erysiphe spp.</i> <i>Microsphaera spp.</i> <i>Podosphaera spp.</i> <i>Sphaerotheca spp.</i>			
	Anthrachnose	<i>Discula spp.</i>			
Nectarine, non-bearing*	Blossom Blight	<i>Monilinia spp.</i>	7-18 fl oz/100 gal of water	Before disease is detected or when conditions are favorable for disease development.	7-14 days
Peach, non-bearing*					
Lilac	Powdery Mildew	<i>Erysiphe spp.</i> <i>Microsphaera spp.</i> <i>Podosphaera spp.</i> <i>Sphaerotheca spp.</i>			
Serviceberry					
Photinia***	Leaf Spot	<i>Coccomyces hiemalis</i> <i>Didymellina spp.</i> <i>Entomosporium spp.</i>			
<p>* Do not apply <b>TEBUCONAZOLE SC Ornamental Fungicide</b> to fruit trees that will bear harvestable fruit within 12 months of last application.</p> <p>** For Petal Blight control, apply 2 - 3 times per week into the flowers as they open and develop color.</p> <p>*** For roses and Photinia, use <b>TEBUCONAZOLE SC Ornamental Fungicide</b> at 8 fl oz/100 gal. for best performance.</p> <p>The product is not prescribed for use on African violet, Begonias, Boston Fern and Geraniums.</p>					

**NOTICE TO USER:** Plant tolerance has been found to be acceptable on all ornamentals that it has been tested on. Due to the large number of species and varieties of ornamental plants, it is impossible to test every one for tolerance to **TEBUCONAZOLE SC Ornamental Fungicide**. Neither the Manufacturer nor the Seller has determined whether or not **TEBUCONAZOLE SC Ornamental Fungicide** can be used safely on ornamental plants not specified on this label. The user should determine if **TEBUCONAZOLE SC Ornamental Fungicide** could be used safely prior to commercial use. In a small area test the prescribed rates on a small number of plants for phytotoxicity prior to widespread use. Before using **TEBUCONAZOLE SC Ornamental Fungicide** in tank mixture with other products, test the mixture on a small number of plants for phytotoxicity prior to widespread use.

Before using **TEBUCONAZOLE SC Ornamental Fungicide** on plants that are not listed in the Directions for Use, test **TEBUCONAZOLE SC Ornamental Fungicide** on a small scale first.

## STORAGE AND DISPOSAL

Do not contaminate water, food, or feed by storage or disposal.

### PESTICIDE STORAGE

Store in original container and keep tightly closed when not in use. Store in a cool dry place. Avoid cross-contamination with other pesticides.

### PESTICIDE DISPOSAL

Pesticides wastes are toxic. Improper disposal of excess pesticide, spray mixture, or rinsate is a violation of Federal Law. If these wastes cannot be used according to label instructions, contact your State Pesticide or Environmental Control Agency or Hazardous Waste representative at the nearest EPA regional office for guidance in proper disposal methods.

### CONTAINER HANDLING

#### Rigid, Non-refillable containers (equal to or less than 5 gallons)

Non-refillable container. Do not reuse or refill this container. Offer for recycling, if available. Triple rinse or pressure rinse container (or equivalent) promptly after emptying. Triple rinse as follows: Empty the remaining contents into application equipment or a mix tank and drain for 10 seconds after the flow begins to drip. Fill the container 1/4 full with water and recap. Shake for 10 seconds. Pour rinsate into application equipment or a mix tank or store rinsate for later use or disposal. Drain for 10 seconds after the flow begins to drip. Repeat this procedure two more times.

Pressure rinse as follows: Empty the remaining contents into application equipment or a mix tank and continue to drain for 10 seconds after the flow begins to drip. Hold container upside down over application equipment or mix tank or collect rinsate for later use or disposal. Insert pressure rinsing nozzle in the side of the container, and rinse at about 40 PSI for at least 30 seconds. Drain for 10 seconds after the flow begins to drip.

Once container is rinsed, offer for recycling if available or puncture and dispose of in a sanitary landfill.

#### Rigid Non-refillable containers (greater than 5 gallons or 50 lb)

Non-refillable container. Do not reuse or refill this container. Offer for recycling, if available Triple rinse as follows: Empty the remaining contents into application equipment or a mix tank. Fill the container 1/4 full with water. Replace and tighten closures. Tip container on its side and roll it back and forth, ensuring at least one complete revolution, for 30 seconds. Stand the container on its end and tip it back and forth several times. Turn the container over onto its other end and tip it back and forth several times. Empty the rinsate into application equipment or a mix tank or store rinsate for later use or disposal. Repeat this procedure two more times.

Once container is rinsed, offer for recycling, if available or puncture and dispose of in a sanitary landfill or by incineration, or, if allowed by State and local authorities, by burning. If burned, stay out of smoke.

#### Rigid Non-refillable containers that are too large to shake (i.e., with capacities greater than 5 gallons or 50 lbs)

Non-refillable containers - Do not reuse or refill this container. Refer to Bottom Discharge IBC or Top Discharge IBC, Drums, Kegs information as follows.

##### Bottom Discharge IBC (e.g. – Schuetz Caged IBC or Snyder Square Stackable)

*Pressure rinsing the container before final disposal is the responsibility of the person disposing of the container. To pressure rinse the container before final disposal, empty the remaining contents from the IBC into application equipment or mix tank. Raise the bottom of the IBC by 1.5 inches on the side which is opposite of the bottom discharge valve to promote more complete product removal. Completely remove the top lid of the IBC. Use water pressurized to at least 40 PSI to rinse all interior portions. Continuously pump or drain rinsate into application equipment or rinsate collection system while pressure rinsing. Continue pressure rinsing for 2 minutes or until rinsate becomes clear. Replace the lid and close bottom valve.*

##### Top Discharge IBC, Drums, Kegs (e.g. – Snyder 120 Next Gen, Bonar B120, Drums, Kegs).

Triple rinsing the container before final disposal is the responsibility of the person disposing of the container. To triple rinse the container before final disposal, empty the remaining contents from this container into application equipment or mix tank. Fill the container at least 10 percent full with water. Agitate vigorously or recirculate water with the pump for 2 minutes. Rinse all interior surfaces. Pour or pump rinsate into application equipment or rinsate collection system. Repeat this procedure two more times.

Once container is rinsed, offer for recycling if available or puncture and dispose of in a sanitary landfill or by incineration.

**IMPORTANT: READ BEFORE USE**

Read the entire Directions for Use, Conditions, Disclaimer of Warranties and Limitations of Liability before using this product. If terms are not acceptable, return the unopened product container at once.

By using this product, user or buyer accepts the following Conditions, Disclaimer of Warranties and Limitations of Liability.

**CONDITIONS:** The directions for use of this product are believed to be adequate and must be followed carefully. However, it is impossible to eliminate all risks associated with the use of this product. Ineffectiveness, plant injury, other property damage, as well as other unintended consequences may result because of factors beyond the control of Bayer CropScience LP. Those factors include, but are not limited to, weather conditions, presence of other materials or the manner of use or application. All such risks shall be assumed by the user or buyer. **DISCLAIMER OF WARRANTIES:** TO THE EXTENT CONSISTENT WITH APPLICABLE LAW, BAYER CROPSCIENCE LP MAKES NO OTHER WARRANTIES, EXPRESS OR IMPLIED, OF MERCHANTABILITY OR OF FITNESS FOR A PARTICULAR PURPOSE OR OTHERWISE, THAT EXTEND BEYOND THE STATEMENTS MADE ON THIS LABEL. No agent of Bayer CropScience LP is authorized to make any warranties beyond those contained herein or to modify the warranties contained herein. **TO THE EXTENT CONSISTENT WITH APPLICABLE LAW, BAYER CROPSCIENCE LP DISCLAIMS ANY LIABILITY WHATSOEVER FOR SPECIAL, INCIDENTAL, OR CONSEQUENTIAL DAMAGES RESULTING FROM THE USE OR HANDLING OF THIS PRODUCT.**

**LIMITATIONS OF LIABILITY:** TO THE EXTENT CONSISTENT WITH APPLICABLE LAW, THE EXCLUSIVE REMEDY OF THE USER OR BUYER FOR ANY AND ALL LOSSES, INJURIES OR DAMAGES RESULTING FROM THE USE OR HANDLING OF THIS PRODUCT, WHETHER IN CONTRACT, WARRANTY, TORT, NEGLIGENCE, STRICT LIABILITY OR OTHERWISE, SHALL NOT EXCEED THE PURCHASE PRICE PAID, OR AT BAYER CROPSCIENCE LP'S ELECTION, THE REPLACEMENT OF PRODUCT.

**Tebuconazole SC Ornamental Fungicide.**

Bayer (reg'd), the Bayer cross (reg'd) 26GT®, Chipco®, Compass®, Fiata™, Interface®, LYNX™, MIRAGE™, Prostar®, Signature™ and Backed by Bayer are trademarks of Bayer. .

Produced for



**Bayer Environmental Science**

A Business Group of Bayer CropScience LP  
P.O. Box 12014, 2 T.W. Alexander Drive  
Research Triangle Park, North Carolina 27709

Tebuconazole (PENDING) 12-12-12, 06-14-2013