

432-1505

03-11-2010

1/9



UNITED STATES ENVIRONMENTAL PROTECTION AGENCY
WASHINGTON, DC 20460

OFFICE OF
PREVENTION, PESTICIDES AND
TOXIC SUBSTANCES

MAR 11 2010

Richard M. Gorrell
Manager, Registrations
Bayer Environmental Science
2 T.W. Alexander Drive
Research Triangle Park, NC 27709

Subject: Chipco® 26019T Fungicide
EPA Reg. No. 432-1505
Your amendment dated October 21, 2009
EPA Decision Number 423411

Dear Mr. Gorrell:

The amended label referred to above, submitted in connection with registration under the Federal Insecticide, Fungicide and Rodenticide Act as amended is acceptable provided the following changes are made:

1. On page 1 line up the decimal points in the list of ingredients.
2. On page 2 under the header **ENVIRONMENTAL HAZARDS** reverse the order of the two paragraphs (i.e. "This pesticide...." first, followed by "Iprodione can contaminate....")
3. On page 2 in the last line in the **AGRICULTURAL USE REQUIREMENTS** box delete "made of any waterproof material"
4. On page 3 under the header **APPLICATION INFORMATION** move the last sentence "Do not apply by chemigation." to the section **GENERAL PRECAUTIONS AND RESTRICTIONS**.
5. On page 5 change the third paragraph under the box to read "Under severe conditions, use the higher rate and/or shorter interval of applications for all diseases. When disease pressure is light to moderate, use the lower rates and longer intervals.
6. On page 6 following the header **Pythium Blight** change "...at the rate recommended for control...." to "...at the rate labeled for control...."
7. On page 6 following the header **Gray Snow Mold**:
 - a. Change "...for tank mixture recommendations." to "...for tank mixture directions."
 - b. Add the following sentence: "Do not exceed the maximum labeled rate for any tank mix partner."

2/9

One copy of the label stamped "Accepted with comments" is enclosed for your records. This label supersedes all labels previously accepted for this product. Please submit one copy of the final printed label that incorporates the required changes before the product is released for shipment.

If you have any questions, please contact Robert Westin by phone at (703) 305-5721 or via email at westin.robert@epa.gov.

Sincerely,



Mary L. Waller
Product Manager (21)
Fungicide Branch
Registration Division (7504P)

Enclosure

GROUP 2, 11 FUNGICIDE

CHIPCO® 26019T Fungicide

A Fungicide for the Prevention and Control of Certain Diseases of Turfgrass

ACTIVE INGREDIENT:

Iprodione: 3-(3,5-dichlorophenyl)-N-(1-methylethyl)-2,4-dioxo-1-imidazolidinecarboxamide)	23.10%*
Trifloxystrobin (CAS No. 141517-21-7).....	1.44%*

OTHER INGREDIENTS:..... 75.46%

*Equivalent to 2.14 pounds Iprodione and 0.13 pounds Trifloxystrobin per gallon. Total 100.00%

EPA Reg. No. 432-1505

EPA Est. No. 264-MO-02

KEEP OUT OF REACH OF CHILDREN CAUTION

For PRODUCT USE Information Call 1-800-334-9745

For MEDICAL And TRANSPORTATION Emergencies ONLY Call 24 Hours A Day 1-800-334-7577

FIRST AID

IF IN EYES:	<ul style="list-style-type: none"> • Hold eyes open and rinse slowly and gently with water for 15-20 minutes. • Remove contact lenses, if present, after the first 5 minutes, then continue rinsing. • Call a poison control center or doctor for treatment advice.
IF SWALLOWED	<ul style="list-style-type: none"> • Call a poison control center or doctor immediately for treatment advice. • Have person sip a glass of water if able to swallow. • Do not induce vomiting unless told to by a poison control center or doctor. • Do not give anything by mouth to an unconscious person.
Have the product container or label with you when calling a poison control center or doctor or going for treatment. In case of medical emergency for additional information call toll free 1-800-334-7577.	
Note to Physician: If ingested, induce emesis or lavage stomach. Treat symptomatically.	

PRECAUTIONARY STATEMENTS

HAZARDS TO HUMANS AND DOMESTIC ANIMALS

CAUTION

Causes moderate eye irritation. Harmful if swallowed. Avoid contact with skin, eyes, or clothing. Wash thoroughly with soap and water after handling.

PERSONAL PROTECTIVE EQUIPMENT

Some materials that are chemical-resistant to this product are barrier laminate, butyl rubber ≥ 14 mils, nitrile rubber ≥ 14 mils, and neoprene rubber ≥ 14 mils. If you want more options, follow the instructions for category C on an EPA chemical-resistance category selection chart.

Mixers, loaders, applicators and other handlers must wear:

- Long-sleeved shirt and long pants,
- Chemical-resistant shoes plus socks,
- and chemical-resistant gloves such as barrier laminate, butyl rubber, nitrile or neoprene gloves.

In addition, mixers and loaders must wear a chemical-resistant apron. See engineering controls for additional requirements.

For high-pressure hand wand and backpack sprayer application, mixers, loaders and applicators must wear:

- Double-layer clothes,
- Chemical-resistant gloves,
- Socks plus chemical resistant shoes, and
- Dust/mist respirator

For other handling activities and in case of a spill or other emergency exposure, handlers must wear:

- Coveralls over long-sleeved shirt and long pants,
- Chemical-resistant gloves,
- Chemical-resistant footwear, and
- Chemical-resistant apron when cleaning equipment.

Follow manufacturer's instructions for cleaning/maintaining personal protective equipment (PPE). If no such instructions exist, use detergent and hot water. Keep and wash PPE separately from other laundry.



Discard clothing or other materials that have been drenched or heavily contaminated with this product's concentrate. Do not reuse them.

ENGINEERING CONTROLS

When handlers use closed systems, enclosed cabs, or aircraft in a manner that meets the requirements listed in the Worker Protection Standard (WPS) for agricultural pesticides [40 CFR 170.240 (d) (4-6)], the handler PPE requirements may be reduced or modified as specified in the WPS.

User Safety Recommendations

Users should:

- Wash thoroughly with soap and water after handling and before eating, drinking, chewing gum, using tobacco or using the toilet.
- Remove clothing immediately if pesticide gets inside. Then wash thoroughly and put on clean clothing.
- Remove PPE immediately after handling this product. Wash the outside of gloves before removing. As soon as possible, wash thoroughly and change into clean clothing.

ENVIRONMENTAL HAZARDS

Iprodione can contaminate surface water through ground spray applications. Under some conditions, it may also have a high potential for runoff into surface water after application. These include poorly draining or wet soils with readily visible slopes toward adjacent surface waters, frequently flooded areas, areas overlaying extremely shallow ground water, areas with in-field canals or ditches that drain to surface water, areas not separated from adjacent surface waters with vegetated filter strips, and areas overlaying tile drainage systems that drain to surface water.

This pesticide is toxic to fish and aquatic invertebrates. Do not apply directly to water or to areas where surface water is present or to intertidal areas below the mean high-water mark. Drift and runoff may be hazardous to aquatic organisms in neighboring areas. Do not contaminate water when disposing of equipment washwater or rinsate.

Ground Water Advisory:

Several trifloxystrobin degradates have properties and characteristics associated with chemicals detected in ground water. The use of this chemical in areas where soils are permeable, particularly where the water table is shallow, may result in ground water contamination.

DIRECTIONS FOR USE

**It is a violation of Federal Law to use this product in a manner inconsistent with its labeling.
Read entire label before using this product.**

Do not apply this product in a way that will contact workers or other persons, either directly or indirectly or through drift. Only protected handlers may be in the area during application. For any requirements specific to your State or Tribe, consult the agency responsible for pesticide regulation.

AGRICULTURAL USE REQUIREMENTS

Use this product only in accordance with its labeling and with the Worker Protection Standard, 40 CFR part 170. This Standard contains requirements for the protection of agricultural workers on farms, forests, nurseries, and greenhouses, and handlers of agricultural pesticides. It contains requirements for training, decontamination, notification, and emergency assistance. It also contains specific instructions and exceptions pertaining to the statements on this label about personal protective equipment (PPE) and restricted-entry interval. The requirements in this box only apply to uses of this product that are covered by the Worker Protection Standard.

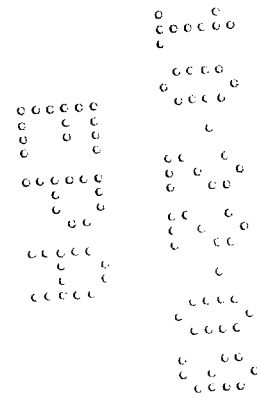
Do not enter or allow worker entry into treated areas during the restricted entry interval (REI) of 24 hours.

PPE required for early entry to treated areas that is permitted under the Worker Protection Standard and that involves contact with anything that has been treated, such as plants, soil, or water, is coveralls, chemical resistant gloves made of any waterproof material, shoes plus socks, and dust/mist respirator.

**ACCEPTED
with COMMENTS
in EPA Letter Dated
MAR 11 2010**

**Under the Federal Insecticide,
Fungicide, and Rodenticide Act
as amended, for the pesticide
registered under EPA Reg. No.**

432-1505



NON-AGRICULTURAL USE REQUIREMENTS

The requirements in this box apply to turfgrass uses (golf courses, landscape and institutional areas) of this product that are NOT within the scope of the Worker Protection Standard (WPS) for agricultural pesticides (40 CFR Part 170). The WPS applies when this product is used to produce agricultural plants on farms, forests, nurseries or greenhouses.

Do not enter or allow others to enter the treated area until sprays have dried.

STORAGE AND DISPOSAL

Do not contaminate water, food, or feed by storage or disposal.

PESTICIDE STORAGE

Store in a cool, dry place.

PESTICIDE DISPOSAL

Pesticide wastes are toxic. Improper disposal of excess pesticide, spray mixture, or rinsate is a violation of Federal Law. If these wastes cannot be used according to label instructions, contact your State Pesticide or Environmental Control Agency or Hazardous Waste representative at the nearest EPA regional office for guidance.

CONTAINER DISPOSAL

Non-refillable container. Do not reuse or refill this container. Offer for recycling, if available. Triple rinse container (or equivalent) promptly after emptying. Triple rinse as follows: Empty the remaining contents into application equipment or a mix tank and drain for 10 seconds after the flow begins to drip. Fill the container 1/4 full with water and recap. Shake for 10 seconds. Pour rinsate into application equipment or a mix tank or store rinsate for later use or disposal. Drain for 10 seconds after the flow begins to drip. Repeat this procedure two more times. Then puncture and dispose of in a sanitary landfill or by other procedures approved by State and local authorities.

General Use: In order to assure maximum crop tolerance and disease control, follow directions on this label and all the precautions and limitations of the package label.

GENERAL PRECAUTIONS AND RESTRICTIONS

Use of this product at residential sites is prohibited.

Except for use on golf courses, if applying this product adjacent to a water body such as a lake, reservoir, river, permanent stream, marsh or natural pond, estuary, or commercial fish pond, there must be at least a 25-foot vegetative buffer strip between the water body and the point of application.

For golf courses only, do not apply to turf cut higher than 1 inch on golf holes where water bodies are present.

Do not apply this product when the wind direction is toward aquatic areas.

Do not apply by aerial application.

APPLICATION INFORMATION

Applications using sufficient water volume to provide thorough and uniform coverage generally provide the most effective disease control. Do not make applications when conditions favor drift beyond the target application area. Avoid spraying when windy, high temperature, drought, low relative humidity, or temperature inversion conditions exist. Do not apply by chemigation.

SPRAY MIXING AND COMPATIBILITY

In general, begin with clean spray equipment and add one-half of the required amount of water to the spray or mixing tank and start agitation. Add the required quantity of fungicide and the tank-mix partner if applicable to the water and complete filling with water to the required total volume. Follow the recommendations of your State Cooperative Extension Service for tank-mixing with other products. In general, follow the order beginning first with water soluble packaging (wait for it to completely dissolve), wettable powders and water-dispersible granular products, liquid flowables and suspension concentrates and emulsifiable concentrates last. Maintain agitation throughout spraying. Do not allow spray mixture to remain in the tank overnight, or for long periods during the day without agitation.

The crop safety of all potential tank-mixes with Chipco® 26019T Fungicide including additives and other pesticides has not been tested on all crops. Follow more restrictive labeling of any tank mix partner. Do not tank mix with any product which contains a prohibition on tank mixing. Before applying any tank-mixture not specifically recommended on this label, safety to the target crop should be confirmed. Chipco® 26019T Fungicide is compatible with most commonly used fungicide, herbicide, insecticide, and foliar nutrient products. However, the physical compatibility of Chipco® 26019T Fungicide with all potential tank-mix partners has not been fully investigated. If tank mixing with other pesticides is desirable, conduct a jar test with the volumes and rates typically used in agricultural application. Using a small container of water, add the proportionate amounts of the products: wettable powders and water-dispersible granular products first, then liquid flowables and emulsifiable concentrates last. After thoroughly mixing, let stand for at least 15 minutes. Look for signs of separation, globules, sludge, flakes, or other precipitates. Physical compatibility is indicated if the combination remains mixed or can be remixed readily.

RESISTANCE MANAGEMENT

The active ingredients in Chipco® 26019T Fungicide belong to the dicarboxamides (Group 2) and the QoI inhibitor class of strobilurins (Group 11). To maintain long term effectiveness of this fungicide follow the specific resistance management guidance listed on the label. Additionally, the following general recommendations should be considered to delay the development of fungicide resistance.

1. Start spray programs early: Spray programs that begin before pathogens attack will help keep fungal populations low and reduce chances of resistance. Consult your local extension specialist, certified advisor and/or manufacturer representative for recommendations on when to begin spray programs.

2. Alternate products: Use spray programs that include alternation of products from different fungicide groups. Group numbers are listed in a box at the top right of product labels.

3. Use at least the minimum labeled rate and do not overstretch spray intervals: Use of rates below the minimum labeled rate will shorten the useful life of fungicides. Also, stretching application intervals too long may leave turfgrasses unprotected, further allowing opportunity for resistance development.

4. IPM: Applications of fungicides should be integrated into an overall disease and pest management program. Cultural practices known to reduce disease development should be followed. Consult your local extension specialist, certified advisor and/or manufacturer representative for additional IPM strategies established for your area. This product may be used in Agricultural Extension advisory (disease forecasting or risk assessment) programs, which recommend application timing based on environmental factors favorable for disease development.


TURF SPECIFIC USE DIRECTIONS

Chipco® 26019T Fungicide is a foliar applied fungicide, specified for turfgrass disease control on golf courses, sod farms, and institutional areas where fine turf is grown. When used in conjunction with good turf management practices, Chipco® 26019T Fungicide is effective in controlling the following diseases:

Spring, Summer And Fall Diseases: Dollar Spot, Brown Patch, Large Patch*, Fusarium Blight and Necrotic Ring Spot*, Leaf Spots such as Helminthosporium Leaf Spot caused by *Dreschlera* spp. pathogens, Corticum Red Thread.

Winter Diseases: Fusarium Patch (Pink Snow Mold) and Gray Snow Mold.

Apply the specified rates as indicated in the table in 0.5 to 10 gallons of water per 1,000 sq ft. Do not drench. Do not allow the spray mixture to stand for longer than 12 hours as some breakdown of the product may occur. Maintain agitation during spray operations. Apply with a properly calibrated sprayer.



TURF

APPLICATION DIRECTIONS

Begin applications when conditions favor disease development or when the disease first appears unless otherwise noted.

DISEASE	INTERVAL OF APPLICATIONS	fl oz per 1,000 sq ft
Dollar Spot <i>(Lanzia spp. and Moellerodiscus spp.)</i> Brown Patch <i>(Rhizoctonia solani)</i> Leaf Spot such as Helminthosporium Leaf Spot caused by <i>(Drechslera spp.)</i> Rapid Blight Rust	Greens and Tees: Repeat at 14 to 21 day interval as long as required. Fairways and Other Turf Areas: Repeat at 14 to 28 day intervals as long as required.	3 to 5 NOTE: On Fairways, for Dollar Spot Control use 2 to 4 fl oz/1,000 sq ft
Large Patch <i>(Rhizoctonia solani)</i>	Make first application in fall when conditions are favorable for disease development and there are no symptoms visible. Make repeat applications in spring as needed on a 14-21 day interval.	4
Fusarium Blight <i>(Fusarium spp.)</i> Necrotic Ring Spot* <i>(Leptosphaeria korrae)</i>	Use only preventative foliar applications when conditions first become favorable for disease development. Additional applications should be made as necessary at 28 day intervals.	7
Fusarium Patch <i>(Microdochium nivale)</i> [Pacific Northwest Only -- West of the Cascade Mountains]	Repeat at 14 to 21 day intervals as long as required.	4 to 7
Gray Snow Mold <i>(Typhula spp.)</i> Pink Snow Mold <i>(Fusarium nivale)</i>	One application before first permanent snow cover if possible, another application during a mid-winter thaw.	4 to 7
Corticium Red Thread <i>(Laetisaria fuciformis)</i> Pink Patch Curvularia <i>(Curvularia sp.)</i>	Use as a preventative every 14 days as long as required. <i>Curvularia</i> control in bermudagrass only	3 to 4 5 to 7
Anthracnose (suppression only) <i>(Colletotrichum)</i>	Will provide suppression during periods of anthracnose pressure; mix Chipco® 26019T Fungicide with CHIPCO SIGNATURE or other anthracnose control fungicide	4 to 7

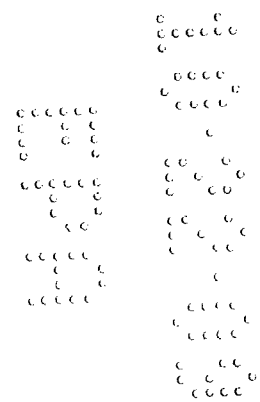
Do not exceed a total of 30 fl oz product/1,000 sq ft per year.

Do not make more than 6 applications per year.

Under severe conditions, the higher rate and/or shorter interval of applications are recommended for all diseases. When disease pressure is light to moderate, the lower rates and longer intervals are recommended.

Do not mow or irrigate treated areas until the foliage is completely dry, usually a 24-hour waiting period following treatment is preferred.

Do not mix with any sticker, extender, or wetting agent. Do not graze animals on treated turf. Do not feed clippings from treated turf to livestock or poultry.



2/8

TANK MIXTURES

ADDITIONAL DISEASE CONTROL

If turf is threatened by additional diseases, Chipco® 26019T Fungicide is compatible with most commonly used fungicides such as ProStar®, and Chipco® Triton FLO. If a tank mixture is used, follow label directions for the use of that product.

Do not exceed a total of 30 fl oz Chipco® 26019T Fungicide per 1,000 sq ft per year with a maximum of 6 applications.

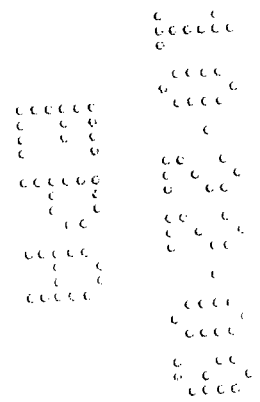
Summer Stress Complex/Summer Decline: For management of Summer Stress Complex/Summer Decline, apply Chipco® Signature™ Fungicide at 4 to 8 oz of product per 1,000 sq ft with Chipco® 26019T Fungicide at 3 to 7 fl oz of product per 1,000 sq ft.

Pythium Blight: Pythium blight will be controlled by the tank mixing of CHIPCO® Signature™ Fungicide or ALIETTE® WDG brand Fungicide or Banol Fungicide with Chipco® 26019T Fungicide. If a tank mixture is used, follow label directions for the use of that product and apply at the rate recommended for control of the target disease organism. ✓

Gray Snow Mold: For control of Gray Snow Mold (*Typhula* spp.) in areas where continuous snow cover occurs, refer to the following table for tank mixture recommendations. ^{labeled} Do not exceed the maximum labeled rate of any tank mix partner's _{directions}

Product	Disease	Rate
Chipco® 26019T Fungicide	Gray Snow Mold	4.0 to 7.0 fl oz
and		+
Daconil Ultrex 82.5 WG		5.0 fl oz
or		
Daconil WeatherStik 6F		5.5 fl oz
or		
Turfcide® 400		8.0 fl oz
or		
Triton FLO		0.85 fl oz

Application must be made in autumn before snow cover occurs. Apply with sufficient water to obtain adequate coverage (1 to 5 gallons of spray solution per 1,000 sq ft). Use the higher rate if the turf remains frozen prior to snow cover. For optimal control, reapply this treatment if a winter thaw and loss of snow cover occurs.



9/9

IMPORTANT: READ BEFORE USE

Read the entire Directions for Use, Conditions, Disclaimer of Warranties and Limitations of Liability before using this product. If terms are not acceptable, return the unopened product container at once. By using this product, user or buyer accepts the following Conditions, Disclaimer of Warranties and Limitations of Liability.

CONDITIONS: The directions for use of this product are believed to be adequate and must be followed carefully. However, it is impossible to eliminate all risks associated with the use of this product. Crop injury, ineffectiveness or other unintended consequences may result because of such factors as weather conditions, presence of other materials, or the manner of use or application, all of which are beyond the control of Bayer CropScience LP. All such risks shall be assumed by the user or buyer.

DISCLAIMER OF WARRANTIES: TO THE EXTENT CONSISTENT WITH APPLICABLE LAW, BAYER CROPSCIENCE LP MAKES NO OTHER WARRANTIES, EXPRESS OR IMPLIED, OF MERCHANTABILITY OR OF FITNESS FOR A PARTICULAR PURPOSE OR OTHERWISE, THAT EXTEND BEYOND THE STATEMENTS MADE ON THIS LABEL. No agent of Bayer CropScience LP is authorized to make any warranties beyond those contained herein or to modify the warranties contained herein. TO THE EXTENT CONSISTENT WITH APPLICABLE LAW, BAYER CROPSCIENCE LP DISCLAIMS ANY LIABILITY WHATSOEVER FOR SPECIAL, INCIDENTAL OR CONSEQUENTIAL DAMAGES RESULTING FROM THE USE OR HANDLING OF THIS PRODUCT.

LIMITATIONS OF LIABILITY: TO THE EXTENT CONSISTENT WITH APPLICABLE LAW, THE EXCLUSIVE REMEDY OF THE USER OR BUYER FOR ANY AND ALL LOSSES, INJURIES OR DAMAGES RESULTING FROM THE USE OR HANDLING OF THIS PRODUCT, WHETHER IN CONTRACT, WARRANTY, TORT, NEGLIGENCE, STRICT LIABILITY OR OTHERWISE, SHALL NOT EXCEED THE PURCHASE PRICE PAID, OR AT BAYER CROPSCIENCE LP'S ELECTION, THE REPLACEMENT OF PRODUCT.

CHIPCO[®], Compass[®] and ProStar[®] are registered trademarks of Bayer.

26 GT[®] is a registered trademark of Bayer.

Cleary's[™] is a trademark of the Cleary Company.

Daconil[®] and Heritage[®] are registered trademarks of Syngenta Corporation.

Turficide[®] is a registered trademark of Chemtura Corporation.

NET CONTENT:

Produced for

Bayer Environmental Science
A Business Group of Bayer CropScience LP
2 T.W. Alexander Drive
Research Triangle Park, NC 27709

Chipco[®] 26019T Fungicide (PENDING) 05/20/09, 10-17-09

