

432-1486

03/11/2009

1/11



UNITED STATES ENVIRONMENTAL PROTECTION AGENCY  
WASHINGTON, D.C. 20460

OFFICE OF  
PREVENTION, PESTICIDES AND  
TOXIC SUBSTANCES

Mr. Richard M. Gorrell  
Product Registration  
Bayer Environmental Science  
2T Alexander Drive  
Research Triangle Park, NC 27709

MAR 11 2009

SUBJECT: Application for Pesticide Notification (PRN 98-10)  
Request Correct Typographical Error  
EPA Reg. No. 432-1486  
Application Dated February 18, 2009

Dear Registrant:

The Agency is in receipt of your Application for Pesticide Notification under Pesticide Registration Notice (PRN) 98-10 dated 02/18/09 for the above product. The Registration Division (RD) has conducted a review of this request for its applicability under PRN 98-10 and finds that the action(s) requested fall within the scope of PRN 98-10. The label submitted with the application has been stamped "Notification" and will be placed in our records.

If you have any questions, please call me directly at 703-305-6249 or Owen F. Beeder of my staff at 703-308-8899.

Sincerely,

A handwritten signature in black ink, appearing to read "Linda Arrington".

Linda Arrington  
Notifications & Minor Formulations Team Leader  
Registration Division (7505P)  
Office of Pesticide Programs



United States  
Environmental Protection Agency  
Washington, DC 20460

Registration  
 Amendment  
 Other

OPP Identifier Number  
2/11

Application for Pesticide - Section I

1. Company/Product Number 432-1486	2. EPA Product Manager Tony Kish	3. Proposed Classification <input checked="" type="checkbox"/> None <input type="checkbox"/> Restricted
4. Company/Product (Name) Reserve Fungicide	PM# Team 22	
5. Name and Address of Applicant (Include ZIP Code) Bayer Environmental Science 2 T. W. Alexander Drive Research Triangle Park, NC 27709 <input type="checkbox"/> Check if this is a new address	6. Expedited Review. In accordance with FIFRA Section 3(c)(3)(b)(i), my product is similar or identical in composition and labeling to: EPA Reg. No. _____ Product Name _____	

NOTIFICATION  
MAR 11 2009

Section - II

<input type="checkbox"/> Amendment - Explain below.	<input checked="" type="checkbox"/> Final printed labels in response to Agency letter dated _____
<input type="checkbox"/> Resubmission in response to Agency letter dated _____	<input type="checkbox"/> "Me Too" Application.
<input checked="" type="checkbox"/> Notification - Explain below.	<input type="checkbox"/> Other - Explain below.

Explanation: Use additional page(s) if necessary. (For section I and Section II.)

This notification is consistent with the provisions of PR Notices 98-10 and 2007-4 and EPA regulations at 40 CFR 152.46, and no other changes have been made to the labeling or the confidential statement of formula of this product. I understand that it is a violation of 18 U.S.C. Sec. 1001 to willfully make any false statement to EPA. I further understand that if this notification is not consistent with the terms of PR Notice 98-10 and 40 CFR 152.46, this product may be in violation of FIFRA and I may be subject to enforcement action and penalties under sections 12 and 14 of FIFRA.  
- Notification of typographical error corrections


Section - III

1. Material This Product Will Be Packaged In:				2. Type of Container	
Child-Resistant Packaging <input type="checkbox"/> Yes <input checked="" type="checkbox"/> No	Unit Packaging <input type="checkbox"/> Yes <input checked="" type="checkbox"/> No	Water Soluble Packaging <input type="checkbox"/> Yes <input checked="" type="checkbox"/> No		<input type="checkbox"/> Metal	<input checked="" type="checkbox"/> Plastic
				<input type="checkbox"/> Glass	<input type="checkbox"/> Paper
* Certification must be submitted	If "Yes" Unit Packaging wgt.	No. per container	If "Yes" Package wgt	No. per container	Other (Specify) _____
3. Location of Net Contents Information <input checked="" type="checkbox"/> Label <input type="checkbox"/> Container		4. Size(s) Retail Container 2x2.5 gallons		5. Location of Label Directions <input checked="" type="checkbox"/>	
6. Manner in Which Label is Affixed to Product <input checked="" type="checkbox"/> Lithograph <input type="checkbox"/> Paper glued <input type="checkbox"/> Stenciled			<input type="checkbox"/> Other _____		

Section - IV

1. Contact Point (Complete items directly below for identification of individual to be contacted, if necessary, to process this application.)		
Name Richard M. Gorrell	Title Manager, Registrations	Telephone No. (Include Area Code) (919) 549-2423
Certification I certify that the statements I have made on this form and all attachments thereto are true, accurate and complete. I acknowledge that any knowingly false or misleading statement may be punishable by fine or imprisonment both under applicable law.		Date Application Received (Stamped)
2. Signature <i>Richard M. Gorrell</i>	3. Title Manager, Registrations	
4. Typed Name Richard M. Gorrell	5. Date February 18, 2009	

# Bayer Environmental Science



3/11

February 18, 2009

EPA08RMG0623ReserveNotifTypos  
Fedex

Ms. Linda Arrington  
U.S. Environmental Protection Agency  
Office of Pesticide Programs (7504P)  
Document Processing Desk (Notif)  
Room S-4900, One Potomac Yard  
2777 South Crystal Drive  
Arlington, VA 22202-4501

RE: Reserve Fungicide (432-1486): Notification of Correcting Typographical Errors

Dear Ms. Arrington:

Bayer Environmental Science is notifying the EPA of typographical error corrections. The corrections are highlighted on one of the label copies for your convenience.

The following information is enclosed with the letter:

- EPA Application (Form 8570-1)
- 3 Copies Reserve Fungicide label (432-1486)

If you have any questions, contact me at (919) 549-2423 or email me at [mike.gorrell@bayercropscience.com](mailto:mike.gorrell@bayercropscience.com).

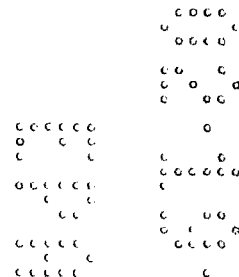
Bayer Environmental Science  
2 T.W. Alexander Drive  
RTP, NC 27709  
Phone : 919.549.2000

Sincerely,

Richard M. Gorrell  
Manager, Registrations

Incl.

Cc: Karen Shearer  
Jimmy Johnson  
Richard Rees



A Business Group of  
Bayer CropScience



## PRECAUTIONARY STATEMENTS

### WARNING

#### HAZARD TO HUMANS AND DOMESTIC ANIMALS

Causes substantial but temporary eye injury. Do not get in eyes, on skin, or on clothing. Wear protective eyewear (goggles, face shield, or safety glasses). Harmful if swallowed or absorbed through the skin. Wash thoroughly with soap and water after handling and before eating, drinking, chewing gum, using tobacco or using the toilet. Remove and wash contaminated clothing before reuse.

### PERSONAL PROTECTIVE EQUIPMENT (PPE)

Applicators and all other handlers must wear protective eyewear, long-sleeved shirt, long pants, shoes plus socks, and chemical resistant gloves made of any waterproof material.

Discard clothing and other absorbent materials that have been drenched or heavily contaminated with this product concentrate. Do not reuse them.

Follow the manufacturer's instructions for cleaning/maintaining PPE. If no such instructions for washables exist, use detergent and hot water. Keep and wash PPE separately from other laundry.

### USER SAFETY RECOMMENDATIONS

Users should wash hands before eating, drinking, chewing gum, using tobacco or using the toilet.

Users should remove clothing immediately if pesticide gets inside. Then wash body thoroughly and change into clean clothing. The contaminated clothing should be washed before reuse.

Users should remove PPE immediately after handling this product. As soon as possible, wash thoroughly and change into clean clothing. Wash the outside of gloves before removing.

### Engineering Control Statements:

When handlers use closed systems, enclosed cabs, or aircraft in a manner that meets the requirements listed in the Worker Protection Standard (WPS) for agricultural pesticides [40 CFR 170.240(d)(4-6)], the handler PPE requirements may be reduced or modified as specified in the WPS.

### ENVIRONMENTAL HAZARDS

This pesticide is toxic to aquatic invertebrates and wildlife. Do not apply directly to water or to areas where surface water is present or to intertidal areas below the mean high- water mark. Drift and runoff may be hazardous to aquatic organisms in neighboring areas. Do not contaminate water when disposing of equipment washwater or rinsate.

This chemical is known to leach through soil into groundwater under certain conditions as a result of label use. Use of this chemical in areas where soils are permeable, particularly where the water table is shallow, may result in groundwater contamination.

This chemical can contaminate surface water through spray drift. Under some conditions, it may also have a high potential for runoff into surface water for several days to weeks after application. These include poorly draining or wet soils with readily visible slopes toward adjacent surface waters, frequently flooded areas, areas overlaying extremely shallow ground water, areas with in-field canals or ditches that drain to surface water, areas not separated from adjacent surface waters with vegetated filter strips, and areas overlying tile drainage systems that drain to surface water.

### STORAGE AND DISPOSAL

Do not contaminate water, food, or feed by storage or disposal.

**Pesticide Storage:** Store in original container and keep tightly closed when not in use. Store in a cool dry place. Avoid cross contamination with other pesticides.

**Pesticide Disposal:** Pesticide wastes may be toxic. Improper disposal of unused pesticide, spray mixture, or rinse water is a violation of federal law. If these wastes cannot be used according to label instruction, contact your State Pesticide or Environmental Control Agency, or the Hazardous Waste representative at the nearest EPA Regional Office for guidance in proper disposal methods.

**Container Disposal:** Non-refillable container. Do not reuse or refill this container. Offer for recycling, if available. Triple rinse container (or equivalent) promptly after emptying. Triple rinse as follows: Empty the remaining contents into application equipment or a mix tank and drain for 10 seconds after the flow begins to drip. Fill the container 1/4 full with water and recap. Shake for 10 seconds. Pour rinsate into application equipment or a mix tank or store rinsate for later use or disposal. Drain for 10 seconds after the flow begins to drip. Repeat this procedure two more times. After triple rinsing procedure dispose of container.

## DIRECTIONS FOR USE

**It is a violation of federal law to use this product in a manner inconsistent with its labeling.**

Read entire label before using this product.

Do not apply this product in a way that will contact workers or other persons, either directly or through drift. Only protected handlers may be in the area during application. For any requirements specific to your State or Tribe, consult the agency responsible for pesticide regulation.

### AGRICULTURAL USE REQUIREMENTS

Use this product only in accordance with its labeling and with the Worker Protection Standard, 40 CFR part 170. This Standard contains requirements for the protection of agricultural workers on farms, forests, nurseries, and greenhouses, and handlers of agricultural pesticides. It contains requirements for training, decontamination, notification, and emergency assistance. It also contains specific instructions and exceptions pertaining to the statements on this label about personal protective equipment (PPE) and restricted entry interval. The requirements in this box only apply to uses of this product that are covered by the Worker Protection Standard.

Do not enter or allow worker entry into treated areas during the restricted-entry interval (REI) of 12 hours.

PPE required for early entry to treated areas that is permitted under the Worker Protection Standard and that involves contact with anything that has been treated, such as plants, soil, or water is: coveralls, chemical-resistant gloves, socks plus shoes, and protective eyewear.

Special Eye Irritation Provisions: This product is a severe eye irritant. Although the restricted-entry interval expires after 12 hours, for the next 6 ½ days entry is permitted only when the following safety measures are provided:

- (1) At least one container designed specifically for flushing eyes must be available in operating condition at the WPS- required decontamination site intended for workers entering the treated area.
- (2) Workers must be informed, in a manner they can understand:
  - that residues in the treated area may be highly irritating to their eyes,
  - that they should take precautions, such as refraining from rubbing their eyes, to keep the residues out of their eyes,
  - that if they do get residues in their eyes, they should immediately flush their eyes using the eyeflush container that is located at the decontamination site or using other readily available clean water, and
  - how to operate the eyeflush container.

### NON-AGRICULTURAL USE REQUIREMENTS

The requirements in this box only apply to uses of this product that are NOT within the scope of the Worker Protection Standard for agricultural pesticides (40 CFR Part 170). The WPS applies when the product is used to produce agricultural plants on farms, nurseries or greenhouses.

**DO NOT** enter or allow others to enter treated areas until sprays have dried.

### GENERAL INFORMATION

RESERVE FUNGICIDE is a broad spectrum fungicide with preventative, contact, systemic, residual and curative properties recommended for the control or suppression of certain turf diseases. Disease control is optimal when RESERVE FUNGICIDE is applied in a preventative and scheduled spray program and used in rotation with other fungicides.

Failure to follow these label instructions may result in turfgrass injury and inferior turfgrass quality. This product may cause staining. Avoid off-target sites such as sidewalks, patios, driveways, pavers or similar materials.

RESERVE FUNGICIDE can be used on all commercial, institutional turfgrass, such as golf courses, sod farms, commercial lawns, cemeteries, and professional athletic fields including colleges and universities.

### GENERAL USE PRECAUTIONS

#### APPLICATION INFORMATION

RESERVE FUNGICIDE may be used alone to control important diseases of turfgrass or alternatively used in tank mix or sequentially with other registered turfgrass fungicides.

Applications using sufficient water volume to provide thorough and uniform coverage generally provide the most effective disease control. Do not make applications when conditions favor drift beyond the target application area. All applications of RESERVE FUNGICIDE must be made in accordance with the use directions of this label.

RESERVE FUNGICIDE, when combined with other products such as **Chipco® Signature®**, will relieve the symptoms of summer stress syndrome/decline.

**Turfgrass Species:**

- Colonial and Creeping Bentgrass
- Common and Hybrid Bermudagrass\*
- Annual, Rough and Kentucky Bluegrass
- Buffalograss
- Dichondra
- Tall Fescue
- Seashore Paspalum
- Annual and Perennial Ryegrass
- Zoysiagrass
- Kikuyugrass

\*Refer to section on **GENERAL RESTRICTIONS AND LIMITATIONS.**

Avoid the shorter application intervals if the turf is under excessive stress in the summer time or under an intensive growth control program.

**Ground Application**

For ground application equipment use the appropriate product quantities described in this label in 1 to 5 gallons of water per 1,000 sq ft for turf (44 to 220 gallons per acre).

**SPRAY MIXING AND COMPATIBILITY**

In general, begin with clean spray equipment, add one-half of the required quantity of water to the spray or mixing tank and start agitation and add the required quantity of fungicide and the tank-mix partner if applicable to the water and complete filling with water to the required total volume. Follow the recommendations of your State Cooperative Extension Service for tank-mixing with other products. In general, follow the order beginning first with water soluble packaging (wait for it to completely dissolve), wettable powders and water-dispersible granular products, liquid flowables and suspension concentrates and emulsifiable concentrates last. Maintain agitation throughout spraying. Do not allow spray mixture to remain in the tank overnight, or for long periods during the day without agitation.


The turf safety of all potential tank-mixes with RESERVE FUNGICIDE including additives and other pesticides has not been tested on all turf type variants. Before applying any tank-mixture not specifically recommended on this label, safety to the target turf should be confirmed. RESERVE FUNGICIDE is compatible with most commonly used fungicide, herbicide, insecticide, growth regulator and foliar nutrient products. However, the physical compatibility of RESERVE FUNGICIDE with all potential tank-mix partners has not been fully investigated. If tank mixing with other pesticides is desirable, conduct a jar test with the volumes and rates typically used in agricultural application. Using a small container of water, add the proportionate amounts of the products: wettable powders and water-dispersible granular products first, then liquid flowables and emulsifiable concentrates last. After thoroughly mixing, let stand for at least 15 minutes. Look for signs of separation, globules, sludge, flakes, or other precipitates. Physical compatibility is indicated if the combination remains mixed or can be remixed readily.

- The use of a soil penetrating adjuvant may improve the movement into the soil when irrigation after treatment is required for disease control. For soil borne diseases Reserve can be watered in after application.
- Combinations of RESERVE FUNGICIDE at high labeled rates with PGRs may impact turf quality and reduce turf growth particularly during period of heat stress and high humidity.
- When preparing spray mixtures of RESERVE FUNGICIDE with Bayer Products add the products in the following order: 1) Water dispersible products , 2) RESERVE FUNGICIDE followed by other suspension concentrates such as 26 GT<sup>®</sup>, and lastly 3) Chipco<sup>®</sup> Signature<sup>®</sup>.

**RESISTANCE MANAGEMENT**

The active ingredient, triticonazole, in RESERVE FUNGICIDE belongs to

- 1). Sterol Inhibitors or Demethylation Inhibitors classes of chemistry (Group 3).
- 2). To maintain long term effectiveness of this fungicide follow the specific resistance management guidance from a local extension specialist.



## GENERAL RESTRICTIONS AND LIMITATIONS

**DO NOT** apply more than the maximum seasonal rate from any combination of products containing triticonazole.  
**DO NOT** apply more than 18 fl oz of RESERVE FUNGICIDE per 1,000 sq ft (49.3 pts/A) per year.  
**DO NOT** apply more than 5.4 fl oz of RESERVE FUNGICIDE per 1,000 sq ft (14.7 pts/A) as a single application.  
**DO NOT** use for sodfarms at application rates greater than 13 lbs ai/A/yr.  
 Follow the **TURF-SPECIFIC USE DIRECTIONS** for repeat application intervals.  
**For golf courses only: DO NOT** apply to turf cut higher than 1 inch on golf holes where water bodies are present.  
 Sod farm turf treated with RESERVE FUNGICIDE prior to harvest, must be mechanically cut, rolled and harvested.  
**This product cannot be used to formulate or reformulate any other pesticide product.**  
**DO NOT** use on home lawns and turf sites associated with apartment buildings, day-care centers, playgrounds, playfields, recreational park athletic fields, athletic fields located on or next to schools (i.e., elementary, middle and high schools, campgrounds, churches, and theme parks).  
**DO NOT** apply this product to crops other than turfgrass.  
**DO NOT** apply to areas likely to be grazed by livestock.  
**DO NOT** feed clippings to livestock or poultry.  
**DO NOT** apply through irrigation equipment of any type.  
**DO NOT** use on ultradwarf bermudagrass varieties. Do not exceed 5.4 fl oz/1,000 sq ft every 30 days on any bermudagrass type. For golf courses in FL do not apply RESERVE FUNGICIDE to bermudagrass greens when temperatures exceed 90°F.

## TURF-SPECIFIC USE DIRECTIONS<sup>1</sup>

RESERVE FUNGICIDE controls the diseases listed below.

Disease Control	Rate fl oz/1,000 sq ft	Use Information
Anthracnose ( <i>Colletotrichum cereale</i> )	3.2-5.4	Begin fungicide applications preventatively when conditions are favorable for disease development. Continue as needed, on a 14-28 day interval. <b>Under conditions for severe disease or for an early curative application</b> , use the higher rate and shorter interval.
Brown Patch ( <i>Rhizoctonia solani</i> )	3.2-5.4	Begin fungicide applications preventatively when conditions are favorable for disease development. Continue as needed, on a 14-28 day interval.
Brown Patch, Cool weather/Yellow patch ( <i>Rhizoctonia cerealis</i> )	3.2 -5.4	Make 1 to 2 applications in the fall using a 21-28 day interval when conditions are favorable for disease development.
Brown Ring (Waitea) Patch ( <i>Rhizoctonia circinata</i> var. <i>circinata</i> )	3.2 -5.4	Begin fungicide applications at the early stage of yellow ring development when conditions are favorable for disease development. Continue as needed, on a 14-28 day interval. Late curative applications will not be effective. <b>Irrigate to move the fungicide beneath the thatch.</b>
Dollar Spot ( <i>Sclerotinia homeocarpa</i> )	3.2 -4.5	Begin fungicide applications preventatively. Continue as needed, on a 14-28 day interval. <b>Under preventative applications</b> where light disease pressure is anticipated, use the lower rate and longer interval. <b>Under conditions for severe disease or for an early curative application</b> , use the higher rate and shorter interval.
Fusarium Patch ( <i>Microdochium nivale</i> )	3.2 -4.5	Begin fungicide applications preventatively in the spring and early summer when the turf stays moist and temperatures are in the range 32-65° F. Repeat applications at 10-14 day intervals when heavy disease pressure is anticipated. <b>Under conditions for severe disease</b> use the higher rate and tank mix with 26 GT <sup>®</sup> fungicide.



9/11

Disease Control	Rate fl oz/1,000 sq ft	Use Information
Gray Snow Mold, Typhula Blight ( <i>Typhula</i> spp.)	3.2 -4.5	Begin fungicide applications preventatively in the late fall. Make 1-2 applications, repeating at 14-28 day intervals when heavy disease pressure is anticipated. <b>Under conditions for severe disease</b> use the higher rate and tank mix with Tartan or 26 GT <sup>®</sup> fungicide.
Leaf Spots, including Red Leaf Spot and Gray Leaf Spot ( <i>Dreschlera</i> spp., <i>Bipolaris</i> spp., <i>Helminthosporium</i> spp., <i>Pyricularia</i> spp.)	3.2 -4.5	Begin fungicide applications preventatively in the late fall. Make 1-2 applications, repeating at 14-28 day intervals when conditions are favorable for development. <b>Under preventative applications</b> where light disease pressure is anticipated, use the lower rate and longer interval. <b>Under conditions for severe disease or for an early curative application</b> , use the higher rate and shorter interval.
Necrotic Ring Spot ( <i>Ophiosphaerella korrae</i> )	3.2-5.4	Begin fungicide applications preventatively when soil temperature reach 60° F in early spring or summer and continue at 28 day intervals when conditions are favorable for development. <b>Irrigate or aerate to allow movement of fungicide into the root zone.</b>
Pink Patch ( <i>Limonomyces roseipellis</i> )	3.2 -4.5	Begin fungicide applications preventatively when night air temperatures reach 60° F to 70° F under periods of high rainfall when conditions are favorable for development. <b>Under preventative applications</b> where light disease pressure is anticipated, use the lower rate and longer interval. <b>Under conditions for severe disease or for an early curative application</b> , use the higher rate and shorter interval.
Pink Snow Mold ( <i>Microdochium nivale</i> )	3.2 -5.4	Begin fungicide applications preventatively in the late fall just prior to snow cover. Make 2 applications, repeating at a 14-28 day interval when heavy disease pressure is anticipated. <b>Under conditions or prior history for severe disease</b> use the higher rate and tank mix with 26 GT <sup>®</sup> fungicide.
Red Thread ( <i>Laetisaria fuciformis</i> )	3.2 -4.5	Begin fungicide applications preventatively when night air temperatures reach 60° F to 70° F under periods of high rainfall when conditions are favorable for development. <b>Under preventative applications</b> where light disease pressure is anticipated, use the lower rate and longer interval. <b>Under conditions for severe disease or for an early curative application</b> , use the higher rate and shorter interval.
Rust ( <i>Puccinia</i> spp.)	3.2 -4.5	Begin fungicide applications preventatively when conditions are favorable for disease development. Continue as needed, on a 14-28 day interval. <b>Under preventative applications</b> where light disease pressure is anticipated, use the lower rate and longer interval. <b>Under conditions for severe disease or for an early curative application</b> , use the higher rate and shorter interval.
Summer Patch ( <i>Magnaporthe poae</i> )	3.2 -5.4	Begin fungicide applications preventatively when soil temperatures reach 60° F to 65° F at a 2-inch soil depth unless otherwise advised by local recommendations. Continue under active disease conditions as needed on a 14-28 day interval. <b>Under conditions for severe disease or for an early curative application</b> , use the higher rate and shorter interval.



