

432-1477

10/28/2008

1/13



UNITED STATES ENVIRONMENTAL PROTECTION AGENCY
WASHINGTON, D.C. 20460

OFFICE OF
PREVENTION, PESTICIDES AND
TOXIC SUBSTANCES

Mr. Richard Gorrell
Manager, Registration
Bayer Environmental Science
2 T.W. Alexander Drive
Research Triangle Park, NC 27709

OCT 28 2008

RE: Notification of Minor Label Changes
EPA Registration Number: 432-1477
Date of Submission: September 9, 2008

Dear Mr. Gorrell:

The Agency is in receipt of your Application for Pesticide Notification under Pesticide Registration Notice (PRN) 98-10 dated, September 9, 2008, for the product Prostar 70 WDG Fungicide. The Registration Division (RD) has conducted a review of this request for its applicability under PRN 98-10 and finds that the actions requested fall within the scope of PRN 98-10. The label submitted with the application has been stamped "Notification" and will be placed in our records.

If you have any questions, please call me directly at 703-305-6249 or Joyce Edwards of my staff at 703-308-5479.

Sincerely,

Linda Arrington
Notifications & Minor Formulations Team Leader
Registration Division (7505P)
Office of Pesticide Programs



United States
Environmental Protection Agency
 Washington, DC 20460

Registration
 Amendment
 Other

OPP Identifier Number

Application for Pesticide - Section I

1. Company/Product Number 432-1477	2. EPA Product Manager Ms. Mary Waller	3. Proposed Classification <input checked="" type="checkbox"/> None <input type="checkbox"/> Restricted
4. Company/Product (Name) Prostar 70 WDG Fungicide	PM# 21	
5. Name and Address of Applicant (Include ZIP Code) Bayer Environmental Science 2 T. W. Alexander Drive Research Triangle Park, NC 27709 <input type="checkbox"/> Check if this is a new address	6. Expedited Review. In accordance with FIFRA Section 3(c)(3)(b)(i), my product is similar or identical in composition and labeling to: NOTIFICATION EPA Reg. No. _____ OCT 28 2008 Product Name _____	

Section - II

Amendment - Explain below. Final printed labels in response to Agency letter dated _____

Resubmission in response to Agency letter dated _____ "Me Too" Application.

Notification - Explain below. Other - Explain below.

Explanation: Use additional page(s) if necessary. (For section I and Section II.)

This notification is consistent with the provisions of PR Notice 98-10 and EPA regulations at 40 CFR 152.46, and no other changes have been made to the labeling or the confidential statement of formula of this product. I understand that it is a violation of 18 U.S.C. Sec. 1001 to willfully make any false statement to EPA. I further understand that if this notification is not consistent with the terms of PR Notice 98-10 and 40 CFR 152.46, this product may be in violation of FIFRA and I may be subject to enforcement action and penalties under sections 12 and 14 of FIFRA.
 - Minor label changes

Section - III

1. Material This Product Will Be Packaged In:

Child-Resistant Packaging <input type="checkbox"/> Yes <input type="checkbox"/> No	Unit Packaging <input type="checkbox"/> Yes <input type="checkbox"/> No	Water Soluble Packaging <input type="checkbox"/> Yes <input type="checkbox"/> No	2. Type of Container <input type="checkbox"/> Metal <input type="checkbox"/> Plastic <input type="checkbox"/> Glass <input type="checkbox"/> Paper <input type="checkbox"/> Other (Specify) _____
* Certification must be submitted		If "Yes" Unit Packaging wgt. No. per container	If "Yes" Package wgt. No. per container

3. Location of Net Contents Information
 Label Container

4. Size(s) Retail Container

5. Location of Label Directions
 On labelling accompanying product

6. Manner in Which Label is Affixed to Product
 Lithograph Paper glued Stenciled Other _____

Section - IV

1. Contact Point (Complete items directly below for identification of individual to be contacted, if necessary, to process this application.)

Name Richard M. Gorrell	Title Manager, Registrations	Telephone No. (include Area Code) (919) 549-2423
----------------------------	---------------------------------	---

Certification
 I certify that the statements I have made on this form and all attachments thereto are true, accurate and complete. I acknowledge that any knowingly false or misleading statement may be punishable by fine or imprisonment or both under applicable law.

2. Signature <i>Richard M. Gorrell</i>	3. Title Manager, Registrations	6. Date Application Received (Stamped)
4. Typed Name Richard M. Gorrell	5. Date September 9, 2008	


Certification with Respect to Label Integrity

version: 9/11/02

I certify that the information (including, but not limited to, text, tables, and graphics) contained in the electronic file identified below by file name and submitted with this certification is the same information as that on the paper copies of these documents included with this submission.

PROPOSED LABEL		
EPA Registration #	Date Submitted to EPA	Electronic file name
432-1477	09/08/08	000432-01477.20080908.Prostar70WDGFungicide.pdf

I certify that the statements that I have made on this form are true, accurate, and complete. I acknowledge that any knowingly false or misleading statements may be punishable by fine or imprisonment or both under applicable law.



 Signature

09/08/2008

 Date

Anna B. Wilkins

 Name (typed)

Label Development Specialist

 Title

RECEIVED
 SEP 10 2008
 EPA
 OFFICE OF PESTICIDE REGISTRATION
 WASHINGTON, DC 20460
 TEL: (703) 603-0100
 FAX: (703) 603-0100
 WWW.EPA.GOV

ProStar[®] 70 WDG Fungicide

For Use on Turf and Ornamentals

A Systemic Fungicide for Management of Foliar, Soilborne, Cutting and Bulb Diseases Caused by Basidiomycete Fungi in Greenhouses, Saran and Shade Houses, Outdoor Container and Field-Grown Ornamental Nursery Stock.

ACTIVE INGREDIENT:

FLUTOLANIL: N-[3-(1-methylethoxy) phenyl]-2-(trifluoromethyl)benzamide 70.0%

OTHER INGREDIENTS:..... 30.0%

TOTAL 100.0%

EPA Reg. No. 432-1477

EPA Est. No.

**KEEP OUT OF REACH OF CHILDREN
CAUTION**


For MEDICAL And TRANSPORTATION Emergencies ONLY Call 24 Hours A Day 1-800-334-7577

For PRODUCT USE Information 1-800-331-2867

First Aid	
If on Skin or Clothing:	<ul style="list-style-type: none"> • Take off contaminated clothing. • Rinse skin immediately with plenty of water for 15-20 minutes. • Call a poison control center or doctor for treatment advice.
If Inhaled:	<ul style="list-style-type: none"> • Move the person to fresh air. • If person is not breathing, call 911 or an ambulance, then give artificial respiration, preferably mouth-to-mouth if possible. • Call a poison control center or doctor for further treatment advice.
If in Eyes:	<ul style="list-style-type: none"> • Hold eye open and rinse slowly and gently with water for 15-20 minutes. Remove contact lenses, if present, after the first 5 minutes, then continue rinsing eye. • Call a poison control center or doctor for treatment advice.
<p>Have this product container or label with you when calling a poison control center or doctor or going for treatment. You may also contact 1-800-334-7577 for emergency medical treatment information.</p>	

NOTIFICATION

OCT 28 2008



PRECAUTIONARY STATEMENTS

HAZARDS TO HUMANS AND DOMESTIC ANIMALS

CAUTION

Harmful if absorbed through skin. Harmful if inhaled. Causes moderate eye irritation. Avoid contact with skin, eyes or clothing. Remove and wash contaminated clothing before reuse. Avoid breathing dust.

Personal Protective Equipment (PPE)

Applicators and other handlers must wear:

- Long-sleeved shirt and long pants,
- Chemical resistant gloves made of any waterproof material,
- Shoes plus socks.

USER SAFETY RECOMMENDATIONS

Do not eat, drink, smoke, or chew gum or tobacco while handling this product and until hands and face are thoroughly washed with soap and water. Do not use the toilet before thoroughly washing hands.

If this product penetrated through your clothing or personal protective equipment, stop handling this product immediately, remove the clothing and equipment, wash your body thoroughly, and put on clean clothing and equipment before resuming the handling activity.

After handling this product, remove personal protective equipment immediately. Wash the outside of gloves before taking them off. Shower or wash thoroughly and change into clean clothing as soon as possible.

Discard clothing and personal protective equipment that cannot be reused, including clothing and other absorbent materials that have been drenched or thoroughly contaminated with this product's concentrate. Otherwise, wash clothing and personal protective equipment (including both the inside and outside of gloves) before each day of reuse according to manufacturers directions or, if no such directions, in detergent and hot water. Keep and wash them separately from other laundry.

ENVIRONMENTAL HAZARDS

This product is toxic to aquatic invertebrates. For terrestrial uses, do not apply to water, areas where surface water is present or to intertidal areas below the mean high water mark. Do not contaminate water when disposing of equipment washwaters.

DIRECTIONS FOR USE

It is a violation of Federal Law to use this product in a manner inconsistent with its labeling.

Read entire label before using this product.

Do not apply this product in a way that will contact workers or other persons, either directly or indirectly or through drift. Only protected handlers may be in the area during application. For any requirements specific to your State or Tribe, consult the agency responsible for pesticide regulation.

AGRICULTURAL USE REQUIREMENTS

Use this product only in accordance with its labeling and with the Worker Protection Standard, 40 CFR part 170. This Standard contains requirements for the protection of agricultural workers on farms, forests, nurseries, and greenhouses; and handlers of agricultural pesticides. It contains requirements for training, decontamination, notification, and emergency assistance. It also contains specific instructions and exceptions pertaining to the statements on this label about personal protective equipment (PPE), and restricted-entry intervals.


Do not apply this product in a way that will contact workers or other persons, either directly or through drift. Only protected handlers may be in the area during application. For any requirements specific to your State or Tribe, consult the agency in your State responsible for pesticide regulation.

The requirements in this box only apply to uses of this product that are covered by the Worker Protection Standard.

Do not enter or allow worker entry into treated areas during the restricted entry-interval (REI) of 12 hours.

PPE required for early entry to treated areas that is permitted under the Worker Protection Standard and that involves contact with anything that has been treated, such as plants, soil, or water, is:

- Coveralls,
- Chemical resistant gloves made of any waterproof material,
- Shoes plus socks.



NON AGRICULTURAL USE REQUIREMENTS

The requirements in this box apply to uses of this product that are not within the scope of the Worker Protection Standard for agricultural pesticides (40 CFR Part 170). The WPS applies when this product is used to produce agricultural plants on farms, forests, nurseries, or greenhouses. Keep unprotected persons out of the treated areas until sprays have dried.

STORAGE AND DISPOSAL

Do not contaminate water, food or feed by storage or disposal.

PESTICIDE STORAGE: Store in a cool, dry, secure place.

PESTICIDE DISPOSAL: Wastes resulting from the use of this product may be disposed of on site or at an approved waste disposal facility.

CONTAINER DISPOSAL:

Non-refillable container. Do not reuse or refill this container. Offer for recycling, if available. Offer for reconditioning, if appropriate.

Triple rinse as follows: Empty the remaining contents into application equipment or a mix tank. Fill the container 1/4 full with water and recap. Shake for 10 seconds. Pour rinsate into application equipment or a mix tank or store rinsate for later use or disposal. Drain for 10 seconds after the flow begins to drip. Repeat this procedure two more times. Dispose of in a sanitary landfill, or by incineration; or, if allowed by State and local authorities, by burning. If burned, stay out of smoke.

TURF


GENERAL INFORMATION

ProStar 70 WDG is a systemic fungicide recommended for control of diseases of turf caused by Basidiomycetes. This product should be used particularly for control of *Rhizoctonia* Brown Patch, and has excellent safety on Kentucky bluegrass, creeping bentgrass, perennial ryegrass, red fescue, tall fescue, bermudagrass, St. Augustinegrass, and zoysiagrass.

APPLICATION AND DOSAGE


Apply the recommended amount of ProStar 70 WDG Fungicide in 2 to 5 gallons of water per 1,000 sq ft as a broadcast application, unless otherwise specified. (See *Fairy Ring*, *Gray Snow Mold* directions). Add appropriate amount of water to the spray tank. If ProStar 70 WDG is to be tank mixed with an appropriately labeled fungicide or other product to control another pest, add ProStar 70 WDG first. Prior to spraying with a tank mixture not specified on this label, it is advisable to determine if the products are physically compatible.

For best results, spray the treated area uniformly, using equipment such as flat fan nozzles. Use 50-mesh or larger screens. Avoid mowing for 24 hours after application and do not irrigate until spray has dried on grass, unless otherwise noted. When nonlabeled diseases are also present, ProStar 70 WDG may be tank mixed with appropriate labeled fungicides if the products are physically compatible.



DOSAGE TABLE*			
Disease	Rate of ProStar 70 WDG per 1,000 sq ft	Coverage (sq ft) per 1 lb of ProStar 70 WDG	Timing (days)
Brown Patch (Preventative) (Curative)	1.5 – 2.2 oz 3.0 oz	11,000 – 7,500 5,500	14 - 21 14
Fairy Ring (Preventative) (Curative)	2.2 oz 4.5 oz	7,500 3,500	21 - 28 30
Red Thread/Pink Patch Yellow Patch/Southern Blight	1.5 oz	11,000	21 - 28
Gray Snow Mold	3.00 oz 3.75 oz 4.50 oz	5,500 4,500 3,500	Prior to permanent snow cover
Large Patch	2.2 oz	7,500	30
Rhizoctonia zeae (Preventative) (Curative)	2.2 – 3.0 oz 3.0 – 4.5 oz	7,500 – 5,500 5,500 – 3,500	14 - 21 14
Waitea circinata circinata (Preventative) (Curative)	2.2 – 3.0 oz 3.0 – 4.5 oz	7,500 – 5,500 5,500 – 3,500	30 30

* See specific directions for each disease.



BROWN PATCH (*Rhizoctonia solani*):

Preventative: Apply 1.5 to 2.2 oz of ProStar 70 WDG Fungicide per 1,000 sq ft in 2 to 5 gallons of water prior to initial signs of disease development. Repeat after a 14 to 21 day interval if conditions favor disease development.

Curative: Apply 3.0 oz of ProStar 70 WDG Fungicide per 1,000 sq ft in 2 to 5 gallons of water to turf with active brown patch. Make a second application 14 to 21 days later, if conditions favor disease development.

Tank Mixes:

- ProStar 70 WDG Fungicide does not control dollar spot. If *Sclerotinia* dollar spot and brown patch occur simultaneously, tank mix ProStar 70 WDG at 1.5 oz per 1,000 sq ft in 2 to 5 gallons of water with other registered fungicides, such as PCNB, Bayleton®, Banner® Maxx®, Eagle®, 26 GT® or Daconil® to control both diseases. Repeat application 21 to 28 days later if needed.
- ProStar 70 WDG Fungicide does not control gray leaf spot, *Curvularia* leaf spot, or algae. In areas where these problems occur simultaneously with brown patch, tank mix appropriate fungicides at recommended rates with ProStar 70 WDG.
- Follow the label directions for the most restrictive of label limitations and precautions. This product cannot be mixed with any product containing a label prohibition against such mixing.

FAIRY RING (including *Marasmius* spp., *Lepiota* spp., *Agaricus* spp.):

Preventative: ProStar 70 WDG Fungicide, applied in 2 to 5 gallons of water at 2.2 oz per 1,000 sq ft, may suppress the development of fairy ring caused by various basidiomycete pathogens. A second application may be made at a 21 to 28-day interval using the same dosage rate.

Curative: ProStar 70 WDG Fungicide, applied in 2 to 5 gallons of water at 4.5 oz per 1,000 sq ft, may suppress the development of fairy ring caused by various basidiomycete pathogens. Application should be made to the affected area at the first sign of ring development (greening, death of turf, mushrooms). Symptom suppression may be temporary and symptoms may reoccur. In these cases, a second application at 4.5 oz per 1,000 sq ft is suggested, not less than 30 days after the first application. Aerification prior to subsurface applications has been beneficial in some cases. Use of a nonionic surfactant in combination with ProStar 70 WDG is recommended. Treated areas should be irrigated prior to and after application with sufficient water to maintain growth of turf. Disease control is improved if turf is maintained at optimum fertility levels after symptom development. Turf that has been damaged extensively by fairy ring development may have to be reseeded. Do not treat more than 10,000 sq ft/A of turf area.

RED THREAD (*Laetisaria fuciformis*)**PINK PATCH (*Limonomyces roseipellis*)****YELLOW PATCH (*Rhizoctonia cerealis*) and****SOUTHERN BLIGHT (*Sclerotium rolfsii*):**

Apply 1.5 oz ProStar 70 WDG Fungicide per 1,000 sq ft in 2 to 5 gallons of water prior to or after initial signs of disease development and repeat after 21 to 28 days if needed.

GRAY SNOW MOLD (*Typhula* spp.):

Apply 3.0 to 4.5 oz of ProStar 70 WDG Fungicide per 1,000 sq ft of green or tee area in 2 to 5 gallons of water in the fall prior to permanent snow cover. Use of a wetting agent has proven beneficial. If Pink Snow Mold (*Fusarium nivale*) is also suspected, ProStar 70 WDG may be tank mixed with products labeled for control of that disease, such as PCNB, Bayleton, or Banner MAXX. Prior to application, both products should be mixed in small volumes to ascertain physical compatibility. Do not treat more than 10,000 sq ft/A of turf area.


BROWN PATCH (*Rhizoctonia solani*) of ZOYSIAGRASS (formerly Zoysia Patch):

Apply ProStar 70 WDG Fungicide in the fall or spring for control of large brown patch on zoysiagrass. Disease control is more effective if made prior to or after initial symptom development. Apply 2.2 oz of ProStar 70 WDG per 1,000 sq ft in 2 to 5 gallons of water and repeat 30 days later if symptoms persist. A nonionic surfactant is recommended for best results. Fall applications may suppress disease development in the following spring.

USE PRECAUTIONS

For use rates over 2.2 oz per 1,000 sq ft, do not apply ProStar 70 WDG Fungicide within 100 feet of any estuary or marine habitat or within 100 feet of any ditches, drainage tiles, or other waterways that drain directly into (within 1/2 mile of) estuaries or marine habitats.

Apply no more than a combined total of 4.5 oz ProStar 70 WDG Fungicide per 1,000 sq ft as a broadcast application during a single growing season.



FOR USE IN GREENHOUSES, SARAN AND SHADE HOUSES, OUTDOOR CONTAINER AND FIELD-GROWN ORNAMENTAL NURSERY STOCK

GENERAL INFORMATION

ProStar 70 WDG is a systemic fungicide, that, when mixed with the appropriate volume of water, will provide systemic, preventative, and curative activity in the management of foliar, soilborne, and propagative diseases caused by rusts, species of *Rhizoctonia*, and *Sclerotium rolfsii*.

Although ProStar 70 WDG can be curative, application is suggested on a preventative basis at all sites of use where applicable when conditions are optimum for disease development or past history indicates disease development is imminent. When used as a curative treatment, apply ProStar 70 WDG at the highest recommended concentration or rate allowed according to label directions.

Add the appropriate amount of ProStar 70 WDG to a partially filled spray or drench tank. Maintain continuous agitation throughout application and apply with properly calibrated spray equipment using 50-mesh or larger screens.

If ProStar 70 WDG Fungicide is tank mixed with other labeled plant protection products, add ProStar 70 WDG first.

Failure to follow the direction for use and precautions on this label may result in poor disease control or plant injury.

For foliar applications, apply the spray mixture to obtain optimum coverage of the plant foliage.

Make no more than 4 applications of PROSTAR 70 WDG per year to ornamental plantings.

FOR THE STATE OF NEW YORK USE THE FOLLOWING DIRECTIONS:


NASSAU AND SUFFOLK COUNTIES: USE IS LIMITED TO DRENCH APPLICATION TO CONTAINER GROWN ORNAMENTALS IN GREENHOUSES ONLY

- **FOLIAR APPLICATIONS TO FIELD GROWN OR OUTDOOR CONTAINER GROWN ORNAMENTALS (Not for use in Nassau and Suffolk counties of New York):** Do not make more than 2 applications of ProStar 70 WDG per acre per year or no more than 4.2 pounds active ingredient per acre per year. See Foliar Spray Application Section for more details.
- **CONTAINER GROWN ORNAMENTALS (DRENCH APPLICATION):** Do not make more than 4 applications of ProStar 70 WDG per year to ornamental plantings. Mix 3-6 ounces ProStar 70 WDG per 100 gallons of water and use 1-3 pts of this spray solution per square foot of container surface area. A single application of ProStar 70 WDG should not exceed 43 pounds active ingredient per acre of container surface area.
 - Do not apply ProStar 70 WDG as a drench to Field grown or outdoor container grown ornamentals in Nassau and Suffolk counties of New York.
 - If using chemigation to apply ProStar 70 WDG, use drip or trickle type irrigation systems. When using fertilizer injectors or a hand held sprayer, use a breaker type nozzle on the end of the spray hose or spray wand. In all cases, make sure the drench water is deposited within the plant container and remains there without runoff. Before applying the fungicide, be sure the potting soil in each container is pre-wetted. See Chemigation and Drench Application Sections for more details.

USE PRECAUTIONS

NOTICE TO USER: ProStar 70 WDG Fungicide has shown acceptable plant tolerance to the specific genera and species listed on this label. Due to the large number of species and varieties of ornamentals and nursery plants, it is impossible to test every one for tolerance to ProStar 70 WDG. Neither the Manufacturer nor the Seller has determined whether or not ProStar 70 WDG can be used safely on ornamental plants not specified on this label. For plants not specified on the label, trial applications should be at the highest labeled concentrations to at least 25 plants. Apply 3 times at 14-day intervals (foliar) and twice at a 28-day interval (drench). Observe for phytotoxicity prior to each application and 2 weeks after final application.

PLANT TYPE	Such as, but not limited to
Herbaceous Bedding	Geranium, Petunia, Snapdragon
Flowering	Chrysanthemum, Hollyhock, Iris, Lily, Poinsettia
Tropical Foliage	English Ivy, Pothos, Fern
Woody Ornamentals	Azalea, Holly, Pittosporum, Rose
Evergreen Trees	Douglas fir, Cedar
Flowering Trees	Crabapple, Hawthorne
Non-Bearing Fruit Trees	Pear, Apple



FOLIAR SPRAY APPLICATION

MIXING AND APPLICATION INSTRUCTIONS:

Add the appropriate amount of ProStar 70 WDG Fungicide to a partially filled tank and follow previous instructions.

ADJUVANT ADDITION:

Use of a compatible surfactant may improve coverage and uptake. Often, the addition of surfactants (wetting agents) will aid in the performance of plant protection products under certain conditions. Generally, surfactants (wetting agents) are not required with ProStar 70 WDG Fungicide where adequate spray coverage is achieved. Should inadequate spreading of the ProStar 70 WDG spray occur, the addition of a surfactant (wetting agent) may be considered. If addition is warranted, trial applications must be followed, using the instructions in the section Use Precautions, *Notice to User*, as phytotoxicity can result from such additions.

Disease Controlled	Oz of ProStar 70 WDG Per 100 gallons	Spray Intervals In Days
Rusts	3 to 6	14 to 21
Foliar Rhizoctonia	3 to 12	14 to 21

SOIL DRENCH APPLICATIONS

MIXING AND APPLICATION INSTRUCTIONS:

Add the appropriate amount of ProStar 70 WDG Fungicide to a partially filled tank and follow previous instructions. Maintain continuous agitation throughout application.

DISEASE(S) CONTROLLED AND APPLICATION

CONCENTRATION/RATES:

ProStar 70 WDG Fungicide will prevent and provide curative activity against species of *Rhizoctonia* and *Sclerotium rolfsii*. If needed, retreat with ProStar 70 WDG 21 to 28 days after the initial application. Apply ProStar 70 WDG at 3 to 6 oz per 100 gallons. Applications to ground and raised beds should be delivered at 1 pt per sq ft (4-inch depth or less) and 2 pts per sq ft for depths greater than 4 inches.

To containers, use the following recommended volumes per container size listed:

Container Size (Type)*	Application Volume Per Sq Ft Or Container Size
seedling trays	1 pt/sq ft
<4 inch	1 pt/sq ft
4 inch	2 fl oz
5 inch	2 1/2 fl oz
6 inch	6 1/2 fl oz
7 inch	8 1/2 fl oz
8 inch	11 fl oz
9 inch	14 fl oz
10 inch	17 1/2 fl oz

Note: Above 10 inches in nursery container production, a drench volume of 2 1/2 to 3 pts per sq ft of surface area may be required.

CUTTING & BULB DIP

MIXING APPLICATION INSTRUCTIONS:

Add the appropriate amount ProStar 70 WDG Fungicide to a partially filled tank and follow previous instructions. During dipping period, keep ProStar 70 WDG suspension under constant agitation.

CUTTING AND BULB DISEASE(S) CONTROLLED AND APPLICATION CONCENTRATIONS:

ProStar 70 WDG Fungicide will prevent and provide curative activity against species and *Rhizoctonia* and *Sclerotium rolfsii*. Use at 3 to 6 oz per 100 gallons.

Immerse cuttings for 5 minutes, remove and allow to drain and preferably dry prior to planting. Wear clothing outlined in PPE requirements for applicators and other handlers.

With bulbs, corms, and rhizomes, dip cleaned units for 5 minutes and allow to dry prior to planting, as well as following previously stated PPE requirements.

CHEMIGATION INFORMATION

Apply this product only through pressurized drench (flood), sprinkler, or drip (trickle) irrigation systems. Do not apply this product through any other type of irrigation systems.

Crop injury, lack of effectiveness, or illegal pesticide residues in the crop can result from nonuniform distribution of treated water.

If you have questions about calibration, you should contact State Extension Service specialists, equipment manufacturers, or other experts.

Do not connect any irrigation system (including greenhouse systems) used for pesticide application to a public water system unless the pesticide label-prescribed safety devices for public water systems are in place.

A person knowledgeable of the chemigation system and responsible for its operation or under the supervision of the responsible person, shall shut the system down and make necessary adjustments should the need arise.

Pesticide supply tanks are recommended for the application of this product. See label instructions for dilution use rates and timing of application. Agitate continuously during application.

OVERHEAD, MICROJET, OR DRIP IRRIGATION APPLICATION


ProStar 70 WDG alone or in tank mixture with other pesticides which are registered for overhead, microjet, or drip application may be applied in irrigation water at rates recommended on this label. Follow the label directions for the most restrictive of label limitations and precautions. This product cannot be mixed with any product containing a label prohibition against such mixing.

Apply this product only through an overhead, microjet, or drip irrigation system. Do not apply this product through any other type of irrigation system. Plant injury or lack of effectiveness can result from nonuniform distribution of treated water. If you have questions about calibration, you should contact State Extension specialists, equipment manufacturers, or other experts. Do not connect an irrigation system (including greenhouse systems) used for pesticide application to a public water system unless the pesticide label-prescribed safety device for public water systems are in place. A person knowledgeable of the chemigation system and responsible for its operation, or under the supervision of the responsible person, shall shut the system down and make necessary adjustments should the need arise. Public water system means a system for the provision to the public of piped water for human consumption if such system has a least 15 service connections or regularly serves an average of at least 25 individuals daily or at least 60 days out of the year.

OPERATION INSTRUCTIONS

- The system must contain a functional check valve, vacuum relief valve, and low pressure drain appropriately located on the irrigation pipeline to prevent water source contamination from back flow. Chemigation systems connected to public water systems must contain a functional, reduced-pressure zone, back-flow preventer (RPZ) or the functional equivalent in the water supply line upstream from the point of pesticide introduction. As an option to the RPZ, the water from the public water system should be discharged into a reservoir tank prior to pesticide introduction. There shall be a complete physical break (air gap) between the outlet end of the fill pipe and the top or overflow rim of the reservoir tank of at least twice the inside diameter of the fill pipe.
- The pesticide injection pipeline must contain a functional, automatic, quick-closing check valve to prevent the flow of fluid back toward the injection pump.
- The pesticide injection pipeline must also contain a functional, normally closed, solenoid-operated valve located on the intake side of the injection pump and connected to the system interlock to prevent fluid from being withdrawn from the supply tank when the irrigation system is either automatically or manually shut down.
- The system must contain functional interlocking controls to automatically shut off the pesticide injection pump when the water pump motor stops.
- The irrigation line or water pump must include a functional pressure switch which will stop the water pump motor when the water pressure decreases to the point where pesticide distribution is adversely affected.
- Systems must use a metering pump, such as a positive displacement injection pump (e.g., diaphragm pump) effectively designed and constructed of materials that are compatible with pesticides and capable of being fitted with a system interlock.
- Do not apply when wind speed favors drift beyond the area intended for treatment.
- Prepare a mixture with a minimum of 1 gallon of water per 1 oz of ProStar 70 WDG, and inject this mixture into the system. Injecting a larger volume of a more dilute mixture per hour will usually provide more accurate calibration of metering equipment. Maintain sufficient agitation to keep the fungicide in suspension.
- Meter into irrigation water during the beginning of the irrigation cycle.
- With overhead or microjet systems, apply enough water to thoroughly wet the potting media.

Precaution for irrigation applications: Where distribution patterns do not overlap sufficiently, unacceptable control may result. Where distribution patterns overlap excessively, injury to desirable plants may result.



IMPORTANT: READ BEFORE USE

Read the entire Directions for Use, Conditions, Disclaimer of Warranties and Limitations of Liability before using this product. If terms are not acceptable, return the unopened product container at once.

By using this product, user or buyer accepts the following Conditions, Disclaimer of Warranties and Limitations of Liability.

CONDITIONS: The directions for use of this product are believed to be adequate and must be followed carefully. However, it is impossible to eliminate all risks associated with the use of this product. Crop injury, ineffectiveness or other unintended consequences may result because of such factors as weather conditions, presence of other materials, or the manner of use or application, all of which are beyond the control of Bayer CropScience LP. All such risks shall be assumed by the user or buyer.

DISCLAIMER OF WARRANTIES: TO THE EXTENT CONSISTENT WITH APPLICABLE LAW, BAYER CROPSCIENCE LP MAKES NO OTHER WARRANTIES, EXPRESS OR IMPLIED, OF MERCHANTABILITY OR OF FITNESS FOR A PARTICULAR PURPOSE OR OTHERWISE, THAT EXTEND BEYOND THE STATEMENTS MADE ON THIS LABEL. No agent of Bayer CropScience LP is authorized to make any warranties beyond those contained herein or to modify the warranties contained herein. TO THE EXTENT CONSISTENT WITH APPLICABLE LAW, BAYER CROPSCIENCE LP DISCLAIMS ANY LIABILITY WHATSOEVER FOR SPECIAL, INCIDENTAL OR CONSEQUENTIAL DAMAGES RESULTING FROM THE USE OR HANDLING OF THIS PRODUCT.

LIMITATIONS OF LIABILITY: TO THE EXTENT CONSISTENT WITH APPLICABLE LAW, THE EXCLUSIVE REMEDY OF THE USER OR BUYER FOR ANY AND ALL LOSSES, INJURIES OR DAMAGES RESULTING FROM THE USE OR HANDLING OF THIS PRODUCT, WHETHER IN CONTRACT, WARRANTY, TORT, NEGLIGENCE, STRICT LIABILITY OR OTHERWISE, SHALL NOT EXCEED THE PURCHASE PRICE PAID, OR AT BAYER CROPSCIENCE LP'S ELECTION, THE REPLACEMENT OF PRODUCT.

TRADEMARK INFORMATION:

Bayleton, ProStar, and 26 GT are registered trademarks of Bayer.

Banner and Maxx are registered trademarks of Syngenta.

Eagle is a registered trademark of Dow AgroSciences.

Daconil is a registered trademark of GB BioSciences.

Net Contents: 3 LB CONTAINER

Produced for



Bayer Environmental Science

**Bayer Environmental Science
A Business Group of Bayer CropScience LP
PO Box 12014, 2 T.W. Alexander Drive
Research Triangle Park, NC 27709**

ProStar 70 WDG Fungicide (MASTER) EPA APPROVED 12/05/07, Notification 01/03/08, Notification 09/08/08

