

432-1445

2/29/2008

1/13



UNITED STATES ENVIRONMENTAL PROTECTION AGENCY
WASHINGTON, D.C. 20460

OFFICE OF
PREVENTION, PESTICIDES AND
TOXIC SUBSTANCES

Ms. Richard M. Gorrell
Manager, Registrations
Bayer Environmental Science
2 T.W. Alexander Drive
Research Triangle Park, N.C. 27709

FEB 29 2008

RE: Notification to Add Fairy Ring Disease Control Recommendation to the label
EPA Registration Number: 432-1445
Date of Submission: February 1, 2008

Dear Mr. Gorrell:


The Agency is in receipt of your Application for Pesticide Notification under Pesticide Registration Notice (PRN) 98-10 dated, February 1, 2008, for the product, Bayleton FLO Turf and Ornamental Fungicide. The Registration Division (RD) has conducted a review of this request for its applicability under PRN 98-10 and finds that the actions requested fall within the scope of PRN 98-10. The label submitted with the application has been stamped "Notification" and will be placed in our records.

If you have any questions, please me directly at 703-305-6249 or Joyce Edwards of my staff at 703-308-5479.

Sincerely,

A handwritten signature in black ink, appearing to be "Linda Arrington", is written above the typed name.

Linda Arrington
Notifications & Minor Formulations Team Leader
Registration Division (7505P)
Office of Pesticide Programs



<input type="checkbox"/>	Registration
<input type="checkbox"/>	Amendment
<input checked="" type="checkbox"/>	Other

OPP Identifier Number

Application for Pesticide - Section I

1. Company/Product Number 432-1445	2. EPA Product Manager Mr. Toni Kish	3. Proposed Classification <input checked="" type="checkbox"/> None <input type="checkbox"/> Restricted
4. Company/Product (Name) Bayleton FLO Turf and Ornamental Fungicide	PM# 22	
5. Name and Address of Applicant (Include ZIP Code) Bayer Environmental Science 2 T.W. Alexander Drive Research Triangle Park, NC 27709 <input type="checkbox"/> Check if this is a new address	6. Expedited Review. In accordance with FIFRA Section 3(c)(3) (b)(i), my product is similar or identical in composition and labeling to: EPA Reg. No. _____ Product Name _____	

Section - II

<input type="checkbox"/>	Amendment - Explain below.	<input checked="" type="checkbox"/>	Final printed labels in response to Agency letter dated _____
<input type="checkbox"/>	Resubmission in response to Agency letter dated _____	<input type="checkbox"/>	"Me Too" Application.
<input checked="" type="checkbox"/>	Notification - Explain below.	<input type="checkbox"/>	Other - Explain below.

Explanation: Use additional page(s) if necessary. (For section I and Section II.)


This notification is consistent with the provisions of PR Notice 98-10 and EPA regulations at 40 CFR 152.46, and no other changes have been made to the labeling or the confidential statement of formula of this product. I understand that it is a violation of 18 U.S.C. Sec. 1001 to willfully make any false statement to EPA. I further understand that if this notification is not consistent with the terms of PR Notice 98-10 and 40 CFR 152.46, this product may be in violation of FIFRA and I may be subject to enforcement action and penalties under sections 12 and 14 of FIFRA.

- Addition of Fairy Ring Disease control to the Bayleton FLO label

Section - III

1. Material This Product Will Be Packaged In:					
Child-Resistant Packaging <input type="checkbox"/> Yes <input type="checkbox"/> No		Unit Packaging <input type="checkbox"/> Yes <input type="checkbox"/> No		Water Soluble Packaging <input type="checkbox"/> Yes <input type="checkbox"/> No	
* Certification must be submitted		If "Yes" Unit Packaging wgt. No. per container		If "Yes" Package wgt No. per container	
		2. Type of Container <input type="checkbox"/> Metal <input type="checkbox"/> Plastic <input type="checkbox"/> Glass <input type="checkbox"/> Paper <input type="checkbox"/> Other (Specify) _____			
3. Location of Net Contents Information <input type="checkbox"/> Label <input type="checkbox"/> Container		4. Size(s) Retail Container		5. Location of Label Directions <input type="checkbox"/>	
6. Manner in Which Label is Affixed to Product		<input type="checkbox"/> Lithograph <input type="checkbox"/> Paper glued <input type="checkbox"/> Stenciled <input type="checkbox"/> Other _____ encased in plastic glued to jug; fold out/accordion			

Section - IV

1. Contact Point <i>(Complete items directly below for identification of individual to be contacted, if necessary, to process this application.)</i>		
Name Richard M. Gorrell	Title Manager, Registrations	Telephone No. (Include Area Code) (919) 549-2423
Certification I certify that the statements I have made on this form and all attachments thereto are true, accurate and complete. I acknowledge that any knowingly false or misleading statement may be punishable by fine or imprisonment or both under applicable law.		6. Date Application Received (Stamped)
2. Signature 	3. Title Manager, Registrations	
4. Typed Name Richard M. Gorrell	5. Date February 1, 2008	

3/13

Bayer Environmental Science



February 1, 2008

EPA07RMG0201BayletonFLOFairyRingNotif
Fedex

Ms. Sherada Hobgood (PM 23)
U.S. Environmental Protection Agency
Office of Pesticide Programs (7504P)
Document Processing Desk
Room S-4900, One Potomac Yard
2777 South Crystal Drive
Arlington, VA 22202-4501

RE: Bayleton FLO Turf and Ornamental Fungicide (432-1445): Label Notification to
Add Fairy Ring Disease Control Recommendation

Dear Ms. Hobgood:

Bayer Environmental Science (BES) is notifying the EPA of the addition of Fairy Ring Disease to the Bayleton FLO label. BES has been recommending the control of this disease through a 2ee, and now has decided to place the recommendation for control of this disease on the Bayleton FLO label.

The following documents are enclosed with this letter:

- Form 8570-1 Application
- 2 copies of the revised label (one highlighted and one non-highlighted)
- One electronic copy

If you have any questions, contact me at (919) 549- 2423 or email me at mike.gorrell@bayercropscience.com.


Sincerely,

Richard M. Gorrell
Manager, Registrations

Incl.

Cc: Karen Shearer (BES)
Michael Daly (BES)
Richard Rees (BES)

Bayer Environmental
Science
2 T.W. Alexander Drive
RTP, NC 27709
Phone : 919.549.2000



4/13

BAYLETON® FLO

Turf and Ornamental Fungicide Systemic Fungicide

For control of certain diseases on flowers, foliage plants, shrubs, turf and shade trees in commercial nurseries, garden centers, greenhouses, and sod farms. For use on plants intended for aesthetic purposes or climatic modification and being grown in interior plantscapes, ornamental gardens or parks, or on golf courses or lawns and grounds. Use on turfgrass is limited to sodfarm turf and golf course turf only. Use on turfgrass is prohibited on all other residential and commercial sites.

ACTIVE INGREDIENT:

Triadimefon: 1-(4-Chlorophenoxy)-3,3-dimethyl-1-(1H-1,2,4-triazol-1-yl)-2-butanone..... 43%

INERT INGREDIENTS 57%

This product contains 4.15 pounds active ingredient per gallon 100%

EPA Reg. No. 432-1445

STOP - Read The Label Before Use KEEP OUT OF REACH OF CHILDREN CAUTION

PRECAUCION AL USUARIO: Si usted no puede leer o entender ingles, no use este producto hasta que la etiqueta le haya sido explicada ampliamente.

(TO THE USER: If you cannot read or understand English, do not use this product until the label has been fully explained to you.)

For MEDICAL and TRANSPORTATION Emergencies ONLY Call 24 Hours A Day 1-800-334-7577

For PRODUCT USE Information Call 1-800-334-9745

FIRST AID

If swallowed:	<ul style="list-style-type: none">• Call a poison control center or doctor immediately for treatment advice.• Have person sip a glass of water if able to swallow.• Do not induce vomiting unless told to by a poison control center or doctor.• Do not give anything to an unconscious person.
If in eyes:	<ul style="list-style-type: none">• Hold eyes open and rinse slowly and gently with water for 15-20 minutes. Remove contact lenses, if present, after the first 5 minutes, then continue rinsing.• Call a poison control center or doctor for treatment advice.
If on skin:	<ul style="list-style-type: none">• Take off contaminated clothing.• Rinse skin immediately with plenty of water for 15-20 minutes.• Call a poison control center or doctor for treatment advice.
If inhaled:	<ul style="list-style-type: none">• Move person to fresh air.• If person is not breathing, call 911 or an ambulance, then give artificial respiration, preferably mouth-to-mouth if possible.• Call a poison control center or doctor for further treatment advice.

Have the product container or label with you when calling a poison control center or doctor or going for treatment.

Symptoms of Poisoning: The compound does not cause any definite symptoms that would be diagnostic. Poisoning is accompanied by hyperactivity followed by sedation. **Note To Physician:** No specific antidote. Treat symptomatically.

NOTIFICATION

FEB 29 2008

Page 1 of 10

PRECAUTIONARY STATEMENTS

HAZARDS TO HUMANS AND DOMESTIC ANIMALS

CAUTION

Harmful if swallowed, inhaled, or absorbed through the skin. Prolonged or frequently repeated skin contact may cause allergic skin reactions in some individuals. Avoid breathing dust or spray mist. Avoid contact with eyes, skin, or clothing. Wash thoroughly with soap and water after handling. Remove contaminated clothing and wash clothing before reuse.

Personal Protective Equipment (PPE):

Some materials that are chemical-resistant to this product are barrier laminate, butyl rubber ≥14 mils, nitrile rubber ≥14 mils, neoprene rubber ≥14 mils. If you want more options, follow the instructions for Category C on an EPA chemical-resistance category selection chart.

Mixers, loaders, applicators, flaggers, and other handlers must wear:

- Long-sleeved shirt and long pants
- Shoes plus socks, and
- Chemical-resistant gloves made of waterproof material such as neoprene, butyl rubber, barrier laminate or nitrile rubber when mixing/loading, when using handheld equipment or handheld nozzles

See engineering controls for additional requirements.

USER SAFETY REQUIREMENTS

Follow manufacturer's instructions for cleaning/maintaining PPE. If no such instructions for washables exist, use detergent and hot water. Keep and wash PPE separately from other laundry.

Discard clothing and other absorbent materials that have been drenched or heavily contaminated with this product's concentrate. Do not reuse them.

ENGINEERING CONTROLS STATEMENTS

Pilots must use and enclosed cockpit in a manner that is consistent with the WPS for Agricultural Pesticides [40 CFR 170.240(d)(6)]. Pilots must wear the PPE required on this labeling for applicators.

User Safety Recommendations

- Users should wash hands thoroughly with soap and water before eating, drinking, chewing gum, using tobacco, or using the toilet.
- Users should remove clothing/PPE immediately if pesticide gets inside. Then wash thoroughly and put on clean clothing.
- Users should remove PPE immediately after handling this product. Wash the outside of gloves before removing. As soon as possible, wash thoroughly and change into clean clothing.

ENVIRONMENTAL HAZARDS

Do not apply directly to water, or to areas where surface water is present or to intertidal areas below the mean high water mark.

Do not contaminate water when disposing of equipment washwaters or rinsate.

Do not apply when weather conditions favor drift from treated areas. Drift and runoff from treated areas may be hazardous to organisms in neighboring areas.

This product may contaminate water through runoff. This product has a high potential for runoff for several months or more after application. Poorly draining soils and soils with shallow water tables are more prone to produce runoff that contains this product.

Groundwater Advisory: This chemical demonstrates the properties and characteristics associated with chemicals detected in groundwater. The use of this chemical in areas where soils are permeable, particularly where the water table is shallow, may result in groundwater contamination.

Do not make applications when weather conditions favor drift from target area.

DIRECTIONS FOR USE

It is a violation of Federal law to use this product in a manner inconsistent with its labeling.

Do not apply this product in a way that will contact workers or other persons, or pets either directly or through drift. Only protected handlers may be in the area during application.

Do not apply this product to lawns or other turfgrass.

Do not enter or allow others to enter until sprays have dried. Do not enter or allow others to enter the treated area (except those involved in watering-in) until watering-in is complete and the surface is dry.

Application to trees that bear fruit or nuts is prohibited. Applications are permitted on non-bearing fruit or nut trees only.

Do not use clippings for animal feed.

For any requirements specific to your State or Tribe, consult the agency responsible for pesticide regulation.

AGRICULTURAL USE REQUIREMENTS

Use this product only in accordance with its labeling and with the Worker Protection Standard, 40 CFR part 170. This Standard contains requirements for the protection of agricultural workers on farms, forests, nurseries, and greenhouses, and handlers of agricultural pesticides. It contains requirements for training, decontamination, notification, and emergency assistance. It also contains specific instructions and exceptions pertaining to the statements on this label about personal protective equipment (PPE) and restricted-entry interval. The requirements in this box only apply to uses of this product that are covered by the Worker Protection Standard.

Do not enter or allow worker entry into treated areas during the restricted-entry interval (REI) of 12 hours.

Harvesting or transplanting turfgrass grown on sodfarms is prohibited for 17 days following application.

PPE required for early entry to treated areas that is permitted under the Worker Protection Standard and that involves contact with anything that has been treated, such as plants, soil, or water is:

- Coveralls
- Chemical resistant gloves made of any waterproof material such as barrier laminate, butyl rubber, nitrile rubber, neoprene rubber, natural rubber, polyethylene, polyvinylchloride (PVC) or viton.
- Shoes plus socks

NON-AGRICULTURAL USE REQUIREMENTS

The requirements in this box apply to uses of this product that are NOT within the scope of the Worker Protection Standard for agricultural pesticides (40 CFR part 170). The WPS applies when this product is used to produce agricultural plants on farms, forests, nurseries, or greenhouses.

Do not enter treated areas without protective clothing until sprays have dried.

APPLICATION: BAYLETON FLO fungicide is absorbed rapidly and works systemically from within the plant. Good coverage and wetting of the foliage are necessary. Rainfall or sprinkler irrigation, within 30 minutes after application does not decrease effectiveness. Control may be less effective on plants suffering from drought stress. Therefore, in order to achieve maximum control, plants should be maintained in a vigorously growing state through good cultural practices.

In all cases apply when plants are fully established and actively growing. Applications should be made at recommended intervals to maintain disease control.

BAYLETON FLO Turf and Ornamental Fungicide can be tank-mixed with Prostar 70 WP for use on turf in accordance with the more (most) restrictive of label limitations and precautions. No label dosage rates should be exceeded.

This product cannot be mixed with any product containing a label prohibition against such mixing.

Do not use on crops grown for food or forage.

Use on turfgrass is limited to sodfarm turf and golf course turf only. Use on turfgrass is prohibited on all other residential and commercial sites. Maximum application rate is 2.7 pounds active ingredient per acre; Maximum annual application rate is 5.4 pounds active ingredient per acre; Minimum retreatment interval is 14 days.

Aerial application and chemigation to turf are permitted on sodfarm turfgrass only.

Application to golf courses, including tees, greens, fairways, and roughs, is permitted only if the turfgrass is 2.5 inches or less in height.

USE IN CHEMIGATION SYSTEMS ON TURF ONLY

Apply BAYLETON FLO Turf and Ornamental Fungicide only through solid set irrigation systems. Do not apply this product through any other type of irrigation system.

The system must contain a functional check valve, vacuum relief valve and low pressure drain appropriately located on the irrigation pipeline to prevent water source contamination from backflow.

The pesticide injection pipeline must contain a functional, automatic, quick-closing check valve to prevent the flow of fluid back towards the injection pump.

The pesticide injection pipeline must also contain a functional, normally closed, solenoid-operated valve located on the intake side of the injection pump and connected to the system interlock to prevent fluid from being withdrawn from the supply tank when the irrigation system is either automatically or manually shut down.

The system must contain functional interlocking controls to automatically shut off the pesticide injection pump when the water pump motor stops.

The irrigation line or water pump must include a functional pressure switch which will stop the water pump motor when the water pressure decreases to the point where the pesticide distribution is adversely affected.

Systems must use a metering pump such as a positive displacement injection pump (e.g., diaphragm pump) effectively designed and constructed of materials that are compatible with pesticides and capable of being fitted with a system interlock. Do not apply when wind speed favors drift beyond the areas intended for treatment.

Turf injury or lack of effectiveness can result from non-uniform distribution of treated water. If you have questions about calibration, you should contact State Extension Service specialists, equipment manufacturers or other experts.

Do not connect an irrigation system (including greenhouse systems) used for pesticide application to a public water system unless the pesticide label-prescribed safety devices for public water systems are in place.

A person knowledgeable of the chemigation system and responsible for its operation, or under the supervision of the responsible person, shall shut the system down and make necessary adjustments should the need arise.

Pre-mix the required amount of BAYLETON FLO Turf and Ornamental Fungicide, as determined under "Recommended Applications", in sufficient water to uniformly inject the entire mixture during the last 5 minutes of the irrigation cycle using a positive pressure pumping system. Continuous agitation of the mixture in the holding tank is required to maintain suspension of the product. The injection must occur during the last 5 minutes of the irrigation cycle.

Spray Drift Requirements

1. For groundboom and aerial applications, use only medium or coarser spray nozzles according to ASABE (S572) definition for standard nozzles. Aerial applicators must consider flight speed and nozzle orientation in determining droplet size.
2. Make aerial or ground applications when the wind velocity is 3 to 10 mph. Do not apply when the wind speed is greater than 10 mph. For all non-aerial applications, wind speed must be measured adjacent to the application site on the upwind side, immediately prior to application.
3. Do not make aerial or ground applications into temperature inversions.
4. For groundboom applications, apply with nozzle height no more than 4 feet above the ground or crop canopy.
5. For airblast applications, turn off outward pointing nozzles at row ends and when spraying the outer two rows. To minimize spray loss over the top in tree applications, spray must be directed into the canopy.
6. For aerial applications, do not release spray at a height greater than 10 feet above the ground or plant canopy.
7. For aerial applications, the outermost nozzles must not exceed 60% of the wingspan or 80% of the rotor blade diameter.
8. When aerial applications are made with a cross-wind, the swath will be displaced downwind. The applicator must compensate for this displacement at the downwind edge of the application area by adjusting the path of the aircraft upwind.

RECOMMENDED APPLICATIONS — TURFGRASS DISEASE CONTROL			
DISEASE	FLUID OUNCES OF BAYLETON FLO TURF AND ORNAMENTAL PER 1,000 SQUARE FEET*		REMARKS
	Preventive	Curative	
Dollar Spot (<i>Sclerotinia homoeocarpa</i>)	0.25	-	PREVENTIVE RATE (Except California): Apply recommended rate on 14-day intervals. Protective activity of BAYLETON FLO may extend for as long as 30 days dependent upon environmental conditions.
	0.5	-	PREVENTIVE RATE: Apply recommended rate at 30-day intervals. Protective activity of BAYLETON FLO may extend for as long as 60 days, depending upon environmental conditions.
	-	1	CURATIVE RATE: To control existing infections, apply the curative rate. Subsequent applications should be applied on a preventive schedule and rate.
Fairy Ring	1.0-2.0	-	PREVENTIVE RATE: Apply recommended rate in 2-4 gallons of water in the spring prior to appearance of fairy ring symptoms. Before the spray dries, irrigate to wash the fungicide into the thatch/soil where the fungus is active. Repeat application 14 days later. If the 2 ounce rate is used on <i>Poa annua</i> putting greens, extend the interval to 21 days.
Brown Patch/Rhizoctonia Blight (<i>Rhizoctonia solani</i>) (Suppression) Copper Spot (<i>Gloeocercospora sorghi</i>) Corticium Red Thread (<i>Laetisaria fuciformis</i>) Powdery Mildew (<i>Erysiphe graminis</i>) Rusts (<i>Puccinia</i> spp.)	0.5	1	PREVENTIVE RATE: Apply at 15- to 30-day intervals. When environmental conditions favor light to moderate disease development, use a longer interval. Protective activity of BAYLETON FLO can be greater than 30 days depending on environmental conditions. CURATIVE RATE: To control existing infections, apply the curative rate. Subsequent applications should be applied on a preventive schedule and rate.

8/13

RECOMMENDED APPLICATIONS — TURFGRASS DISEASE CONTROL			
DISEASE	FLUID OUNCES OF BAYLETON FLO TURF AND ORNAMENTAL PER 1,000 SQUARE FEET*		REMARKS
Brown Patch/Rhizoctonia Blight (<i>Rhizoctonia solani</i>) (Recommendation for tank-mix with Prostar 70WP)	0.5	0.5	PREVENTIVE RATE: Tank-mix with Prostar 70WP and apply on a 21- to 28-day schedule. Follow use directions and restrictions on Prostar 70WP label with tank-mixing. CURATIVE RATE: To control existing infections, tank-mix BAYLETON FLO with the curative rate of Prostar 70WP. Subsequent applications should be applied on a preventive schedule using the preventive rate of Prostar 70WP.
Anthracnose (<i>Colletotrichum graminicola</i>)	1	-	PREVENTIVE RATE: Apply at 30-day intervals and repeat as necessary for seasonal control. Depending upon environmental conditions, residual control may be extended to 45 days.
	-	1	CURATIVE RATE: To control existing infections, apply the curative rate. Subsequent applications should be applied on a preventive schedule and rate.
Southern Blight (<i>Sclerotium rolfsii</i>)	0.5 to 2	2	PREVENTIVE RATE: Begin applications prior to the appearance of disease symptoms. Depending on anticipated disease severity, apply 1 to 2 fluid ounce rates at 14-day intervals for the initial 2 to 3 treatments. Apply subsequent treatments of 0.5 to 1.2 fluid ounces at 14- to 28-day intervals. CURATIVE RATE: To control existing infections, apply 2 fluid ounces at 14-day intervals for the initial 2 to 3 treatments followed by 0.5 to 1 fluid ounce at 14- to 28-day intervals.
Gray Leaf Spot	Preventive Rates Only 0.5 - 1		Apply when conditions are favorable for disease development on 14-day intervals. If using 0.5 fluid ounce per 1,000 square feet, or under conditions favoring moderate to heavy disease pressure, BAYLETON FLO should be tank mixed with a registered contact fungicide at label rate.

9/13

RECOMMENDED APPLICATIONS — TURFGRASS DISEASE CONTROL			
DISEASE	FLUID OUNCE OF BAYLETON FLO TURF AND ORNAMENTAL PER 1,000 SQUARE FEET*		REMARKS
Stripe Smut (<i>Ustilago striiformis</i>)	1		Make the first application in the spring just before the turf breaks dormancy, followed by a second application just prior to the summer heat stress period and a third application when the cool nighttime temperatures of the late summer or early fall return.
Fusarium Blight (<i>Fusarium culmorum</i>) (<i>Fusarium poae</i>) Summer Patch (<i>Magnaporthe poae</i>)	1 to 2		Apply first application in the Spring, 30 to 60 days before initial symptoms normally appear. Repeat applications at 30-day intervals as needed.
Zoysia patch, Large patch of zoysia (<i>Rhizoctonia solani</i>)	1 to 2		Make first application in early fall (mid-September to mid-October) prior to development of disease symptoms. A second application in early spring may be necessary in areas where disease pressure is known to be heavy.
Bermudagrass decline (<i>Gaeumannomyces graminis</i> var. <i>graminis</i>) Take all patch (<i>Gaeumannomyces graminis</i> var. <i>avenae</i>) (Except California)	Preventive 1 to 2	Curative 2	Immediately after the fungicide is applied, the area should be thoroughly irrigated to move the active ingredient down into the crown and root zone of the turf. The amount of water is dependent on the depth of the root zone. The objective is to water the fungicide into the crown and root zone. PREVENTIVE RATE: Begin applications prior to the appearance of disease symptoms. Initiate cultural control practices at the same time the fungicide is applied. Refer to your local County Extension Service for this information. Apply subsequent applications at 21- to 28-day intervals. For take all patch, applications in both spring and fall may be necessary. CURATIVE RATE: To control existing infections, apply 2 fluid ounces for the initial treatment followed by 1 to 2 fluid ounces at 21- to 28-day intervals. Cultural control practices such as aerification, topdressing, reseeding, and fertilization should be implemented prior to or at the same time the fungicide is applied. Refer to your local County Extension Service for this information.
Gray Snow Mold/Typhula Blight (<i>Typhula incarnata</i>) (Except California)	Preventive Rates Only 2		Apply in the fall, 30 days prior to turf dormancy. If turf breaks dormancy during winter months, a second application should be made. Do not apply over snow cover, or when turf is dormant.
Pink Snow Mold/Fusarium Patch (<i>Microdochium nivalis</i>) (Except California)	1 to 2		Apply before conditions favorable for infection occur. Re-application should be made as needed at a 60- to 90-day interval. Do not apply over snowcover, or when turf is dormant. Use higher rate in areas with a history of severe disease damage.
*Note: Apply the specified amount of BAYLETON FLO Turf and Ornamental Fungicide using 2 to 4 gallons of spray per 1,000 square feet. Make all applications after mowing and allow foliage to dry thoroughly before irrigation. Do not use clippings for animal feed.			

ORNAMENTAL PLANT DISEASE CONTROL

Locate plant(s) (see below) to be treated. Cross reference the number/letter codes, following the plant name, to the specific diseases (see below) controlled. Refer to Application Rates section for instructions detailing use for each disease. In California, only those plants marked with an asterisk may be treated.

PLANTS			DISEASES
Flowering & Foliage Plants (Outdoor)	Ornamental Shrubs & Trees	Shade Trees	(1) Flower Blight a) <i>Ovulinia</i> spp. [A] b) <i>Sclerotinia</i> spp. [A] c) <i>Collectotrichum</i> [A]
Ageratum (2b, 3, 4)	Amelanchier (3)	Ash (3)	(2) Leaf Blight/Spots a) <i>Cephalosporium</i> spp. [C] b) <i>Cercoospora</i> spp. c) <i>Didymellina</i> spp. [B] d) <i>Didymascella thujina</i> [G] e) <i>Entomosporium</i> spp. [C] f) <i>Exobasidium</i> spp. [E]
Aster (4)	Azalea* (1a, 2f, 3)	Aspen (3, 4)	(3) Powdery Mildew <i>Erysiphe</i> spp. <i>Microsphaera</i> spp. <i>Oidium</i> spp. <i>Podosphaera</i> spp. <i>Phyllactinia</i> spp. <i>Sphaerotheca</i> spp. <i>Uncinula</i> spp.
Begonia* (3)	Barberry (3, 4)	Birch (3, 4)	(4) Rusts a) <i>Coleosporium</i> spp. b) <i>Cronartium</i> spp. [B] (Fusiform) c) <i>Gymnosporangium</i> spp. d) <i>Melampsora</i> spp. [F] e) <i>Melampsora farlowii</i> [A] f) <i>Melampsoridium</i> spp. g) <i>Peridermium</i> spp. [B] h) <i>Phragmidium andersonii</i> i) <i>Puccinia</i> spp. j) <i>Uromyces</i> spp. k) <i>Uredinopsis mirabilis</i> [A]
Canna (4)	Buckthorn (4)	Buckeye (3)	(5) Tip Blight <i>Sirococcus strobilinus</i> [B]
Carnation (3, 4)	Camellia (suppression of 1b)	Chestnut (3)	
Chrysanthemum (3, 4)	Cedar* (2d)	Cottonwood (3, 4)	
Dahlia (3)	Crabapple (flowering) (3, 4)	Elm (3)	
Delphinium (3)	Crape myrtle* (3)	Fir (4)	
Dendrobium (1c) (Hawaii Only)	Dogwood (3)	Locust (3)	
Dianthus (4)	Euonymus* (3)	Maple (3)	
Four O'Clock (4)	Gardenia (3)	Oak* (3)	
Geranium* (3, 4)	Hawthorn (3, 4)	Pine* (4, 5)	
Hollyhock* (3, 4)	Hemlock (4e)	Poplar (3, 4)	
Hydrangea (3)	Holly (3)	Russian Olive (2b, 4)	
Iris* (2c)	Juniper (4)	Sycamore* (3)	
Marigold (2b, 4)	Leucothoe (2b)	Walnut (3)	
Nephthytis* (2a)	Lilac (3)	Willow* (3, 4)	
Pansy (3, 4)	Mock-Orange (3, 4)		
Petunia (3, 4)	Mountain Laurel (1a, 2b, 3)	Flowering & Foliage Plants (Non-commercial Greenhouse [D])	
Phlox (2b, 3, 4)	Ninebark (3)	African Violet* (3)	
Poinsettia (3)	Paulownia (3) (Empress Tree)	Azalea (1a, 2f, 3)	
Rose* (3)	Pear (Flowering) (3)	Calendula (3, 4)	
Salvia (3, 4)	Photinia (2e, 3, 4)	Carnation* (3, 4)	
Sedum (3)	Potentilla (4) (Cinquefoil)	Chrysanthemum* (3, 4)	
Snapdragon* (3, 4)	Privet (2b, 3)	Cineraria (3)	
Sunflowers (3, 4) (ornamental only)	Pyracantha (3)	Crassula (3)	
Sweet peas* (3)	Rhododendron (1a, 2b, 3)	Daisy (3, 4)	
Zinnia* (2b, 3)	Spirea (3)	Fern, Boston (4) <i>Desmella</i> spp.	
	Viburnum* (3, 4)	Geranium* (3, 4)	
	Vitex (2b) (Chaste Tree)	Gerbera (3)	
		Grape Leaf Ivy* (3)	
		Hydrangea (3)	
		Kalanchoe (3)	
		Poinsettia (3)	
		Rose* (3)	
		Snapdragon (3, 4)	

Application with hose-end sprayers are permitted only for outdoor use on ornamentals. Use of hose-end sprayer equipment in residential greenhouses is prohibited.

The maximum application rate for ornamentals (including Azaleas) at residential sites is 0.0025 pound active ingredient per gallon.

APPLICATION RATES: Except as noted for specific diseases, mix 5.5 fluid ounces of BAYLETON FLO Turf and Ornamental Fungicide in 275 to 550 gallons of water and apply as a full coverage foliage spray to the point of drip as needed.

- [A] Mix 5.5 fluid ounces of BAYLETON FLO Turf and Ornamental Fungicide in 68.75 to 137.5 gallons of water and apply as a full-coverage foliar spray to the point of drip. Use multiple applications at 7- to 14-day intervals as needed dependent upon bloom periods. Applications should begin at the expanded bud stage (color showing or at bud break on Hemlock). Use 4 applications at 14-day intervals for Hemlock rust.
- [B] Mix 5.5 fluid ounces of BAYLETON FLO Turf and Ornamental Fungicide plus sufficient spreader sticker for good coverage in 68.75 gallons of water. Apply in a spray application to the point of run-off on an as needed basis during the early part of the season. Excessive rates or excessive applications may result in a shortening of the flower stalk on iris.
- [C] Mix 5.5 fluid ounces of BAYLETON FLO Turf and Ornamental Fungicide in 68.75 to 137.5 gallons of water and apply as a full coverage foliar spray to point of run-off. Apply in early spring as growth starts and re-apply on a 14- to 21-day interval until new

11/13

growth is fully expanded. Protect new growth that develops in late summer or fall as temperatures begin to drop.

[D] Greenhouse Applications

Winter Use -- 0.5 fluid ounces in 50 gallons of water or 5.5 fluid ounces in 550 gallons of water.

Summer Use -- 1 fluid ounces in 50 gallons of water or 5.5 fluid ounces in 275 gallons of water.

Mix specified amount of BAYLETON FLO Turf and Ornamental Fungicide in water and apply in a spray application to the point of drip. Intervals between applications should be no shorter than 30 days to avoid flower stalk length reduction. Excessive rates or applications may result in a shortening of the flower stalk.

[E] For control of *Exobasidium* flower and leaf gall, apply 5.5 fluid ounces of BAYLETON FLO Turf and Ornamental Fungicide in 275 gallons of water. Begin application at bud break and apply at 10-day intervals through infestation period.

[F] For control of *Melampsora pinitorqua* (Pine Twisting Rust), apply a single application in spring during periods favorable for infection. Mix 5.5 fluid ounces in 34.3 gallons of water and apply to shoots in the upper whorl of susceptible pine species. Make a single application per year as a full coverage application sprayed to runoff.

[G] For control of *Didymascella thujina*, Cedar Leaf Blight, apply 5.5 fluid ounces per 0.69 acres in sufficient water to provide full coverage in nurseries, or 5.5 fluid ounces per 68.75 gallons applied as a full coverage spray to ornamentals. Begin applications before disease appears in spring, and repeat at 60-day intervals through early fall.

COMPATIBILITY: BAYLETON FLO is compatible with many registered insecticides and fungicides. To determine the compatibility of BAYLETON with specific products, the following procedure should be conducted. Pour the recommended proportions of the products into a suitable container of water, mix thoroughly and allow to stand at least 5 minutes. If the combination remains mixed or can be re-mixed readily, the mixture is considered physically compatible.

SPRAY ADDITIVES: Use of various spray additives such as spreaders, extenders, trace elements or fertilizers should be evaluated prior to use. The label directions given here are based on data obtained with no additives; use of any product with BAYLETON FLO may affect the result. Contact local university extension personnel prior to use of spray mix additives.

RESTRICTIONS:

Edible portions of treated trees, such as nuts and syrup, should not be used for feed or food.

- Use on azaleas is limited to applications to control pine-twisting rust disease.
- Chemigation is permitted for use on ornamentals and pine trees, including Christmas trees.
- **DO NOT APPLY THIS PRODUCT IN A WAY THAT WILL CONTACT WORKERS OR OTHER PERSONS, OR PETS EITHER DIRECTLY OR THROUGH DRIFT. KEEP PEOPLE AND PETS OUT OF THE AREA DURING APPLICATION**

Recommended Applications		
Christmas Trees (Except Concolor Fir)	Stem and Cone Rusts <i>Cronartium</i> spp. (Fusiform) <i>Peridermium</i> spp. <i>Endocronartium Harknessii</i> (Gall) Tip blight <i>Sirococcus strobilinus</i> Lophodermium Needlecast <i>Lophodermium pinestri</i>	8 fluid ounces per Acre
	<p>Apply specified dosage per acre or per 100 gallons of water as a full coverage, dilute spray as needed. Full coverage of the trees is essential for maximum control. Use of nonionic spray adjuvant is recommended. Time applications appropriately for the specific disease being controlled. A maximum of 64 fluid ounces of BAYLETON FLO may be applied per acre per season.</p> <p>For rusts, begin applications when the needles break through the fascicle sheath. Make additional applications at 14 to 21-day intervals. Stop when galls become pale to white color.</p> <p>For tip blight, begin applications to coincide with bud break. Make two additional applications at 14-day intervals.</p> <p>For Lophodermium needlecast, begin applications to coincide with spore release, normally beginning in mid-July and ending in mid-October. Make applications at 21-day intervals. Extend interval to 28 days if spore release is light or dry weather is expected.</p>	

STORAGE AND DISPOSAL

Do not contaminate water, food or feed by storage or disposal.

Pesticide Storage: Store in a cool, dry place and in such a manner as to prevent cross contamination with other pesticides, fertilizers, food, and feed. Do not store below freezing (32°F). Exposure to moisture or excessive handling of water soluble packets may cause breakage. Store packets in original container and out of the reach of children, preferably in a locked storage area.

Handle and open container in a manner as to prevent spillage. If the container is leaking or material spilled for any reason or cause, carefully sweep material into a pile. Refer to Precautionary Statements on label for hazards associated with the handling of this material. Do not walk through spilled material. Material that cannot be used as directed should be disposed of as directed below. In spill or leak incidents, keep unauthorized people away.

Pesticide Disposal (Except Household): Wastes resulting from the use of this product may be disposed of on site or at an approved waste disposal facility.

Container Disposal (Except Household): Triple rinse (or equivalent). Then puncture and dispose of in a sanitary landfill or by other procedures approved by State and local authorities.

Container Disposal Residential/Household: If Empty: **Do not reuse this container. Place in trash or offer for recycling if available. If partly filled: Call your local solid waste agency or 1-800-CLEANUP for disposal instructions. Never place unused product down any indoor or outdoor drain.**

IMPORTANT: READ BEFORE USE

Read the entire Directions for Use, Conditions, Disclaimer of Warranties and Limitations of Liability before using this product. If terms are not acceptable, return the unopened product container at once.

By using this product, user or buyer accepts the following Conditions, Disclaimer of Warranties and Limitations of Liability.

CONDITIONS: The directions for use of this product are believed to be adequate and must be followed carefully. However, it is impossible to eliminate all risks associated with the use of this product. Crop injury, ineffectiveness or other unintended consequences may result because of such factors as weather conditions, presence of other materials, or the manner of use or application, all of which are beyond the control of Bayer CropScience LP. All such risks shall be assumed by the user or buyer.

DISCLAIMER OF WARRANTIES: TO THE EXTENT CONSISTENT WITH APPLICABLE LAW, BAYER CROPSCIENCE LP MAKES NO OTHER WARRANTIES, EXPRESS OR IMPLIED, OF MERCHANTABILITY OR OF FITNESS FOR A PARTICULAR PURPOSE OR OTHERWISE, THAT EXTEND BEYOND THE STATEMENTS MADE ON THIS LABEL. No agent of Bayer CropScience is authorized to make any warranties beyond those contained herein or to modify the warranties contained herein. TO THE EXTENT CONSISTENT WITH APPLICABLE LAW, BAYER CROPSCIENCE LP DISCLAIMS ANY LIABILITY WHATSOEVER FOR SPECIAL, INCIDENTAL OR CONSEQUENTIAL DAMAGES RESULTING FROM THE USE OR HANDLING OF THIS PRODUCT.

LIMITATIONS OF LIABILITY: TO THE EXTENT CONSISTENT WITH APPLICABLE LAW, THE EXCLUSIVE REMEDY OF THE USER OR BUYER FOR ANY AND ALL LOSSES, INJURIES OR DAMAGES RESULTING FROM THE USE OR HANDLING OF THIS PRODUCT, WHETHER IN CONTRACT, WARRANTY, TORT, NEGLIGENCE, STRICT LIABILITY OR OTHERWISE, SHALL NOT EXCEED THE PURCHASE PRICE PAID, OR AT BAYER CROPSCIENCE LP'S ELECTION, THE REPLACEMENT OF PRODUCT.

NET CONTENTS:

Bayleton and Prostar are registered trademarks of Bayer AG.

Produced for



Bayer Environmental Science

**Bayer Environmental Science
A Business Group of Bayer CropScience LP
PO Box 12014, 2 T. W. Alexander Drive
Research Triangle Park, NC 27709**

Bayleton FLO T&O (MASTER) 01/14/08, Notification 01/31/08