

432-1223

8/26/2010

1/14



UNITED STATES ENVIRONMENTAL PROTECTION AGENCY
WASHINGTON, D.C. 20460

OFFICE OF CHEMICAL SAFETY
AND POLLUTION PREVENTION

Mr. Richard M. Gorrel
Bayer Environmental Science
2 T. W. Alexander Drive,
Research Triangle, NC 27709

AUG 26 2010

Subject: Label Notification(s) for Pesticide Registration Notice 2007-4 and 98-10
Storage and disposal update and other changes (**Warranty Statements**)

Dear Registrant:

The Agency is in receipt of your Application(s) for Pesticide Notification under Pesticide Registration Notice (PRN) 2007-4 and 98-10 dated May 18, 2010 for:

EPA Registration 432-1223 Prostar 70 WP Fungicide

The Registration Division (RD) has conducted a review of this request for applicability under PRN 2007-4 and 98-10, and finds that the label change(s) requested falls within the scope of PRN-2007-4 and 98-10. The label has been date-stamped "Notification" and will be placed in our records.

Please be reminded that 40 CFR Part 156.140(a)(4) requires that a batch code, lot number, or other code identifying the batch of the pesticide distributed and sold be placed on nonrefillable containers. The code may appear either on the label (and can be added by non-notification/PR Notice 98-10) or durably marked on the container itself.

If you have any questions, please contact me directly at 703-305-5335 or Banza Djapao of my staff at 703-305-7269.

Sincerely,

Paul Mastradone, Acting Leader *PM*
Notifications & Minor Formulations Team Leader
Registration Division (7505P)
Office of Pesticide Programs



United States
Environmental Protection Agency
 Washington, DC 20460

Registration
 Amendment
 Other

OPP Identifier Number

Application for Pesticide - Section I

1. Company/Product Number 432-1223	2. EPA Product Manager Ms. Mary Waller	3. Proposed Classification <input checked="" type="checkbox"/> None <input type="checkbox"/> Restricted
4. Company/Product (Name) Prostar 70 WP Fungicide	PM# 21	
5. Name and Address of Applicant (Include ZIP Code) Bayer Environmental Science 2 T. W. Alexander Drive Research Triangle Park, NC 27709 <input type="checkbox"/> Check if this is a new address	6. Expedited Review. In accordance with FIFRA Section 3(c)(3) (b)(i), my product is similar or identical in composition and labeling to: EPA Reg. No. _____ Product Name _____	

Section - II

Amendment - Explain below. Final printed labels in response to Agency letter dated _____

Resubmission in response to Agency letter dated _____ "Me Too" Application.

Notification - Explain below. Other - Explain below.

NOTIFICATION

AUG 26 2010

Explanation: Use additional page(s) if necessary. (For section I and Section II.)

Notification of label change per PR Notice 2007-4. This notification is consistent with the guidance of PR Notice 2007-4 and the requirements of EPA's regulations at 40 CFR 156.10, 156.140, 156.144, 156.146, and 156.156. No other changes have been made to the labeling or the confidential statement of formula of this product. I understand that it is a violation of 18 U.S.C. Sec. 1001 to willfully make any false statement to EPA. I further understand that if the amended label is not consistent with the requirements of 40 CFR 156.10, 156.140, 156.144, 156.146, and 156.156, this product may be in violation of FIFRA and it may be subject to enforcement action and penalties under sections 12 and 14 of FIFRA.
 - Final Print Label

Section - III

1. Material This Product Will Be Packaged In:

Child-Resistant Packaging <input type="checkbox"/> Yes <input type="checkbox"/> No	Unit Packaging <input type="checkbox"/> Yes <input type="checkbox"/> No	Water Soluble Packaging <input type="checkbox"/> Yes <input type="checkbox"/> No	2. Type of Container <input type="checkbox"/> Metal <input type="checkbox"/> Plastic <input type="checkbox"/> Glass <input type="checkbox"/> Paper <input type="checkbox"/> Other (Specify) _____
* Certification must be submitted		If "Yes" Unit Packaging wgt. No. per container	If "Yes" Package wgt. No. per container

3. Location of Net Contents Information
 Label Container

4. Size(s) Retail Container

5. Location of Label Directions
 On labelling accompanying product

6. Manner in Which Label is Affixed to Product
 Lithograph Paper glued Stenciled Other _____

Section - IV

1. Contact Point (Complete items directly below for identification of individual to be contacted, if necessary, to process this application.)

Name Richard M. Gorrell	Title Manager, Registrations	Telephone No. (Include Area Code) (919) 549-2423
----------------------------	---------------------------------	---

Certification
 I certify that the statements I have made on this form and all attachments thereto are true, accurate and complete. I acknowledge that any knowingly false or misleading statement may be punishable by fine or imprisonment, or both under applicable law.

6. Date Application Received (Stamped)

2. Signature <i>Richard M. Gorrell</i>	3. Title Manager, Registrations
4. Typed Name Richard M. Gorrell	5. Date May 18, 2010

3
14



United States
Environmental Protection Agency
 Washington, DC 20460

Registration
 Amendment
 Other

OPP Identifier Number

Application for Pesticide - Section I

1. Company/Product Number 432-1223	2. EPA Product Manager Ms. Mary Waller	3. Proposed Classification <input checked="" type="checkbox"/> None <input type="checkbox"/> Restricted
4. Company/Product (Name) Prostar 70 WP Fungicide	PM# 21	
5. Name and Address of Applicant (Include ZIP Code) Bayer Environmental Science 2 T. W. Alexander Drive Research Triangle Park, NC 27709 <input type="checkbox"/> Check if this is a new address	6. Expedited Review. In accordance with FIFRA Section 3(c)(3) (b)(i), my product is similar or identical in composition and labeling to: EPA Reg. No. _____ Product Name _____	

Section - II

<input type="checkbox"/> Amendment - Explain below.	<input checked="" type="checkbox"/> Final printed labels in response to Agency letter dated _____	NOTIFICATION AUG 26 2010
<input type="checkbox"/> Resubmission in response to Agency letter dated _____	<input type="checkbox"/> "Me Too" Application.	
<input checked="" type="checkbox"/> Notification - Explain below.	<input type="checkbox"/> Other - Explain below.	

Explanation: Use additional page(s) if necessary. (For section I and Section II.)
 See attachment for the Warranty Statement and Container Disposal Statement Revisions explanations

Section - III

1. Material This Product Will Be Packaged In:				2. Type of Container	
Child-Resistant Packaging <input type="checkbox"/> Yes <input checked="" type="checkbox"/> No	Unit Packaging <input type="checkbox"/> Yes <input checked="" type="checkbox"/> No	Water Soluble Packaging <input checked="" type="checkbox"/> Yes <input type="checkbox"/> No		<input type="checkbox"/> Metal	<input type="checkbox"/> Plastic
				<input type="checkbox"/> Glass	<input type="checkbox"/> Paper
* Certification must be submitted		If "Yes" Unit Packaging wgt.	No. per container	If "Yes" Package wgt	No. per container
				<input checked="" type="checkbox"/> Other (Specify) PVA in Foil Pouch	
3. Location of Net Contents Information <input checked="" type="checkbox"/> Label <input type="checkbox"/> Container		4. Size(s) Retail Container 1 lb Bag 10 per case		5. Location of Label Directions <input type="checkbox"/> On labelling accompanying product	
6. Manner in Which Label is Affixed to Product <input checked="" type="checkbox"/> Lithograph Paper glued Stenciled <input type="checkbox"/> Other _____					

Section - IV

1. Contact Point (Complete items directly below for identification of individual to be contacted, if necessary, to process this application.)		
Name Richard M. Gorrell	Title Manager, Registrations	Telephone No. (Include Area Code) (919) 549-2423
Certification I certify that the statements I have made on this form and all attachments thereto are true, accurate and complete. I acknowledge that any knowingly false or misleading statement may be punishable by fine or imprisonment or both under applicable law.		6. Date Application Received (Stamped)
2. Signature <i>Richard M. Gorrell</i>	3. Title Manager, Registrations	
4. Typed Name Richard M. Gorrell	5. Date May 18, 2010	

Notification Statements for Warranty and Container Disposal Statement Revisions

This notification is consistent with the provisions of PR Notice 98-10 and EPA regulations at 40 CFR 152.46, and no other changes have been made to the labeling or the confidential statement of formula of this product. I understand that it is a violation of 18 U.S.C. Sec. 1001 to willfully make any false statement to EPA. I further understand that if this notification is not consistent with the terms of PR Notice 98-10 and 40 CFR 152.46, this product may be in violation of FIFRA and I may be subject to enforcement action and penalties under sections 12 and 14 of FIFRA.

Notification of label change per PR Notice 2007-4. This notification is consistent with the guidance of PR Notice 2007-4 and the requirements of EPA's regulations at 40 CFR 156.10, 156.140, 156.144, 156.146, and 156.156. No other changes have been made to the labeling or the confidential statement of formula of this product. I understand that it is a violation of 18 U.S.C. Sec. 1001 to willfully make any false statement to EPA. I further understand that if the amended label is not consistent with the requirements of 40 CFR 156.10, 156.140, 156.144, 156.146, and 156.156, this product may be in violation of FIFRA and it may be subject to enforcement action and penalties under sections 12 and 14 of FIFRA.

Bayer Environmental Science



D# 438 517

5/14

May 18, 2010

EPA10RMG0518Prostar70NotifContDisp
Fedex

Ms. Mary Waller
U.S. Environmental Protection Agency
Office of Pesticide Programs (7504P)
Document Processing Desk (Notif)
Room S-4900, One Potomac Yard
2777 South Crystal Drive
Arlington, VA 22202-4501

RE: Prostar 70 WP (EPA Reg. No. 432-1223) Container Disposal Statement Revised

Dear Ms. Waller:

Bayer Environmental Science (BES) is notifying the EPA of a change to the container disposal statement on the Prostar 70 WP label as mandated by the Agency.

Enclosed with this letter are the following documents:

- EPA Application Form 8570-1
- 1 copy of the revised label


Bayer Environmental Science
2 TW Alexander Dr.
RTP, NC 27709
Phone : 919-549-2000

If you have any questions, contact me at (919) 549-2423 or email me at mike.gorrell@bayercropscience.com.

Sincerely,

Richard M. Gorrell
Manager, Registrations

Cc: Karen Shearer
Jimmy Johnson
Richard Rees



A Business Group of
Bayer CropScience

6/14

ProStar[®] 70 WP Fungicide

NOTIFICATION

AUG 26 2010

IN WATER-SOLUBLE PACKAGING* OR BULK PACK

For Use on Turf and Ornamentals

A Systemic Fungicide in Water-Soluble Packets for Management of Foliar, Soilborne, Cutting and Bulb Diseases Caused by Basidiomycete Fungi in Greenhouses, Saran and Shade Houses, Outdoor Container and Field –Grown Ornamental Nursery Stock.

ProStar 70 WP is packaged in an outer protective pouch consisting of ten water-soluble packets. The packets in this pouch will dissolve in water, allowing contents to wet. After opening the pouch, immediately drop the required number of unopened packets into the partially filled sprayer or mix tank, and reseal pouch if unused packets remain. Do not handle the soluble packets or expose them to moisture, since this may cause rupturing.

* Packaged in one-pound water-soluble bags.

ACTIVE INGREDIENT: FLUTOLANIL: N-[3-(1-methylethoxy) phenyl]-2-(trifluoromethyl)benzamide	70.0%*
OTHER INGREDIENTS:	30.0%
	TOTAL100.0%

EPA Reg. No. 432-1223

EPA Est. No.

KEEP OUT OF REACH OF CHILDREN CAUTION

For MEDICAL And TRANSPORTATION Emergencies ONLY Call 24 Hours A Day 1-800-334-7577

For PRODUCT USE Information Call 1-800-331-2867

First Aid	
If on Skin or Clothing:	<ul style="list-style-type: none"> • Take off contaminated clothing • Rinse skin immediately with plenty of water for 15-20 minutes. • Call a poison control center or doctor for treatment advice.
If in Eyes:	<ul style="list-style-type: none"> • Hold eye open and rinse slowly and gently with water for 15-20 minutes. Remove contact lenses, if present, after the first 5 minutes, then continue rinsing eye. • Call a poison control center or doctor for treatment advice.

PRECAUTIONARY STATEMENTS

HAZARDS TO HUMANS AND DOMESTIC ANIMALS


CAUTION

Causes moderate eye irritation. Harmful if absorbed through the skin. AVOID contact with eyes, skin or clothing.

Personal Protective Equipment (PPE)

Applicators and other handlers must wear:

- Long-sleeved shirt and long pants
- Chemical resistant gloves made of any waterproof material
- Shoes plus socks



USER SAFETY RECOMMENDATIONS

Do not eat, drink, smoke, or chew gum or tobacco while handling this product and until hands and face are thoroughly washed with soap and water. Do not use the toilet before thoroughly washing hands.

If this product penetrated through your clothing or personal protective equipment, stop handling this product immediately, remove the clothing and equipment, wash your body thoroughly, and put on clean clothing and equipment before resuming the handling activity.

After handling this product, remove personal protective equipment immediately. Wash the outside of gloves before taking them off. Shower or wash thoroughly and change into clean clothing as soon as possible.

Discard clothing and personal protective equipment that cannot be reused, including clothing and other absorbent materials that have been drenched or thoroughly contaminated with this product's concentrate. Otherwise, wash clothing and personal protective equipment (including both the inside and outside of gloves) before each day of reuse according to manufacturers directions or, if no such directions, in detergent and hot water. Keep and wash them separately from other laundry.

ENVIRONMENTAL HAZARDS

This product is toxic to aquatic invertebrates. For terrestrial uses, do not apply to water, areas where surface water is present or to intertidal areas below the mean high water mark. Do not contaminate water when disposing of equipment washwaters.

DIRECTIONS FOR USE

**It is a violation of Federal Law to use this product in a manner inconsistent with its labeling.
Read entire label before using this product.**

Do not apply this product in a way that will contact workers or other persons, either directly or indirectly or through drift. Only protected handlers may be in the area during application. For any requirements specific to your State or Tribe, consult the agency responsible for pesticide regulation.

AGRICULTURAL USE REQUIREMENTS

Use this product only in accordance with its labeling and with the Worker Protection Standard, 40 CFR part 170. This Standard contains requirements for the protection of agricultural workers on farms, forests, nurseries, and greenhouses; and handlers of agricultural pesticides. It contains requirements for training, decontamination, notification, and emergency assistance. It also contains specific instructions and exceptions pertaining to the statements on this label about personal protective equipment (PPE), and restricted-entry intervals.

Do not apply this product in a way that will contact workers or other persons, either directly or through drift. Only protected handlers may be in the area during application. For any requirements specific to your State or Tribe, consult the agency in your State responsible for pesticide regulation.

The requirements in this box only apply to uses of this product that are covered by the Worker Protection Standard.

Do not enter or allow worker entry into treated areas during the restricted entry-interval (REI) of 12 hours.

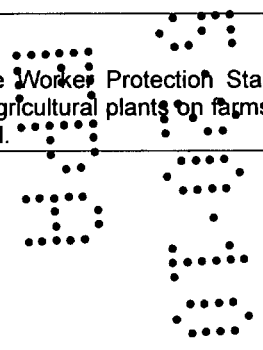
PPE required for early entry to treated areas that is permitted under the Worker Protection Standard and that involves contact with anything that has been treated, such as plants, soil, or water, is:

- Coveralls
- Chemical resistant gloves made of any waterproof material
- Shoes plus socks

NON AGRICULTURAL USE REQUIREMENTS

The requirements in this box apply to uses of this product that are not within the scope of the Worker Protection Standard for agricultural pesticides (40 CFR Part 170). The WPS applies when this product is used to produce agricultural plants on farms, forests, nurseries, or greenhouses. Keep unprotected persons out of the treated areas until sprays have dried.

This labeling MUST be in possession of the user at the time of pesticide application.



STORAGE AND DISPOSAL

Do not contaminate water, food or feed by storage or disposal.

PESTICIDE STORAGE: Store in a cool, dry, secure place.

PESTICIDE DISPOSAL: Wastes resulting from the use of this product may be disposed of on site or at an approved waste disposal facility.

CONTAINER DISPOSAL:

When Packed in Water-Soluble Containers: Non-refillable container. Do not reuse or refill this container. Completely empty container into application equipment. Offer for recycling, if available or dispose of box in a sanitary landfill or by incineration; or, if allowed by State and local authorities, by burning. If burned, stay out of smoke.

DO NOT REUSE THIS CONTAINER, DESTROY WHEN EMPTY.

When Packed in 35 lb. Drums:

Non-refillable container. Do not reuse or refill this container. Triple rinse container (or equivalent) promptly after emptying.

Triple rinse as follows: Empty the remaining contents into application equipment or a mix tank. Fill the container ¼ full with water. Replace and tighten closures. Tip container on its side and roll it back and forth, ensuring at least one complete revolution, for 30 seconds. Stand the container on its end and tip it back and forth several times. Empty the rinsate into application equipment or a mix tank or store rinsate for later use or disposal. Repeat this procedure two more times.

Offer for recycling if available or reconditioning; or puncture and dispose of in a sanitary landfill, or by incineration; or, if allowed by State and local authorities, by burning. If burned, stay out of smoke.

TURF

GENERAL INFORMATION

ProStar 70 WP is a systemic fungicide recommended for control of diseases of turf caused by Basidiomycetes. This product should be used particularly for control of *Rhizoctonia* Brown Patch, and has excellent safety on Kentucky bluegrass, creeping bentgrass, perennial ryegrass, red fescue, tall fescue, bermudagrass, St. Augustinegrass, and zoysiagrass. When using the water soluble packets, open the pouch containing the soluble packets and drop the required number of unopened packets into the partially filled sprayer or mix tank, and reseal pouch if unused packets remain. The bags may float but do not disturb them. Allow the bags to dissolve for five minutes prior to agitation while filling to final volume. Do not handle the soluble packets or expose them to moisture, since this may cause rupturing.

APPLICATION AND DOSAGE

Apply the recommended amount of ProStar 70 WP Fungicide in 2 to 5 gallons of water per 1,000 square feet as a broadcast application, unless otherwise specified. (See *Fairy Ring*, *Gray Snow Mold* directions). Add appropriate amount of water to the spray tank. If ProStar 70 WP is to be tank mixed with an appropriately labeled fungicide or other product to control another pest, add ProStar 70 WP first. Prior to spraying with a tank mixture not specified on this label, it is advisable to determine if the products are physically compatible.

For best results, spray the treated area uniformly, using equipment such as flat fan nozzles. Use 50-mesh or larger screens. Avoid mowing for 24 hours after application and do not irrigate until spray has dried on grass, unless otherwise noted. When nonlabeled diseases are also present, ProStar 70 WP may be tank mixed with appropriate labeled fungicides if the products are physically compatible.

DOSAGE TABLE*

Disease	Rate of ProStar 70 WP per 1,000 sq. ft.	Coverage (ft ²) per 1 lb. of ProStar 70 WP	Timing (days)
Brown Patch (Preventative) (Curative)	1.5 – 2.2 oz 3.0 oz	11,000 – 7,500 5,500	14 - 21 14
Fairy Ring (Preventative) (Curative)	2.2 oz 4.5 oz	7,500 3,500	21 - 28 30
Red Thread/Pink Patch Yellow Patch/Southern Blight	1.5 oz.	11,000	21 - 28
Gray Snow Mold	3.00 oz. 3.75 oz. 4.50 oz.	5,500 4,500 3,500	Prior to permanent snow cover
Large Brown Patch	2.2 oz.	7,500	30
<i>Rhizoctonia zeae</i> (Preventative) (Curative)	2.2 – 3.0 oz 3.0 – 4.5 oz	7,500 – 5,500 5,500 – 3,500	14 - 21 14

* See specific directions for each disease below.

Conversion Table for ProStar 70 WP Fungicide		
Rate of ProStar 70 WP OZ per 1,000 sq. ft.	Rate of ProStar 70 WP lb per Acre	Coverage (ft ²) per 1 lb. of ProStar 70 WP
1.5	4.1	11,000
2.2	6.0	7,500
3.0	8.2	5,500
4.5	12.3	3,500

BROWN PATCH (*Rhizoctonia solani*):

Preventative: Apply 1.5 to 2.2 oz. of ProStar 70 WP Fungicide per 1,000 square feet in 2 to 5 gallons of water prior to initial signs of disease development. Repeat after a 14 to 21 day interval if conditions favor disease development.

Curative: Apply 3.0 oz. of ProStar 70 WP Fungicide per 1,000 square feet in 2 to 5 gallons of water to turf with active brown patch. Make a second application 14 to 21 days later, if conditions favor disease development.

Tank Mixes:

- PROSTAR® 70 WP Fungicide does not control dollar spot. If *Sclerotinia* dollar spot and brown patch occur simultaneously, tank mix PROSTAR® 70 WP at 1.5 oz. per 1,000 square feet in 2 to 5 gallons of water with other registered fungicides, such as PCNB, Bayleton®, Banner® Maxx®, Eagle®, 26 GT® or Daconil®, to control both diseases. Repeat application 21 to 28 days later if needed.
- PROSTAR® 70 WP Fungicide does not control gray leaf spot, *Curvularia* leaf spot, or algae. In areas where these problems occur simultaneously with brown patch, tank mix appropriate fungicides at recommended rates with PROSTAR® 70 WP.
- Follow the label directions for the most restrictive of label limitations and precautions. This product cannot be mixed with any product containing a label prohibition against such mixing.
- NOTICE: Do not use water-soluble PVA packets in a tank mix with products that contain boron, or that release free chlorine. The resultant reaction of PVA and boron or free chlorine is a plastic, which is not soluble in water or solvents such as oils, kerosene, gasoline, or alcohol.

FAIRY RING (including *Marasmius* spp., *Lepiota* spp., *Agaricus* spp.):

Preventative: PROSTAR® 70 WP Fungicide, applied in 2 to 5 gallons of water at 2.2 oz. per 1,000 square feet, may suppress the development of fairy ring caused by various basidiomycete pathogens. A second application may be made at a 21 to 28-day interval using the same dosage rate.

Curative: PROSTAR® 70 WP Fungicide, applied in 2 to 5 gallons of water at 4.5 oz. per 1,000 square feet, may suppress the development of fairy ring caused by various basidiomycete pathogens. Application should be made to the affected area at the first sign of ring development (greening, death of turf, mushrooms). Symptom suppression may be temporary and symptoms may reoccur. In these cases, a second application at 4.5 oz. per 1,000 square feet is suggested, not less than 30 days after the first application. Aeration prior to subsurface applications has been beneficial in some cases. Use of a nonionic surfactant in combination with PROSTAR® 70 WP is recommended. Treated areas should be irrigated prior to and after application with sufficient water to maintain growth of turf. Disease control is improved if turf is maintained at optimum fertility levels after symptom development. Turf that has been damaged extensively by fairy ring development may have to be reseeded. Do not treat more than 10,000 square feet per acre of turf area.

RED THREAD (*Laetisaria fuciformis*)

PINK PATCH (*Limonomyces roseipellis*)

YELLOW PATCH (*Rhizoctonia cerealis*) and

SOUTHERN BLIGHT (*Sclerotium rolfsii*):

Apply 1.5 oz. PROSTAR® 70 WP Fungicide per 1,000 square feet in 2 to 5 gallons of water prior to or after initial signs of disease development and repeat after 21 to 28 days if needed.

GRAY SNOW MOLD (*Typhula* spp.):

Apply 3.0 to 4.5 oz. of PROSTAR® 70 WP Fungicide per 1,000 square feet of green or tee area in 2 to 5 gallons of water in the fall prior to permanent snow cover. Use of a wetting agent has proven beneficial. If Pink Snow Mold (*Fusarium nivale*) is also suspected, PROSTAR® 70 WP may be tank mixed with products labeled for control of that disease, such as PCNB, Bayleton, or Banner. Prior to application, both products should be mixed in small volumes to ascertain physical compatibility. Do not treat more than 10,000 square feet per acre of turf area.

LARGE BROWN PATCH (*Rhizoctonia solani*) of ZOYSIAGRASS (formerly Zoysia Patch):

Apply PROSTAR® 70 WP Fungicide in the fall or spring for control of large brown patch on zoysiagrass. Disease control is more effective if made prior to or after initial symptom development. Apply 2.2 oz of PROSTAR® 70 WP per 1,000 square feet in 2 to 5 gallons of water and repeat 30 days later if symptoms persist. A nonionic surfactant is recommended for best results. Fall applications may suppress disease development in the following spring.

USE PRECAUTIONS

For use rates over 2.2 oz. per 1,000 square ft., do not apply PROSTAR® 70 WP Fungicide within 100 ft. of any estuary or marine habitat or within 100 feet of any ditches, drainage tiles, or other waterways that drain directly into (within ½ mile of) estuaries or marine habitats.

Apply no more than a combined total of 4.5 oz PROSTAR® 70 WP Fungicide per 1,000 sq or 12.25 lb per acre of PROSTAR® 70 WP Fungicide as a broadcast application during a single growing season.

FOR USE IN GREENHOUSES, SARAN AND SHADE HOUSES, OUTDOOR CONTAINER AND FIELD- GROWN ORNAMENTAL NURSERY STOCK

GENERAL INFORMATION

PROSTAR 70 WP is a systemic fungicide, packaged in water soluble bags, that, when mixed with the appropriate volume of water, will provide systemic, preventative, and curative activity in the management of foliar, soilborne, and propagative diseases caused by rusts, species of *Rhizoctonia*, and *Sclerotium rolfsii*.

Although PROSTAR 70 WP can be curative, application is suggested on a preventative basis at all sites of use where applicable when conditions are optimum for disease development or past history indicates disease development is imminent. When used as a curative treatment, apply PROSTAR 70 WP at the highest recommended concentration or rate allowed according to label directions.

Add the appropriate number of PROSTAR 70 WP water soluble packets to a partially filled spray or drench tank. The bags may float, but do not disturb them. Allow the bags to dissolve for 5 minutes prior to agitation and filling the tank to final volume. Maintain continuous agitation throughout application and apply with properly calibrated spray equipment using 50-mesh or larger screens.

If PROSTAR 70 WP Fungicide is tank mixed with other labeled plant protection products, add PROSTAR 70 WP first. After the PROSTAR 70 WP bags are completely dissolved, add the mixture partners.

Failure to follow the direction for use and precautions on this label may result in poor disease control or plant injury.

For foliar applications, apply the spray mixture to obtain optimum coverage of the plant foliage.

Make no more than 4 applications of PROSTAR 70 WP per year to ornamental plantings.

FOR THE STATE OF NEW YORK USE THE FOLLOWING DIRECTIONS:

NASSAU AND SUFFOLK COUNTIES: USE IS LIMITED TO DRENCH APPLICATION TO CONTAINER GROWN ORNAMENTALS IN GREENHOUSES ONLY

- **FOLIAR APPLICATIONS TO FIELD GROWN OR OUTDOOR CONTAINER GROWN ORNAMENTALS (Not for use in Nassau and Suffolk counties of New York):** Do not make more than 2 applications of ProStar 70 WP per acre per year or no more than 4.2 pounds active ingredient per acre per year. See Foliar Spray Application Section for more details.
- **CONTAINER GROWN ORNAMENTALS (DRENCH APPLICATION):** Do not make more than 4 applications of Prostar 70 WP per year to ornamental plantings. Mix 3-6 ounces ProStar 70 WP per 100 gallons of water and use 1-3 pints of this spray solution per square foot of container surface area. A single application of ProStar 70 WP should not exceed 43 pounds active ingredient per acre of container surface area.
 - **Do not apply ProStar 70 WP as a drench to Field grown or outdoor container grown ornamentals in Nassau and Suffolk counties of New York.**
 - If using chemigation to apply ProStar 70 WP, use drip or trickle type irrigation systems. When using fertilizer injectors or a hand held sprayer, use a breaker type nozzle on the end of the spray hose or spray wand. In all cases, make sure the drench water is deposited within the plant container and remains there without runoff. Before applying the fungicide, be sure the potting soil in each container is pre-wetted. See Chemigation and Drench Application Sections for more details.

USE PRECAUTIONS

NOTICE TO USER: PROSTAR 70 WP Fungicide has shown acceptable plant tolerance to the specific genera and species listed on this label. Due to the large number of species and varieties of ornamentals and nursery plants, it is impossible to test every one for tolerance to PROSTAR 70 WP. Neither the Manufacturer nor the Seller has determined whether or not PROSTAR 70 WP can be used safely on ornamental plants not specified on this label. For plants not specified on the label, trial applications should be at the highest labeled concentrations to at least 25 plants. Apply 3 times at 14-day intervals (foliar) and twice at a 28-day interval (drench). Observe for phytotoxicity prior to each application and 2 weeks after final application.

PLANT TYPE	Such as, but not limited to
Herbaceous Bedding	Geranium, Petunia, Snapdragon
Flowering	Chrysanthemum, Hollyhock, Iris, Lily, Poinsettia
Tropical Foliage	English Ivy, Pothos, Fern
Woody Ornamentals	Azalea, Holly, Pittosporum, Rose
Evergreen Trees	Douglas fir, Cedar
Flowering Trees	Crabapple, Hawthorne
Non-Bearing Fruit Trees	Pear, Apple

FOLIAR SPRAY APPLICATION

MIXING AND APPLICATION INSTRUCTIONS:

Add the appropriate amount of PROSTAR 70 WP Fungicide to a partially filled tank and follow previous instructions.

ADJUVANT ADDITION:

Use of a compatible surfactant may improve coverage and uptake. Often, the addition of surfactants (wetting agents) will aid in the performance of plant protection products under certain conditions. Generally, surfactants (wetting agents) are not required with PROSTAR 70 WP Fungicide where adequate spray coverage is achieved. Should inadequate spreading of the PROSTAR 70 WP spray occur, the addition of a surfactant (wetting agent) may be considered. If addition is warranted, trial applications must be followed, using the instructions in the section above, *Notice to User*, as phytotoxicity can result from such additions.

Disease Controlled	Ounces of PROSTAR 70 WP Per 100 gallons	Spray Intervals In Days
Rusts	3 to 6	14 to 21
Foliar Rhizoctonia	3 to 12	14 to 21

SOIL DRENCH APPLICATIONS

MIXING AND APPLICATION INSTRUCTIONS:

Add the appropriate amount of PROSTAR 70 WP Fungicide to a partially filled tank and follow previous instructions. Maintain continuous agitation throughout application.


DISEASE(S) CONTROLLED AND APPLICATION

CONCENTRATION/RATES:

PROSTAR 70 WP Fungicide will prevent and provide curative activity against species of *Rhizoctonia* and *Sclerotium rolfsii*. If needed, retreat with PROSTAR 70 WP 21 to 28 days after the initial application. Apply PROSTAR 70 WP at 3 to 6 oz per 100 gallons. Applications to ground and raised beds should be delivered at 1 pint per square foot (4-inch depth or less) and 2 pints per square foot for depths greater than 4 inches.

To containers, use the following recommended volumes per container size listed:

Container Size (Type)	Application Volume Per Square Foot Or Container Size
seedling trays	1 pt/sq. ft.
<4 inch	1 pt/sq. ft.
4 inch	2 fl. oz.
5 inch	2 1/2 fl. oz.
6 inch	6 1/2 fl. oz.
7 inch	8 1/2 fl. oz.
8 inch	11 fl. oz.
9 inch	14 fl. oz.
10 inch	17 1/2 fl. oz.



Note: Above 10 inches in nursery container production, a drench volume of 2 1/2 to 3 pints per square foot of surface area may be required.

CUTTING & BULB DIP

MIXING APPLICATION INSTRUCTIONS:

Add the appropriate amount PROSTAR 70 WP Fungicide to a partially filled tank and follow previous instructions. During dipping period, keep PROSTAR 70 WP suspension under constant agitation.

CUTTING AND BULB DISEASE(S) CONTROLLED AND APPLICATION CONCENTRATIONS:

PROSTAR 70 WP Fungicide will prevent and provide curative activity against species and *Rhizoctonia* and *Sclerotium rolfsii*. Use at 3 to 6 oz per 100 gal.

Immerse cuttings for 5 minutes, remove and allow to drain and preferably dry prior to planting. Wear clothing outlined in PPE requirements for applicators and other handlers.

With bulbs, corms, and rhizomes, dip cleaned units for 5 minutes and allow to dry prior to planting, as well as following previously stated PPE requirements.

CHEMIGATION INFORMATION

Apply this product only through pressurized drench (flood), sprinkler, or drip (trickle) irrigation systems. Do not apply this product through any other type of irrigation systems.

Crop injury, lack of effectiveness, or illegal pesticide residues in the crop can result from nonuniform distribution of treated water.

If you have questions about calibration, you should contact State Extension Service specialists, equipment manufacturers, or other experts.

Do not connect any irrigation system (including greenhouse systems) used for pesticide application to a public water system unless the pesticide label-prescribed safety devices for public water systems are in place.

A person knowledgeable of the chemigation system and responsible for its operation or under the supervision of the responsible person, shall shut the system down and make necessary adjustments should the need arise.

Pesticide supply tanks are recommended for the application of this product. See label instructions for dilution use rates and timing of application. Agitate continuously during application.

OVERHEAD, MICROJET, OR DRIP IRRIGATION APPLICATION

PROSTAR 70 WP alone or in tank mixture with other pesticides which are registered for overhead, microjet, or drip application may be applied in irrigation water at rates recommended on this label. Follow the label directions for the most restrictive of label limitations and precautions. This product cannot be mixed with any product containing a label prohibition against such mixing.


Apply this product only through an overhead, microjet, or drip irrigation system. Do not apply this product through any other type of irrigation system. Plant injury or lack of effectiveness can result from nonuniform distribution of treated water. If you have questions about calibration, you should contact State Extension specialists, equipment manufacturers, or other experts. Do not connect an irrigation system (including greenhouse systems) used for pesticide application to a public water system unless the pesticide label-prescribed safety device for public water systems are in place. A person knowledgeable of the chemigation system and responsible for its operation, or under the supervision of the responsible person, shall shut the system down and make necessary adjustments should the need arise. Public water system means a system for the provision to the public of piped water for human consumption if such system has a least 15 service connections or regularly serves an average of at least 25 individuals daily or at least 60 days out of the year.

OPERATION INSTRUCTIONS

- The system must contain a functional check valve, vacuum relief valve, and low pressure drain appropriately located on the irrigation pipeline to prevent water source contamination from back flow. Chemigation systems connected to public water systems must contain a functional, reduced-pressure zone, back-flow preventer (RPZ) or the functional equivalent in the water supply line upstream from the point of pesticide introduction. As an option to the RPZ, the water from the public water system should be discharged into a reservoir tank prior to pesticide introduction. There shall be a complete physical break (air gap) between the outlet end of the fill pipe and the top or overflow rim of the reservoir tank of at least twice the inside diameter of the fill pipe.
- The pesticide injection pipeline must contain a functional, automatic, quick-closing check valve to prevent the flow of fluid back toward the injection pump.
- The pesticide injection pipeline must also contain a functional, normally closed, solenoid-operated valve located on the intake side of the injection pump and connected to the system interlock to prevent fluid from being withdrawn from the supply tank when the irrigation system is either automatically or manually shut down.
- The system must contain functional interlocking controls to automatically shut off the pesticide injection pump when the water pump motor stops.

- The irrigation line or water pump must include a functional pressure switch which will stop the water pump motor when the water pressure decreases to the point where pesticide distribution is adversely affected.
- Systems must use a metering pump, such as a positive displacement injection pump (e.g., diaphragm pump) effectively designed and constructed of materials that are compatible with pesticides and capable of being fitted with a system interlock.
- Do not apply when wind speed favors drift beyond the area intended for treatment.
- Prepare a mixture with a minimum of 1 gallon of water per 1 ounce water soluble packet of PROSTAR 70 WP, and inject this mixture into the system. Injecting a larger volume of a more dilute mixture per hour will usually provide more accurate calibration of metering equipment. Maintain sufficient agitation to keep the fungicide in suspension.
- Meter into irrigation water during the beginning of the irrigation cycle.
- With overhead or microjet systems, apply enough water to thoroughly wet the potting media.

Precaution for irrigation applications: Where distribution patterns do not overlap sufficiently, unacceptable control may result. Where distribution patterns overlap excessively, injury to desirable plants may result.



IMPORTANT: READ BEFORE USE

Read the entire Directions for Use, Conditions, Disclaimer or Warranties and Limitations of Liability before using this product. If terms are not acceptable, return the unopened container at once.

By using this product, user or buyer accepts the following Conditions, Warranty, Disclaimer of Warranties and Limitations of Liability.

CONDITIONS: The directions for use of this product are believed to be adequate and must be followed carefully. However, because of extreme weather and soil conditions, manner of use and other factors beyond Bayer CropScience LP's control, it is impossible for Bayer CropScience LP to eliminate all risks associated with the use of this product. As a result, crop injury or ineffectiveness is always possible. All such risks shall be assumed by the user or buyer.

DISCLAIMER OF WARRANTIES: TO THE EXTENT CONSISTENT WITH APPLICABLE LAW, BAYER CROPSCIENCE LP MAKES NO OTHER EXPRESS OR IMPLIED WARRANTY. No agent of Bayer CropScience LP is authorized to make any warranties beyond those contained herein or to modify the warranties contained herein. TO THE EXTENT CONSISTENT WITH APPLICABLE LAW, BAYER CROPSCIENCE LP DISCLAIMS ANY LIABILITY WHATSOEVER FOR CONSEQUENTIAL, SPECIAL, OR INDIRECT DAMAGES RESULTING FROM THE USE, HANDLING, OR APPLICATION OF THIS PRODUCT.

LIMITATIONS OF LIABILITY: TO THE EXTENT CONSISTENT WITH APPLICABLE LAW, THE EXCLUSIVE REMEDY OF THE USER OR BUYER FOR ANY AND ALL LOSSES, INJURIES OR DAMAGES RESULTING FROM THE USE OR HANDLING OF THIS PRODUCT WHETHER IN CONTRACT, WARRANTY, TORT, NEGLIGENCE, STRICT LIABILITY OR OTHERWISE, SHALL NOT EXCEED THE PURCHASE PRICE PAID, OR AT BAYER CROPSCIENCE LP'S ELECTION, THE REPLACEMENT OF PRODUCT.

PROSTAR 70 WP in Water Soluble Packets is specially formulated and sold by Bayer Environmental Science for the use on turf and ornamentals according to the directions on this label. Uses of PROSTAR 70 WP in Water Soluble Packets other than those specified on this label are not licensed or otherwise authorized through the purchase of this product and the use of this product for other purposes including research and/or experimental uses are expressly prohibited.

TRADEMARK INFORMATION:

Bayleton, ProStar, and 26 GT are registered trademarks of the Bayer.
Banner Maxx and Daconil are registered trademarks of Syngenta
Eagle is a registered trademark of Rohm & Haas Company

Net Contents: 1 LB (packet) or 35 LB drum



Bayer Environmental Science

A Division of Bayer CropScience LP
PO Box 12014, 2 T.W. Alexander Drive
Research Triangle Park, NC 27709

ProStar 70 WP Fungicide (MASTER) APPROVED 06/28/07, Notification 05/18/10

