

432-888

02-19-2010

1/14



UNITED STATES ENVIRONMENTAL PROTECTION AGENCY
WASHINGTON, D.C. 20460

OFFICE OF
PREVENTION, PESTICIDES AND
TOXIC SUBSTANCES

FEB 19 2010

Mr. Richard M. Gorrell
Registrations Manager
Bayer Environmental Science
2 T.W. Alexander Drive
Research Triangle Park, NC 27709

Subject: Label Notifications for Pesticide Registration Notice 2007-4

Dear Mr. Gorrell,

The Agency is in receipt of your Applications for Pesticide Notification under Pesticide Registration Notice (PRN) 2007-4 dated August 18, 2009 for the following products:

Chipco® 26019 FLO brand Fungicide (EPA Registration Number 432-888)
Sencor® 75% Plus Turf Herbicide (EPA Registration Number 432-1469)

The Registration Division (RD) has conducted its review of these requests for their applicability under PRN 2007-4 and finds that the label changes requested fall within the scope of PRN 2007-4. The labels submitted with the applications have been stamped "Notification" and will be placed in our records.

Please be reminded that 40 CFR Part 156.140(a)(4) requires that a batch code, lot number, or other code identifying the batch of the pesticide distributed and sold be placed on nonrefillable containers. The code may appear either on the label (and can be added by non-notification/PR Notice 98-10) or durably marked on the container itself.

If you have any questions, please call me directly at 703-305-6249 or Steve Schaible of my staff at 703-308-9362.

Sincerely,

A handwritten signature in black ink, appearing to read "Linda Arrington".

Linda Arrington
Notifications & Minor Formulations Team Leader
Registration Division (7505P)
Office of Pesticide Programs



United States
Environmental Protection Agency
 Washington, DC 20460

Registration
 Amendment
 Other

OPP Identifier Number

Application for Pesticide - Section I

1. Company/Product Number 432-888	2. EPA Product Manager Ms. Mary Waller	3. Proposed Classification <input checked="" type="checkbox"/> None <input type="checkbox"/> Restricted
4. Company/Product (Name) Chipco 26019 FLO (Master) and 26GT (alternate) Fungicides	PM#	
5. Name and Address of Applicant (Include ZIP Code) Bayer Environmental Science 2 T. W. Alexander Drive Research Triangle Park, NC 27709 <input type="checkbox"/> Check if this is a new address	6. Expedited Review. In accordance with FIFRA Section 3(c)(3) (b)(i), my product is similar or identical in composition and labeling to: EPA Reg. No. _____ Product Name _____	

Section - II

Amendment - Explain below. Final printed labels in response to Agency letter dated _____

Resubmission in response to Agency letter dated _____ "Me Too" Application.

Notification - Explain below. Other - Explain below.

NOTIFICATION

FEB 19 2010

Explanation: Use additional page(s) if necessary. (For section I and Section II.)

Notification of label change per PR Notice 2007-4. This notification is consistent with the guidance of PR Notice 2007-4 and the requirements of EPA's regulations at 40 CFR 156.10, 156.140, 156.144, 156.146, and 156.156. No other changes have been made to the labeling or the confidential statement of formula of this product. I understand that it is a violation of 18 U.S.C. Sec. 1001 to willfully make any false statement to EPA. I further understand that if the amended label is not consistent with the requirements of 40 CFR 156.10, 156.140, 156.144, 156.146, and 156.156, this product may be in violation of FIFRA and it may be subject to enforcement action and penalties under sections 12 and 14 of FIFRA.
 - Container Disposal Statement Revision as per EPA mandate

Section - III

1. Material This Product Will Be Packaged In:

Child-Resistant Packaging <input type="checkbox"/> Yes <input checked="" type="checkbox"/> No	Unit Packaging <input type="checkbox"/> Yes <input checked="" type="checkbox"/> No	Water Soluble Packaging <input type="checkbox"/> Yes <input type="checkbox"/> No	2. Type of Container <input type="checkbox"/> Metal <input checked="" type="checkbox"/> Plastic <input type="checkbox"/> Glass <input type="checkbox"/> Paper <input type="checkbox"/> Other (Specify) _____
* Certification must be submitted		If "Yes" Unit Packaging wgt. No. per container	If "Yes" Package wgt. No. per container

3. Location of Net Contents Information
 Label Container

4. Size(s) Retail Container
2x2.5 gallon

5. Location of Label Directions
 on label

6. Manner in Which Label is Affixed to Product
 Lithograph Paper glued Stenciled Other _____

Section - IV

1. Contact Point (Complete items directly below for identification of individual to be contacted, if necessary, to process this application.)

Name Richard M. Gorrell	Title Manager, Registrations	Telephone No. (Include Area Code) (919) 549-2423
----------------------------	---------------------------------	-----------------------------------------------------

Certification
 I certify that the statements I have made on this form and all attachments thereto are true, accurate and complete. I acknowledge that any knowingly false or misleading statement may be punishable by fine or imprisonment or both under applicable law.

2. Signature <i>Richard M. Gorrell</i>	3. Title Manager, Registrations	6. Date Application Received (Stamped)
4. Typed Name Richard M. Gorrell	5. Date August 18, 2009	



Bayer Environmental Science

August 18, 2009

EPA09RMG0818_26019FLO-26GTNotifContDisp
Fedex

Ms. Linda Arrington
U.S. Environmental Protection Agency
Office of Pesticide Programs (7504P)
Document Processing Desk (Notif)
Room S-4900, One Potmac Yard
2777 South Crystal Drive
Arlington, VA 22202-4501

RE: Chipco 26019 FLO (Master) and 26GT (Alternate) (EPA Reg No. 432-888)
Notification to Add Container Disposal Statement

Dear Ms. Arrington:

Bayer Environmental Science (BES) is notifying the Agency of the addition of a revised container disposal statement for the Chipco 26019 FLO Fungicide label. This will also apply to the alternate brand name 26GT. The label language is exactly as prescribed by the Agency in PR Notice 2007-4.

Bayer Environmental Science
2 T.W. Alexander Drive
RTP, NC 27709
Phone : 919.549.2000

The following information is included with this amendment:


- 8570-1 form
- Revised Label (4 paper copies; one highlighted copy)

If you have any questions, contact me at (919) 549-2423 or email me at mike.gorrell@bayercropscience.com.

Sincerely,

Richard M. Gorrell
Manager, Registrations

Cc: Karen Shearer



4/14

CHIPCO® 26019 FLO brand Fungicide

A Fungicide for the Prevention and Control of Certain Diseases of Turfgrass and Ornamentals

ACTIVE INGREDIENT:

Iprodione: 3-(3,5-dichlorophenyl)-N-(1-methylethyl)-2,4-dioxo-1-imidazolidinecarboxamide)*..... 23.3%*

INERT INGREDIENTS:..... 76.7%

This product contains petroleum distillate.

*Equivalent to 2 pounds Iprodione per gallon.

EPA Reg. No. 432-888

EPA Est. No. 264-MO-02

**KEEP OUT OF REACH OF CHILDREN
CAUTION**

NOTIFICATION

FEB 19 2010

For **PRODUCT USE** Information Call 1-800-334-9745

For **MEDICAL** and **TRANSPORTATION** Emergencies **ONLY** Call 24 Hours A Day 1-800-334-7577

FIRST AID

If swallowed:	<ul style="list-style-type: none"> • Call a poison control center or doctor immediately for treatment advice. • Have person sip a glass of water if able to swallow. • Do not induce vomiting unless told to by a poison control center or doctor.
If in eyes:	<ul style="list-style-type: none"> • Hold eyes open and rinse slowly and gently with water for 15-20 minutes. Remove contact lenses, if present, after the first 5 minutes, then continue rinsing. • Call a poison control center or doctor for treatment advice.
If on skin:	<ul style="list-style-type: none"> • Take off contaminated clothing. • Rinse skin immediately with plenty of water for 15-20 minutes. • Call a poison control center or doctor for treatment advice.
If inhaled:	<ul style="list-style-type: none"> • Move person to fresh air. • If person is not breathing, call 911 or an ambulance, then give artificial respiration, preferably mouth-to-mouth if possible. • Call a poison control center or doctor for further treatment advice.

Have the product container or label with you when calling a poison control center or doctor or going for treatment. In case of medical emergency for additional information call toll free 1-800-334-7577.

Note to Physician: This product may pose an aspiration pneumonia hazard. Contains petroleum distillates.

PRECAUTIONARY STATEMENTS

CAUTION

HAZARDS TO HUMANS AND DOMESTIC ANIMALS

Harmful if swallowed, absorbed through skin or inhaled. Avoid contact with skin, eyes, or clothing. Avoid breathing spray mist.

PERSONAL PROTECTIVE EQUIPMENT

Mixers, loaders, others exposed to the concentrate, cleaners/repairers of equipment, and applicators applying as a dip treatment must wear long-sleeve shirt and long pants, chemical-resistant gloves such as barrier laminate, nitrile rubber (≥ 14 mils), neoprene rubber (≥ 14 mils), or viton (≥ 14 mils), chemical-resistant apron, and chemical-resistant footwear plus socks.

Applicators using hand held equipment must wear coveralls over long-sleeve shirt and long pants, chemical-resistant gloves such as barrier laminate, nitrile rubber (≥ 14 mils), neoprene rubber (≥ 14 mils), or viton (≥ 14 mils), chemical-resistant footwear plus socks, chemical-resistant headgear for overhead exposures, and a dust/mist filtering respirator (MSHA/NIOSH approval number prefix TC-21C), or a NIOSH approved respirator with any R, P or HE filter.

Applicators using aircraft or mechanical ground equipment (groundboom, airblast, etc.), and flaggers for aerial applications must wear long-sleeve shirt and long pants, and shoes plus socks.

Applicators using truck-mounted equipment with a handgun at the end of a hose (i.e., for commercial turfgrass or ornamental applications) and all other handlers not specified above must wear long-sleeve shirt and long pants, chemical-resistant gloves such as barrier laminate, nitrile rubber (≥ 14 mils), neoprene rubber (≥ 14 mils), or viton (≥ 14 mils), and shoes plus socks.

Follow manufacturer's instructions for cleaning/maintaining personal protective equipment (PPE). If no such instructions for washables, use detergent and hot water. Keep and wash PPE separately from other laundry.

Discard clothing or other materials that have been drenched or heavily contaminated with this product's concentrate. Do not reuse them.

ENGINEERING CONTROLS

When handlers use closed systems, enclosed cabs, or aircraft in a manner that meets the requirements listed in the Worker Protection Standard (WPS) for agricultural pesticides [40 CFR 170.240 (d) (4-6)], the handler PPE requirements may be reduced or modified as specified in the WPS.

User Safety Recommendations

Users should:

- Wash hands before eating, drinking, chewing gum, using tobacco or using the toilet.
- Remove clothing immediately if pesticide gets inside. Then wash thoroughly and put on clean clothing.
- Remove PPE immediately after handling this product. Wash the outside of gloves before removing. As soon as possible, wash thoroughly and change into clean clothing.

ENVIRONMENTAL HAZARDS

This chemical can contaminate surface water through aerial and ground spray applications. Under some conditions, it may also have a high potential for runoff into surface water after application. These include poorly draining or wet soils with readily visible slopes toward adjacent surface waters, frequently flooded areas, areas overlaying extremely shallow ground water, areas with in-field canals or ditches that drain to surface water, areas not separated from adjacent surface waters with vegetated filter strips, and areas overlaying tile drainage systems that drain to surface water.

This pesticide is toxic to invertebrates. Do not apply directly to water or to areas where surface water is present or to intertidal areas below the mean high-water mark. Drift and runoff may be hazardous to aquatic organisms in neighboring areas. Do not contaminate water when disposing of equipment washwater or rinsate.

DIRECTIONS FOR USE

**It is a violation of Federal Law to use this product in a manner inconsistent with its labeling.
Read entire label before using this product.**

Do not apply this product in a way that will contact workers or other persons, either directly or indirectly or through drift. Only protected handlers may be in the area during application. For any requirements specific to your State or Tribe, consult the agency responsible for pesticide regulation.

AGRICULTURAL USE REQUIREMENTS

Use this product only in accordance with its labeling and with the Worker Protection Standard, 40 CFR part 170. This Standard contains requirements for the protection of agricultural workers on farms, forests, nurseries, and greenhouses, and handlers of agricultural pesticides. It contains requirements for training, decontamination, notification, and emergency assistance. It also contains specific instructions and exceptions pertaining to the statements on this label about personal protective equipment (PPE) and restricted-entry interval. The requirements in this box only apply to uses of this product that are covered by the Worker Protection Standard.


Do not enter or allow worker entry into treated areas during the restricted entry interval of 12 hours for ornamental uses. The restricted entry interval for WPS uses is 24 hours.

PPE required for early entry to treated areas that is permitted under the Worker Protection Standard and that involves contact with anything that has been treated, such as plants, soil, or water, is: coveralls, chemical-resistant gloves such as barrier laminate, nitrile rubber (≥ 14 mils), neoprene rubber (≥ 14 mils), or viton (≥ 14 mils), and shoes plus socks.

NON-AGRICULTURAL USE REQUIREMENTS

The requirements in this box apply to ornamental and turf uses (golf courses, landscape and institutional areas) of this product that are NOT within the scope of the Worker Protection Standard (WPS) for agricultural pesticides (40 CFR Part 170). The WPS applies when this product is used to produce agricultural plants on farms, forests, nurseries or greenhouses.

Do not enter or allow others to enter the treated area until sprays have dried.



STORAGE AND DISPOSAL

Do not contaminate water, food, or feed by storage or disposal.

PESTICIDE STORAGE

Store in a cool dry location.

PESTICIDE DISPOSAL

Wastes resulting from the use of this product may be disposed of on site or at an approved waste disposal facility.

CONTAINER DISPOSAL

Non-refillable container. Do not reuse or refill this container. Offer for recycling, if available. Offer for reconditioning, if appropriate. Triple rinse container (or equivalent) promptly after emptying. Triple rinse as follows: Empty the remaining contents into application equipment or a mix tank and drain for 10 seconds after the flow begins to drip. Fill the container 1/4 full with water and recap. Shake for 10 seconds. Pour rinsate into application equipment or a mix tank or store rinsate for later use or disposal. Drain for 10 seconds after the flow begins to drip. Repeat this procedure two more times. Then puncture and dispose of in a sanitary landfill or by other procedures approved by State and local authorities.

General Use: In order to assure maximum crop tolerance and disease control, follow recommendations on this label and all the precautions and limitations of the package label.

GENERAL PRECAUTIONS AND RESTRICTIONS

Use of this product at residential sites is prohibited.

Except for use on golf courses, if applying this product adjacent to a water body such as a lake, reservoir, river, permanent stream, marsh or natural pond, estuary, or commercial fishpond, there must be at least a 25-foot vegetative buffer strip between the water body and the point of application.

For golf courses only, do not apply to turf cut higher than 1" on golf holes where water bodies are present.

Do not apply this product when the wind direction is toward aquatic areas.


TURF

Chipco 26019 FLO brand Fungicide is a foliar applied fungicide, recommended for turfgrass disease control on golf courses, sod farms, and institutional areas where fine turf is grown. When used in conjunction with good turf management practices, Chipco 26019 FLO brand Fungicide is effective in controlling the following diseases:

Spring, Summer And Fall Diseases: Dollar Spot, Brown Patch, Large Patch, Fusarium Blight and Necrotic Ring Spot, Leaf Spots such as Helminthosporium Leaf Spot caused by *Dreschlera* spp. pathogens, Corticum Red Thread, Curvularia and Anthracnose (suppression only).

Winter Diseases: Fusarium Patch (Pink Snow Mold) and Gray Snow Mold.

Apply the recommended rates as indicated in the table in 0.5 to 10 gallons of water per 1000 square feet. Do not drench. Do not allow the spray mixture to stand for longer than 12 hours as some breakdown of the product may occur. Maintain agitation during spray operations. Apply with a properly calibrated sprayer.



TURF

RECOMMENDATIONS FOR USE

Begin applications when conditions favor disease development or when the disease first appears unless otherwise noted.

DISEASE	INTERVAL OF APPLICATIONS	FLUID OZ. 1000 FT. ²
Dollar Spot <i>(Lanzia spp. and Moellerodiscus spp.)</i> Brown Patch <i>(Rhizoctonia solanii)</i> Leaf Spot such as Helminthosporium Leaf Spot caused by <i>(Drechslera spp.)</i>	Greens and Tees: Repeat at 14 to 21 day interval as long as required. Fairways and Other Turf Areas: Repeat at 14 to 28 day intervals as long as required.	3 to 4 NOTE: On Fairways, for Dollar Spot Control use 2 to 4 Fluid Ounces/1000 Ft. ²
Large Patch* <i>(Rhizoctonia solanii)</i>	Make first application in fall when conditions are favorable for disease development but no symptoms are visible. Make repeat applications in spring as needed on a 14-21 day interval.	4
Fusarium Blight <i>(Fusarium spp.)</i> Necrotic Ring Spot* <i>(Leptosphaeria korrae)</i>	Use only preventative foliar applications when conditions first become favorable for disease development. Additional applications should be made as necessary at 28 day intervals.	8
Fusarium Patch <i>(Microdochium nivalis)</i> [Pacific Northwest Only -- West of the Cascade Mountains]	Repeat at 14 to 21 day intervals as long as required.	4 to 8
Gray Snow Mold <i>(Typhula spp.)</i> Pink Snow Mold <i>(Fusarium nivale)</i>	One application before first permanent snow cover If possible, another application during a mid-winter thaw.	4 to 8
Corticium Red Thread <i>(Laetisaria fuciformis)</i> Curvularia <i>(Curvularia sp.)</i> Anthracnose (suppression only) <i>(Colletotrichum)</i>	Use as a preventative every 14 days as long as required. <i>Curvularia</i> control in bermudagrass only Will provide suppression during periods of anthracnose pressure; mix CHIPCO 26019 FLO with COMPASS or CHIPCO SIGNATURE or other anthracnose control fungicide	4 4 to 8 4 to 8

Do not exceed a total of 35 fluid oz. product/1000 ft² per year.


Do not make more than 6 applications per year.

Under severe conditions, the higher rate and/or shorter interval of applications are recommended for all diseases. When disease pressure is light to moderate, the lower rates and longer intervals are recommended.

Do not mow or irrigate treated areas until the foliage is completely dry, usually a 24-hour waiting period following treatment is preferred.

Do not mix with any sticker, extender, or wetting agent. Do not graze animals on treated turf. Do not feed clippings from treated turf to livestock or poultry.

*Not registered for use in California



TANK MIXTURES

ADDITIONAL DISEASE CONTROL

If turf is threatened by additional diseases, Chipco 26019 FLO brand Fungicide is compatible with most commonly used fungicides such as ProStar®, Compass®, and Heritage®. If a tank mixture is used, follow label directions for the use of that product.

Do not exceed a total of 35 fluid oz. Chipco 26019 FLO brand Fungicide per 1000 ft² per year with a maximum of 6 applications.

Broad Spectrum Disease Control and Resistance Management: A tank mixture of Chipco 26019 FLO brand Fungicide and Cleary's 3336 F provides effective, broad spectrum turf disease control and also serves as a useful tank mixture in the resistance management program required for other resistance sensitive fungicides.

Disease Pressure	Chipco 26019 FLO brand Fungicide +	Cleary's 3336 F
LOW	3 fl. oz./1000 sq ft +	1.0 fl. oz./1000 sq ft
MEDIUM (more dollar spot and brown patch)	3 fl. oz./1000 sq ft +	1.0 fl. oz./1000 sq ft
HIGH	3 fl. oz./1000 sq ft +	2.0 fl. oz./1000 sq ft


Summer Stress Complex/Summer Decline: For management of Summer Stress Complex/Summer Decline, apply Chipco® Signature™ Fungicide at 4 to 8 ounces of product per 1000 square feet with Chipco 26019 FLO brand Fungicide at 2 to 4 ounces of product per 1000 square feet.

Pythium Blight: Pythium blight will be controlled by the tank mixing of CHIPCO® Signature™ Fungicide or ALIETTE® WDG brand Fungicide or Banol Fungicide with Chipco 26019 FLO brand Fungicide. If a tank mixture is used, follow label directions for the use of that product and apply at the rate recommended for control of the target disease organism.

Gray Snow Mold: For control of Gray Snow Mold (*Typhula spp.*) in areas where continuous snow cover occurs, refer to the following table for tank mixture recommendations.

Product	Disease	Rate oz./1000 ft ²
Chipco 26019 FLO brand Fungicide	Gray Snow Mold	4-8 fl. oz.
+		+
Daconil 2787 Flowable		8 fl. oz.
or		
Daconil 2787 WG		4.5 oz.
or		
Daconil Ultrex 82.5 WG		4.9 oz.
or		
Daconil Weather Stik 6F	5.5 fl. oz.	
or		
Turficide® 400		8 fl. oz.

Application must be made in autumn before snow cover occurs. Apply with sufficient water to obtain adequate coverage (1 to 5 gallons of spray solution per 1000 square feet). Use the higher rate if the turf remains frozen prior to snow cover. For optimal control, reapply this treatment if a winter thaw and loss of snow cover occurs.



ORNAMENTALS

NOT FOR RESIDENTIAL USE

FIELD, LANDSCAPE AND GREENHOUSE ORNAMENTALS AND CONIFER NURSERIES

CHIPCO® brand Chipco 26019 FLO brand Fungicide is a broad spectrum fungicide that may be applied safely to a wide range of ornamental flowering and foliage plants, either as a foliar spray, drench or dip. Please read specific instructions and use only as directed.


RECOMMENDED FOR USE BY COMMERCIAL NURSERY AND LANDSCAPE PERSONNEL.

CHIPCO® brand Chipco 26019 FLO brand Fungicide is recommended for use on a wide variety of flowering and foliage ornamentals as follows:

DISEASES

- | | |
|-------------------------------------|----------------------------------------------------|
| 1. Aerial Web Blight | (<i>Rhizoctonia sp.</i>) |
| 2. Alternaria Leaf Blight | (<i>Alternaria euphorbiae</i>) |
| 3. Alternaria Leaf Spot | (<i>Alternaria panax, Alternaria tenuissima</i>) |
| 4. Botrytis Blight | (<i>Botrytis sp.</i>) |
| 5. Fusarium Leaf Spot | (<i>Fusarium moniliforme</i>) |
| 6. Helminthosporium Leaf Spot | (<i>Helminthosporium sp.</i>) |
| 7. Rhizoctonia stem and root rot | (<i>Rhizoctonia sp.</i>) |
| 8. Ink Spot | (<i>Drechslera iridis</i>) |
| 9. Tulip Fire | (<i>Botrytis tulipae</i>) |
| 10. Alternaria Leaf Blight | (<i>Alternaria zinniae</i>) |
| 11. Ray Blight | (<i>Ascochyta chrysanthami</i>) |
| 12. Fusarium Corm rot | (<i>Fusarium oxysporum</i>) |
| 13. Daffodil Leaf Scorch | (<i>Stagnospora curtissi</i>) |
| 14. Blossom Blight | (<i>Monilinia fructicola</i>) |
| 15. Botrytis Storage Rot | (<i>Botrytis sp.</i>) |
| 16. Cylindrocladium Blight and Wilt | (<i>Cylindrocladium scoparium</i>) |


PLANT TOLERANCE: Plant tolerances to Chipco 26019 FLO brand Fungicide have been found to be acceptable in the specific genera and species listed on this label. It is not possible to evaluate every species or variety of ornamental plant for its tolerance to Chipco 26019 FLO brand Fungicide. The user should test for possible phytotoxic responses in other plants on a small area basis using recommended rates prior to commercial use.



ORNAMENTALS

Ageratum (1 to 7)	Dieffenbachia (1 to 7)	Pansy (1 to 7)
Ajuga (1 to 7)	Dizygotheca (1 to 7)	Peach (ornamental) (1 to 7)
Almond (ornamental) (1 to 7)	Dogwood (1 to 7)	Peperomia (1 to 7)
Alyssum (1 to 7)	Dracena (1 to 7)	Periwinkle (1 to 7)
Andromeda (1 to 7)	English Ivy (1 to 7)	Philodendron (1 to 7)
Aphelandra (1 to 7)	Episcia (1 to 7)	Phlox (1 to 7)
Artemisia (1 to 7)	Euonymous (1 to 7)	Pilea (1 to 7)
Aster (1 to 7)	Ficus (1 to 7)	Pine (1 to 7)
Azalea (1 to 7, 16)	Forsythia (1 to 7)	Pitosporum (1 to 7)
Boxwood (1 to 7)	Gazania (1 to 7)	Plum (ornamental) (1 to 7, 14)
Cactus (1 to 7)	Geranium (1 to 7)	Poinsettia (1 to 7)
Calendula (1 to 7)	Gladiolus (1 to 7, 12)	Poppy (1 to 7)
Carnation (1 to 7)	Gloxinia (1 to 7)	Pothos* (1 to 6)
Cherry (ornamental) (1 to 7)	Gypsophila (1 to 7)	Primrose (1 to 7)
Chrysanthemum (1 to 7, 11)	Hawthorn (1 to 7)	Privet (1 to 7)
Cineraria (1 to 7)	Holly (1 to 7)	Protea (1 to 7)
Cistena Plum (1 to 7, 14)	Hoya (1 to 7)	Pyracantha (1 to 7)
Coleus (1 to 7)	Hydrangea (1 to 7)	Rhododendron (1 to 7, 16)
Columbine (1 to 7)	Impatiens* (1 to 7)	Rose Tree of China (1 to 7)
Coral Bells (Heuchera) (1 to 7)	Iris (1 to 8)	Rose (1 to 7, 15)
Crape Myrtle (1 to 7)	Juniper (1 to 7)	Salvia (1 to 7)
Crassula (1 to 7)	Kalanchoe (1 to 7)	Schefflera (1 to 7)
Croton (1 to 7)	Lilies (1 to 7)	Snapdragon (1 to 7)
Cyclamen (1 to 7)	Lipstick vine (1 to 7)	Statice (1 to 7)
Daffodils (1 to 7, 13)	(Aeschynanthus)	Tree Ivy (1 to 7)
Dahlia (1 to 7)	Marigold (1 to 7)	Tulip (1 to 7, 9)
Delphinium (1 to 7)	Monarda (Bee Balm) (1 to 7)	Viburnum (1 to 7)
Deutzia (1 to 7)	Pachysandra (1 to 7)	Violet (1 to 7)
Dianthus (1 to 7)	Palm (1 to 7)	Zinnia (1 to 7, 10)

*NOTE: Do not use Chipco 26019 FLO brand Fungicide as a soil drench on Impatiens or Pothos.
Do not use Chipco 26019 FLO brand Fungicide on Spathiphyllum.



HOW TO USE Chipco 26019 FLO brand Fungicide™ FUNGICIDE AS A FOLIAR SPRAY

When conditions become favorable for disease development, apply Chipco 26019 FLO brand Fungicide as a foliar spray to insure thorough coverage of the plant foliage at the following rates and intervals:

DISEASE	QUARTS PRODUCT/100 gallon	INTERVAL OF APPLICATION	USE DIRECTIONS
Aerial Web Blight (<i>Rhizoctonia sp.</i>)	1.0 to 2.5	7 to 14 Days	Spray plants to insure thorough coverage.
Alternaria Leaf Blight (<i>Alternaria zinniae</i>)			
Alternaria Leaf Blight (<i>Alternaria euphorbiae</i>)			
Alternaria Leaf Spot (<i>Alternaria panax</i>) (<i>Alternaria tenissima</i>)			
Botrytis Blight (<i>Botrytis sp.</i>)			
Fusarium Leaf Spot (<i>Fusarium moniliforme</i>)			
Helminthosporium Leaf Spot (<i>Helminthosporium sp.</i>)			
Ink Spot (<i>Drechslera iridis</i>)			
Ray Blight (<i>Ascochyta chrysanthami</i>)			
Tulip Fire (<i>Botrytis tulipae</i>)			
Daffodil Leaf Scorch (<i>Stagnospora curtissi</i>)			
Blossom Blight (<i>Monilinia fructicola</i>)			

Do not apply more than 2.5 quarts product/acre per application.

Do not make more than 4 applications per crop per year.

Under severe disease pressure, use the highest recommended rate and/or the shortest spray interval. When disease pressure is light to moderate, the lower rates and longer intervals are recommended.

HOW TO USE CHIPCO 26019 FLO BRAND FUNGICIDE AS A DRENCH


Apply Chipco 26019 FLO brand Fungicide as a drench at seeding and/or after transplanting for Rhizoctonia control at the following rates and interval:

DISEASE	PRODUCT/100 GALS.	INTERVAL OF APPLICATION
Rhizoctonia Stem and Root Rot (<i>Rhizoctonia spp.</i>)	13 fluid ounces Apply 1 to 2 pints of solution per square foot.	14 Days

Do not exceed a total of 35 fluid oz. product/1000 ft² per year. Do not make more than 6 applications per year.

Under severe disease pressure, use the highest recommended rate. When disease pressure is light to moderate, the lower rate is recommended.

NOTE: Do not use Chipco 26019 FLO brand Fungicide as a drench on impatiens, and pothos.
Do not use Chipco 26019 FLO brand Fungicide on Spathiphyllum.



HOW TO USE CHIPCO 26019 FLO BRAND FUNGICIDE AS A DIP

PLANT SPECIES	DISEASE	QUARTS PRODUCT/ 100 GALLONS	DIP DURATION	DIRECTIONS
Rose	Botrytis Storage Rot (<i>Botrytis sp.</i>)	1.0	5 Minutes	Dip bare root roses prior to cold storage.
Azalea and Rhododendron	Cylindrocladium Blight and Wilt (<i>Cylindrocladium scoparium</i>)	1.0	5 Minutes	Dip cuttings prior to planting.
Gladiolus	Fusarium Corm Rot (<i>Fusarium oxysporum</i>)	2.0	5 Minutes	Dip corms prior to storage.

TANK MIXTURES

Additional Disease Control: If ornamentals are threatened by additional diseases, Chipco 26019 FLO brand Fungicide is compatible with most commonly used fungicides. For control of diseases caused by Pythium and Phytophthora, Chipco 26019 FLO brand Fungicide can be tank-mixed with ALIETTE® brand fungicide. Consult the ALIETTE® label for a complete listing of diseases controlled and for application rates.

If a tank mix with other fungicides is used, follow label directions for the use of that product and apply at the recommended rate for control of the target disease organism.

DIRECTIONS THROUGH SPRINKLER IRRIGATION SYSTEMS

Do not use through sprinkler irrigation systems in California.

Apply this product only through sprinkler irrigation systems including center pivot. Do not apply this product through any other type of irrigation system.

SPRAY PREPARATION: Remove scale, pesticide residues, and other foreign matter from the chemical tank and entire injector system. Flush with clean water.

APPLICATION INSTRUCTIONS: First prepare a suspension of Chipco 26019 FLO brand Fungicide in a mix tank. Fill tank with 1/2 to 3/4 the desired amount of water. Start mechanical or hydraulic agitation. Add the required amount of Chipco 26019 FLO brand Fungicide, and then the remaining volume of water. (Suspension concentrations using the appropriate dosage per acre recommended on this label of Chipco 26019 FLO brand Fungicide per 1 to 4 gallons of water are recommended) Then set sprinkler to deliver 0.1 to 0.3 inch of water per acre. Start sprinkler and uniformly inject the suspension of Chipco 26019 FLO brand Fungicide into the irrigation water line so as to deliver the desired rate per acre. The suspension of Chipco 26019 FLO brand Fungicide should be injected with a positive displacement pump into the main line ahead of a right angle turn to insure adequate mixing. If you should have any other questions about calibration, you should contact State Extension Service specialists, equipment manufacturers or other experts.

NOTE: When treatment with Chipco 26019 FLO brand Fungicide has been completed, further field irrigation over the treated area should be avoided for 24 to 48 hours to prevent washing the chemical off the crop.

GENERAL PRECAUTIONS FOR APPLICATIONS THROUGH SPRINKLER IRRIGATION SYSTEMS

Maintain continuous agitation in mix tank during mixing and application to assure a uniform suspension.

Greater accuracy in calibration and distribution will be achieved by injecting a larger volume of a more dilute solution per unit time. The system must contain a functional check valve, vacuum relief valve, and low pressure drain appropriately located on the irrigation pipeline to prevent water source contamination from backflow. The pesticide injection pipeline must contain a functional, automatic, quick-closing check valve to prevent the flow of fluid back toward the injection pump. The pesticide injection pipeline must also contain a functional, normally closed solenoid-operated valve located on the intake side of the injection pump and connected to the system interlock to prevent fluid from being withdrawn from the supply tank when the irrigation system is either automatically or manually shutdown. The system must contain functional interlocking controls to automatically shut off the pesticide injection pump when the water pump motor stops. The irrigation line or water pump must include a functional pressure switch, which will stop the water pump motor when the water pressure decreases to the point where pesticide distribution is adversely affected. Systems must use a metering pump, such as a positive displacement injection pump (e. g., diaphragm pump) effectively designed and constructed of materials that are compatible with pesticides and capable of being fitted with a system interlock.

Do not apply when wind speed favors drift, when system connection or fittings leak, when nozzles do not provide uniform distribution or when lines containing the product must be dismantled and drained.

Crop injury, lack of effectiveness, or illegal pesticide residues in the crop may result from nonuniform distribution of treated water.

Allow sufficient time for pesticide to be flushed through all lines and all nozzles before turning off irrigation water. A person knowledgeable of the chemigation system and responsible for its operation must shut the system down and make necessary adjustments should the need arise.

Do not connect an irrigation system (including greenhouse systems) used for pesticide application to a public water system unless the label-prescribed safety devices for public water supplies are in place.

SPRAY DRIFT

SENSITIVE AREAS: The pesticide should only be applied when the potential for drift to adjacent sensitive areas (e.g., residential areas, bodies of water, known habitats for threatened or endangered species, non-target crops) is minimal (e.g., when wind is blowing away from the sensitive areas).

Avoiding spray drift at the application site is the responsibility of the applicator. The interaction of many equipment-and-weather-related factors determines the potential for spray drift. The applicator and the grower are responsible for considering all these factors when making decisions.

The following drift management requirements must be followed to avoid off-target drift movement from aerial applications to agricultural field crops. These requirements do not apply to forestry applications, public health uses or to applications using dry formulation.

1. The distance of the outer most nozzles on the boom must not exceed ¾ the length of the wingspan or rotor.
2. Nozzles must always point backward parallel with the air stream and never be pointed downwards more than 45 degrees.

Where states have more stringent regulations, they should be observed. The applicator should be familiar with and take into account the information covered in the Aerial Drift Reduction Advisory Information.

INFORMATION ON DROPLET SIZE: (This section is advisory in nature and does not supersede the mandatory label requirements)

The most effective way to reduce drift potential is to apply large droplets. The best drift management strategy is to apply the largest droplets that provide sufficient coverage and control. Applying larger droplets reduces drift potential, but will not prevent drift if applications are made improperly, or under unfavorable environmental conditions (see Wind, Temperature and Humidity, and Temperature Inversions below).

CONTROLLING DROPLET SIZE: (This section is advisory in nature and does not supersede the mandatory label requirements)

- Volume – Use high flow rate nozzles to apply the highest practical spray volume. Nozzles with higher rated flows produce larger droplets.
- Pressure – Do not exceed the nozzle manufacturer’s recommended pressures. For many nozzle types lower pressure produces larger droplets. When higher flow rates are needed, use higher flow rate nozzles instead of increasing pressure.
- Number of nozzles – Use the minimum number of nozzles that provide uniform coverage.
- Nozzle Orientation – Orienting nozzles so that the spray is released parallel to the airstream produces larger droplets than other orientations and is the recommended practice. Significant deflection from horizontal will reduce droplet size and increase drift potential.
- Nozzle Type – Use a nozzle type that is designed for the intended application. With most nozzle types, narrower spray angles produce larger droplets. Consider using low-drift nozzles. Solid stream nozzles oriented straight back produce the largest droplets and the lowest drift.

BOOM LENGTH: (This section is advisory in nature and does not supersede the mandatory label requirements)

For some use patterns, reducing the effective boom length to less than ¾ of the wingspan or rotor length may further reduce drift without reducing swath width.

APPLICATION HEIGHT: (This section is advisory in nature and does not supersede the mandatory label requirements)

Applications should not be made at a height greater than 10 feet above the top of the largest plants unless a greater height is required for aircraft safety. Making applications at the lowest height that is safe reduces exposure of droplets to evaporation and wind.

SWATH ADJUSTMENT: (This section is advisory in nature and does not supersede the mandatory label requirements)

When applications are made with a crosswind, the swath will be displaced downwind. Therefore, on the up and downwind edges of the field, the applicator must compensate for this displacement by adjusting the path of the aircraft upwind. Swath adjustment distance should increase, with increasing drift potential (higher wind, smaller drops, etc.).

WIND: (This section is advisory in nature and does not supersede the mandatory label requirements)

Drift potential is lowest between wind speeds of 2 – 10 mph. However, many factors, including droplet size and equipment type determine drift potential at any given speed. Application should be avoided below 2 mph due to variable wind direction and high inversion potential. **NOTE:** Local terrain can influence wind patterns. Every applicator should be familiar with local wind patterns and how they affect spray drift.

TEMPERATURE AND HUMIDITY: (This section is advisory in nature and does not supersede the mandatory label requirements)

When making applications in low relative humidity, set up equipment to produce larger droplets to compensate for evaporation. Droplet evaporation is most severe when conditions are both hot and dry.

TEMPERATURE INVERSIONS: (This section is advisory in nature and does not supersede the mandatory label requirements)

Applications should not occur during a temperature inversion because drift potential is high. Temperature inversions restrict vertical air mixing, which causes small-suspended droplets to remain in a concentrated cloud. This cloud can move in unpredictable directions due to the light variable winds common during inversions. Temperature inversions are characterized by increasing temperatures with altitude and are common on nights with limited cloud cover and light to no wind. They begin to form as the sun sets and often continue into the morning. Their presence can be indicated by ground fog; however, if fog is not present, inversions can also be identified by the movement of smoke from a ground source or an aircraft smoke generator. Smoke that layers and moves laterally in a concentrated cloud (under low wind conditions) indicates an inversion, while smoke that moves upward and rapidly dissipates indicates good vertical air mixing.

14
14

Read the entire Directions for Use, Conditions, Disclaimer of Warranties and Limitations of Liability before using this product. If terms are not acceptable, return the unopened product container at once.

By using this product, user or buyer accepts the following Conditions, Disclaimer of Warranties and Limitations of Liability.

CONDITIONS: The directions for use of this product are believed to be adequate and must be followed carefully. However, it is impossible to eliminate all risks associated with the use of this product. Crop injury, ineffectiveness or other unintended consequences may result because of such factors as weather conditions, presence of other materials, or the manner of use or application, all of which are beyond the control of Bayer CropScience LP. All such risks shall be assumed by the user or buyer.

DISCLAIMER OF WARRANTIES: TO THE EXTENT CONSISTENT WITH APPLICABLE LAW, BAYER CROPSCIENCE LP MAKES NO OTHER WARRANTIES, EXPRESS OR IMPLIED, OF MERCHANTABILITY OR OF FITNESS FOR A PARTICULAR PURPOSE OR OTHERWISE, THAT EXTEND BEYOND THE STATEMENTS MADE ON THIS LABEL. No agent of Bayer CropScience LP is authorized to make any warranties beyond those contained herein or to modify the warranties contained herein. TO THE EXTENT CONSISTENT WITH APPLICABLE LAW, BAYER CROPSCIENCE LP DISCLAIMS ANY LIABILITY WHATSOEVER FOR SPECIAL, INCIDENTAL OR CONSEQUENTIAL DAMAGES RESULTING FROM THE USE OR HANDLING OF THIS PRODUCT.

LIMITATIONS OF LIABILITY: TO THE EXTENT CONSISTENT WITH APPLICABLE LAW, THE EXCLUSIVE REMEDY OF THE USER OR BUYER FOR ANY AND ALL LOSSES, INJURIES OR DAMAGES RESULTING FROM THE USE OR HANDLING OF THIS PRODUCT, WHETHER IN CONTRACT, WARRANTY, TORT, NEGLIGENCE, STRICT LIABILITY OR OTHERWISE, SHALL NOT EXCEED THE PURCHASE PRICE PAID, OR AT BAYER CROPSCIENCE LP'S ELECTION, THE REPLACEMENT OF PRODUCT.

© 2006 Bayer CropScience LP

CHIPCO, Compass and ProStar are registered trademarks of Bayer.

Cleary's is a trademark of the Cleary Company.

Daconil and Heritage are registered trademarks of Syngenta Corporation.

Turficide is a registered trademark of Chemtura Corporation.

NET CONTENTS: 2.5 GALLONS

Produced for

Bayer Environmental Science
A Business Group of Bayer CropScience LP
PO BOX 12014, 2 T. W. Alexander Drive
Research Triangle Park, NC 27709

Chipco 26019 FLO (MASTER) 03/14/02, Notifi 5-16-06v2, Notif 01-25-07, Notif 08/20/09

