



UNITED STATES ENVIRONMENTAL PROTECTION AGENCY
WASHINGTON, D.C. 20460

OFFICE OF CHEMICAL SAFETY
AND POLLUTION PREVENTION

Mr. Allen Blem
Chemtura Corporation
199 Benson Road
Middlebury, Connecticut 06749

NOTIFICATION

OCT 17 2012

Subject: Notification for label changes per PRN 98-10: Primary Brand Name change
Primary Brand Name: **Rancona® CTS Seed Protectant**
Submission date: 9/26/2012
Product Name: Rancona Dimension Pro Seed Protectant
EPA Reg. No. 400-592
Decision Number 470276

Dear Registrant:

The Agency is in receipt of your Application for Pesticide Notification under Pesticide Registration Notice (PRN) 98-10. The Registration Division (RD) has conducted a review of this request for applicability under PRN 98-10 and finds that the action(s) requested falls within the scope of PRN-98-10.

The Primary Brand Name **Rancona® CTS Seed Protectant** dated 9/26/12 is "acceptable" and will be placed in the regulatory file.

If you have questions concerning this letter, please call Banza Djapao at 703-305-7269 or via email at djapao.banza@epa.gov, or you may call me at 703-308-9443.

Sincerely,

A handwritten signature in black ink that reads "Tony Kish".

Tony Kish
Product Manager 22
Fungicide Branch
Registration Division (7504P)

EPA	United States Environmental Protection Agency Washington, DC 20460	<input type="checkbox"/> Registration <input type="checkbox"/> Amendment <input checked="" type="checkbox"/> Other	OPP Identifier Number
------------	--	--	-----------------------

Application for Pesticide - Section I

1. Company / Product Name 400-592	2. EPA Product Manager Tony Kish	3. Proposed Classification <input checked="" type="checkbox"/> None <input type="checkbox"/> Restricted
4. Company / Product (Name) Rancona Dimension Pro	PM# 22	
5. Name and Address of Applicant (Include ZIP Code) Chemtura Corporation 199 Benson Road (2-5) Middlebury, Connecticut 06749 <input type="checkbox"/> check if this is a new address		6. Expedited Review. In accordance with FIFRA Section 3(c)(3)(b)(I), my product is similar or identical in composition and labeling to: EPA Reg No. _____ Product Name _____

Section II

<input type="checkbox"/> Amendment - Explain below.	<input type="checkbox"/> Final printed labels in response to Agency letter dated _____.
<input type="checkbox"/> Resubmission in response to Agency letter dated _____.	<input type="checkbox"/> "Me Too" Application.
<input checked="" type="checkbox"/> Notification - Explain below.	<input type="checkbox"/> Other - Explain below.

Explanation: Use additional page(s) if necessary. (For section I and Section II.)

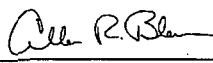
NOTIFICATION: New Primary Brand Name for a registered product (400-592): **Rancona CTS Seed Protectant**

This notification is consistent with the provisions of PR Notice 98-10 and EPA regulations at 40 CFR 152.46, and no other changes have been made to the labeling or the confidential statement of formula of this product. I understand that it is a violation of 18 U.S.C. Sec. 1001 to willfully make any false statement to EPA. I further understand that if this notification is not consistent with the terms of PR Notice 98-10 and 40 CFR 152.46, this product may be in violation of FIFRA and I may be subject to enforcement action and penalties under sections 12 and 14 of FIFRA.

Section - III


1. Material This Product Will Be Packaged In:			
Child-Resistant Packaging <input type="checkbox"/> Yes* <input checked="" type="checkbox"/> No * Certification must be submitted	Unit Packaging <input type="checkbox"/> Yes <input checked="" type="checkbox"/> No If "Yes" Unit Packaging wgt No. Per container	Water Soluble Packaging <input type="checkbox"/> Yes <input checked="" type="checkbox"/> No If "Yes" Packaging wgt No. Per container	2. Type of Container <input checked="" type="checkbox"/> Metal <input checked="" type="checkbox"/> Plastic <input type="checkbox"/> Glass <input type="checkbox"/> Paper <input type="checkbox"/> Other (Specify)
3. Location of Net Contents Information <input checked="" type="checkbox"/> Label <input type="checkbox"/> Container	4. Size(s) Retail Container 1 quart, 2.5 gal, 15 gal, 30 gal, 50 gal, 250 gal	5. Location of Label Directions <input checked="" type="checkbox"/> On Label (accordion) <input checked="" type="checkbox"/> On Labeling accompanying product	
6. Manner in Which Label is Affixed to Product <input type="checkbox"/> Lithograph Other <input checked="" type="checkbox"/> Paper glued <input type="checkbox"/> Stenciled			

Section - IV

1. Contact Point (Complete items directly below for identification of individual to be contacted, if necessary, to process this application.)		
Name Allen Blem	Title Registration Manager, NA	Telephone No. (Include Area Code) (203) 573-2487 e-mail: allen.blem@chemtura.com
I certify that the statements I have made on this form and all attachments thereto are true, accurate and complete. I acknowledge that any knowingly false or misleading statements may be punishable by fine or imprisonment or both under applicable law.		6. Date Application Received (Stamped)
2. Signature 	3. Title Product Registration Manager, North America	
4. Typed Name Allen Blem	5. Date September 26, 2012	

NOTIFICATION
OCT 17 2012

RANCONA[®] CTS



SEED PROTECTANT

Active Ingredients (% by weight):

ipconazole (CAS No. 125225-28-7).....	2.42%*
metalaxyl (CAS No. 57837-19-1).....	1.94%*
Other Ingredients:.....	95.64%
Total:.....	100.00%

*Contains 0.209 lb. ipconazole and 0.167 lb. metalaxyl per gallon.
 *Contains 25 grams ipconazole and 20 grams metalaxyl per liter.

KEEP OUT OF REACH OF CHILDREN CAUTION

FIRST AID	
IF IN EYES:	<ul style="list-style-type: none"> • Hold eye open and rinse slowly and gently with water for 15 to 20 minutes. • Remove contact lenses, if present, after the first 5 minutes, then continue rinsing eye. • Call a poison control center or doctor for treatment advice.
IF ON SKIN OR CLOTHING:	<ul style="list-style-type: none"> • Take off contaminated clothing. • Remove contact lenses, if present, after the first 5 minutes, then continue rinsing eye. • Call a poison control center or doctor for treatment advice.
IF SWALLOWED:	<ul style="list-style-type: none"> • Immediately call a poison control center or doctor. • Do not induce vomiting unless told to do so by a poison control center or doctor. • Do not give any liquid to the person. Do not give anything by mouth to an unconscious person.
EMERGENCY ASSISTANCE: Have the product container or label with you when calling a poison control center or doctor, or going for treatment.	
MEDICAL EMERGENCY	800-292-5898
TRANSPORTATION EMERGENCY (CHEMTREC)	800-424-9300
PRODUCT SAFETY DATA (MSDS)	866-430-2775
For PRODUCT USE INFORMATION: Call 800-243-2850	

Net Contents:

EPA REG. NO. 400-592
 EPA EST. NO.
 001/091212

Manufactured for:
 Chemtura Corporation
 199 Benson Road
 Middlebury, CT 06749



www.Chemtura AgroSolutions.com

**PRECAUTIONARY STATEMENTS
HAZARDS TO HUMANS AND DOMESTIC ANIMALS
CAUTION**

Causes moderate eye irritation. Harmful if swallowed or absorbed through skin. Avoid contact with skin, eyes or clothing. Wash thoroughly with soap and water after handling and before eating, drinking, chewing gum, using tobacco or using the toilet. Remove and wash contaminated clothing before reuse.

PERSONAL PROTECTIVE EQUIPMENT (PPE)

Some materials that are chemical-resistant to this product are listed below. If you want more options, follow the instructions for Category C on an EPA chemical-resistance category selection chart.

Applicators and Other Handlers Must Wear: Long-sleeved shirt and long pants; chemical-resistant gloves, such as barrier laminate, butyl rubber, nitrile rubber, neoprene rubber, or Viton; and shoes plus socks. Follow manufacturer's instructions for cleaning and maintaining PPE. If no such instructions for washables exist, use detergent and hot water. Keep and wash PPE separately from other laundry.

When handlers use closed systems in a manner that meets the requirements listed in the Worker Protection Standard (WPS) for agricultural pesticides [40 CFR 170.240 (d) (4)], the handler PPE may be reduced or modified as specified in the WPS.

USER SAFETY RECOMMENDATIONS

Users should:

- Wash hands before eating, drinking, chewing gum, using tobacco, or using the toilet.
- Remove clothing immediately if pesticide gets inside. Then wash thoroughly and put on clean clothing.
- Remove PPE immediately after handling this product. Wash the outside of gloves before removing. As soon as possible, wash thoroughly and change into clean clothing.

ENVIRONMENTAL HAZARDS

Do not apply directly to water, or to areas where surface water is present or to intertidal areas below the mean high water mark.

Treated seeds exposed on soil surface may be hazardous to wildlife. Cover or collect treated seeds spilled during loading and planting. Dispose of all excess treated seed by burying seed away from bodies of water. Do not contaminate water when disposing of equipment washwater or rinsate.

Ipconazole may persist in soil, and long-term use in the same field may result in an accumulation of active ingredient.

Groundwater Advisory: Metalaxyl is known to leach through soil into groundwater under certain conditions as a result of agricultural use. Use of this chemical in areas where soils are permeable, particularly where the water table is shallow, may result in groundwater contamination.

DIRECTIONS FOR USE

It is a violation of Federal law to use this product in a manner inconsistent with its labeling. Read all label directions carefully before use.

Do not apply this product in a way that will contact workers or other persons. Only protected handlers may be in the area during application. For any requirements specific to your State or Tribe, consult the agency responsible for pesticide regulation.

AGRICULTURAL USE REQUIREMENTS

Use this product only in accordance with its labeling and with the Worker Protection Standard, 40 CFR Part 170. This Standard contains requirements for the protection of agricultural workers on farms, forests, nurseries, and greenhouses, and handlers of agricultural pesticides. It contains requirements for training, decontamination, notification, and emergency assistance. It also contains specific instructions and exceptions pertaining to the statements on this label about personal protective equipment (PPE) and restricted-entry interval. The requirements in this box only apply to uses of this product that are covered by the Worker Protection Standard.

Do not enter or allow worker entry into treated areas during the **restricted entry interval (REI) of 24 hours**. *Exception:* Once the seeds are planted in soil, the Worker Protection Standard, under certain circumstances, allows workers to enter the treated area without restriction if there will be no worker contact with the soil subsurface or treated seed.

PPE required for early entry to treated areas that is permitted under the Worker Protection Standard and that involves contact with anything that has been treated, such as plants, soil, or water, is: long-sleeved shirt and long pants; chemical-resistant gloves such as barrier laminate, butyl rubber, nitrile rubber, or Viton; shoes plus socks.

USE INFORMATION

RANCONA® CTS Seed Protectant is a systemic and contact broad-spectrum fungicide for seed treatment that protects against a wide variety of diseases. RANCONA® CTS is effective against smuts, bunts, *Fusarium*, *Diaporthe (Phomopsis)*, *Rhizoctonia*, *Pythium* and seed-borne *Sclerotinia*. It is also effective against seed rot fungi such as *Aspergillus* and *Penicillium*. Seed should be sound and well cured before treatment.

RANCONA® CTS Seed Protectant may be used in combination with a metalaxyl containing product (such as BELMONT® 2.7 FS or MetaStar™ ST) for enhanced *Pythium* and *Phytophthora* protection. Do not use RANCONA® CTS in combination with other seed treatment products unless their compatibility has been verified. Always read and follow carefully all label directions and precautions of each combination product. When using combinations of products, the most restrictive of label limitations and precautions must be followed. Do not tank mix with any pesticide that has a prohibition against tank mixing.

NOTE: This product is undyed. The purchaser of this product is responsible for ensuring that all seed treated with this product are adequately colored with a suitable colorant to prevent its accidental use as food for man or feed for animals. Refer to 21CFR, Part 2.25. Any colorant added to treated seed must be cleared for use under 40CFR, Part 153.155.

SEED TREATMENT EQUIPMENT

Apply RANCONA® CTS Seed Protectant with mechanical, slurry, or mist-type seed treating equipment, provided that the equipment can be calibrated to accurately and uniformly apply the product to seed. Uniform application to seed is necessary to ensure best disease protection and optimum performance. Seed should be sound and well cured before treatment. Refer to the label rates below.

RANCONA^{CTS} must be diluted with water or mixed with other registered seed treatment products before use, in order to achieve good uniformity of treatment. **Use a total slurry application volume of 3 to 15 fl. oz. per 100 lb. of seed.** The actual slurry volume will depend on the type of treater, other seed treatment products that are used in combination, and/or seed and facility temperatures. Mix RANCONA^{CTS} and water or other seed treatment products thoroughly into a slurry before treating seed.

Recalibrate treating equipment to apply the targeted slurry volume, taking into account the total treatment and dilution water volumes. Contact your local Chemtura representative or supplier for specific recommendations.

Equipment Cleaning: Following applications, thoroughly rinse seed treatment equipment with water. Do not contaminate water by disposal of equipment washwater or rinsate.

APPLICATION RATE

Crop	RANCONA ^{CTS} Rate (fl. oz.) per 100 lb. Seed	Symptoms Controlled (Disease Organism)	Symptoms Suppressed (Disease Organism)
Soybeans	1.53	Seed rot, damping off and seedling blight, including seed- and soil-borne <i>Fusarium</i> , and <i>Rhizoctonia solani</i> . General seed rots (including those caused by saprophytic organisms such as <i>Penicillium</i> and <i>Aspergillus</i>). Seed-borne <i>Phomopsis (Diaporthe)</i> , <i>Botrytis</i> and <i>Sclerotinia</i>	<i>Pythium</i> seed rot, damping off and seedling blight
Dried shelled beans and peas: Bean (<i>Lupinus</i> spp.) (includes grain lupine, sweet lupine, white lupine, and white sweet lupine); Bean (<i>Phaseolus</i> spp.) (includes field bean, kidney bean, lima bean (dry), navy bean, pinto bean; tepary bean); Bean (<i>Vigna</i> spp.) (includes adzuki bean, blackeyed pea, catjang, cowpea, Crowder pea, moth bean, mung bean, rice bean, southern pea, urd bean); Pea (<i>Pisum</i> spp.) (includes field pea); broad bean (dry); chickpea; guar; lablab bean; lentil; pigeon pea.	1.53	Seed rot, damping off and seedling blight, including seed- and soil-borne <i>Fusarium</i> , and <i>Rhizoctonia solani</i> . General seed rots (including those caused by saprophytic organisms such as <i>Penicillium</i> and <i>Aspergillus</i>). Seed-borne <i>Botrytis</i> and <i>Sclerotinia</i>	Seed-borne Anthracnose of bean <i>Pythium</i> seed rot, damping off and seedling blight
Wheat (Spring and Winter)	0.92 to 1.53	General seed rots (including those caused by <i>Penicillium</i> and <i>Aspergillus</i>) Seed rot, damping off and seedling blight (Seed- and soil-borne <i>Fusarium</i> , and <i>Cochliobolus sativus</i>) Loose Smut (<i>Ustilago tritici</i>) Common Bunt (<i>Tilletia caries</i> , <i>T. foetida</i>) Early Season Root Rot (<i>Rhizoctonia</i>)	Common root rot (<i>Cochliobolus sativus</i>) Crown and Foot Rot (<i>Fusarium</i>) <i>Pythium</i> seed rot, damping off and seedling blight*

APPLICATION RATE

Crop	RANCONA® CTS Rate (fl. oz.) per 100 lb. Seed	Symptoms Controlled (Disease Organism)	Symptoms Suppressed (Disease Organism)
Barley	0.92 to 1.53	General seed rots (including those caused by <i>Penicillium</i> and <i>Aspergillus</i>) Seed rot, damping off and seedling blight (seed- and soil-borne <i>Fusarium</i> , and <i>Cochliobolus sativus</i>) True Loose Smut (<i>Ustilago nuda</i>) Covered Smut (<i>U. hordei</i>) False Loose Smut (<i>U. nigra</i>) Early Season Root Rot (<i>Rhizoctonia</i>)	Common root rot (<i>Cochliobolus sativus</i>) Crown and Foot Rot (<i>Fusarium</i>) Leaf Stripe (<i>Pyrenophora graminea</i>) <i>Pythium</i> seed rot, damping off and seedling blight*
Oats	0.92 to 1.53	General seed rots (including those caused by <i>Penicillium</i> and <i>Aspergillus</i>) Seed rot, damping off and seedling blight (seed- and soil-borne <i>Fusarium</i> , and <i>Cochliobolus sativus</i>) Loose Smut (<i>Ustilago avenae</i>) Covered Smut (<i>U. segetum var. hordei</i>)	Common root rot (<i>Cochliobolus sativus</i>) Crown and Foot Rot (<i>Fusarium</i>) <i>Pythium</i> seed rot, damping off and seedling blight*
Rye, Triticale	0.92 to 1.53	General seed rots (including those caused by <i>Penicillium</i> and <i>Aspergillus</i>) Seed rot, damping off and seedling blight (seed- and soil-borne <i>Fusarium</i> , and <i>Cochliobolus sativus</i>)	Common root rot (<i>Cochliobolus sativus</i>) Crown and Foot Rot (<i>Fusarium</i>) <i>Pythium</i> seed rot, damping off and seedling blight*
Sorghum	1.53	Seed rot, damping off and seedling blight	Root rot <i>Pythium</i> seed rot, damping off and seedling blight

*The rate of 1.53 fl. oz. per 100 lbs of seed is needed to provide control of *Pythium* seed rot, damping-off and seedling blight on wheat, barley, oats, rye and triticale.

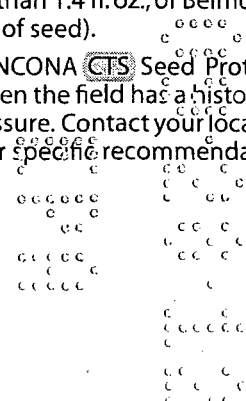
Tank Mix with a Metalaxyl Product

For soybeans and large seeded legumes, RANCONA CTS Seed Protectant suppresses *Pythium*. To control *Pythium*, RANCONA CTS may be tank mixed with a registered metalaxyl seed treatment product, such as BELMONT® 2.7 FS or MetaStar™ ST. For control of *Pythium*, tank mix RANCONA CTS with at least 0.065 oz. metalaxyl active ingredient per 100 pounds of seed (for example, tank mix with 0.1 fl. oz. of Belmont 2.7 FS or MetaStar ST per 100 pounds of seed) but no more than 0.5 oz. of metalaxyl per 100 pounds of seed (that is, 1.4 fl. oz. of Belmont 2.7 FS or MetaStar ST per 100 pounds of seed).

For early season *Phytophthora* control on soybeans, tank mix

RANCONA CTS Seed Protectant with 0.24 oz. to 0.5 oz. of metalaxyl active ingredient per 100 pounds of seed (that is, add at least 0.65 fl. oz., but no more than 1.4 fl. oz., of Belmont 2.7 FS or MetaStar ST per 100 pounds of seed).

When tank mixing with RANCONA CTS Seed Protectant, use the higher metalaxyl rate when the field has a history of higher *Pythium* or *Phytophthora* pressure. Contact your local Chemtura representative or supplier for specific recommendations.



Tank Mix of RANCONA GTS with Belmont 2.7FS Application Volumes

Crop	Rate of RANCONA GTS per 100 lb seed	Rate of Belmont 2.7FS per 100 lb seed for Pythium Control	Rate of Belmont 2.7FS per 100 lb seed for Early Season Phytophthora Protection
Dried Shelled Beans and Peas	1.53 fl. oz.	at least 0.1 fl. oz., but not more than 0.5 fl. oz.	Not applicable
Soybeans	1.53 fl. oz.	at least 0.1 fl. oz., but not more than 0.5 fl. oz.	at least 0.65 fl. oz., but not more than 1.4 fl. oz.

NOTE: MAXIMUM USAGE when applying multiple Metalaxyl and/or Mefenoxam containing products to the same crop within the same season: DO NOT apply more than the maximum seasonal total for the active ingredient as stated on the label of the lowest seasonal total on that crop.

Agitate the slurry to maintain uniformity. Recalibrate your treating equipment to compensate for the addition of the dilution water or other seed treatment products. Read and follow carefully all label directions and precautions of each combination product. When using combinations of products, the most restrictive of label limitations and precautions must be followed. Do not tank mix with any pesticide that has a prohibition against tank mixing.

TREATED SEED LABELING

Seeds treated with this product that are then packaged or bagged for future use must contain the following labeling on the outside of the seed package or bag:

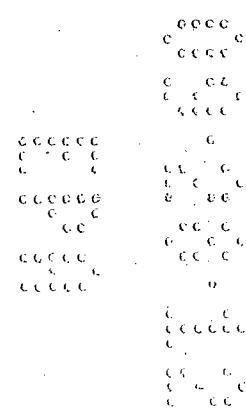
"This package or bag contains seed which has been treated with ipconazole and metalaxyl.

- Do not use for food, feed or oil purposes. Store away from feeds and foodstuffs.
- Persons opening this bag or package or loading/pouring the treated seed must wear a long-sleeved shirt; long pants; chemical resistant gloves such as barrier laminate, butyl rubber, neoprene or Viton; shoes and socks.
- After seeds have been planted, do not enter or allow worker entry into treated areas during the restricted entry interval (REI) of 24 hours. *Exception:* Once the seeds are planted in soil, the Worker Protection Standard, under certain circumstances, allows workers to enter the treated area without restriction if there will be no worker contact with the soil subsurface or treated seed. PPE required for early entry to treated areas that is permitted under the Worker Protection Standard and that involves contact with anything that has been treated, such as plants, soil, or water, is: long-sleeved shirt and long pants; chemical-resistant gloves such as barrier laminate, butyl rubber, nitrile rubber, or Viton; shoes plus socks.
- Treated seeds exposed on soil surface may be hazardous to wildlife. Cover or collect treated seeds spilled during loading and planting. Dispose of all excess treated seed by burying seed away from bodies of water.
- Do not contaminate bodies of water when disposing of planting equipment wash water.
- Dispose of seed packaging or containers in accordance with local requirements."

USE RESTRICTIONS AND PRECAUTIONS

- Do not use treated seed for food, feed or oil purposes.
- Care must be exercised in the handling of treated seed. Do not use augers used for handling treated seed to move seed for feed, food or oil processing. Do not re-use packaging from treated seed to handle food or feed products. Dispose of seed packaging or containers in accordance with local requirements.
- IN CALIFORNIA: ONLY for use in commercial seed-treatment establishments. NOT allowed for "on-farm" use.
- **This product is undyed.** The purchaser of this product is responsible for ensuring that all seed treated with this product are adequately colored with a suitable colorant to prevent its accidental use as food for man or feed for animals. Refer to 21CFR, Part 2.25. Any colorant added to treated seed must be cleared for use under 40CFR, Part 153.155.

ALWAYS SHAKE, STIR OR OTHERWISE MIX THIS PRODUCT WELL BEFORE USE



STORAGE AND DISPOSAL

Do not contaminate water, food or feed by storage or disposal.

PESTICIDE STORAGE: Store in original container only. After partial use, replace lid and close tightly. Store in a secure place that is temperate, dry and out of direct sunlight. Avoid excess heat. Do not freeze. **Always shake, stir or otherwise mix this product well before use.**

PESTICIDE DISPOSAL: Wastes resulting from the use of this product may be disposed of on site or at an approved waste disposal facility. Cover or incorporate spilled treated seeds.

CONTAINER DISPOSAL:

Nonrefillable Container

Plastic containers: Do not reuse or refill this container. Triple rinse container (or equivalent) promptly after emptying. Then offer container for recycling if available, reconditioning if appropriate, or puncture and dispose of in a sanitary landfill, by incineration, or if allowed by State and local authorities, by burning. If burned, stay out of smoke.

Triple rinse as follows:

For containers with capacity equal to or less than 5 gallons: Empty the remaining contents into application equipment or a mix tank and drain for 10 seconds after the flow begins to drip. Add water - at least 2% of the container volume, and up to 1/3 of the volume of water needed to make the proper slurry composition with a maximum of 1/4 of the container volume - and recap. Shake for 30 seconds. Pour rinsate into application equipment or a mix tank or store rinsate for later use or disposal. Drain for 10 seconds after the flow begins to drip. Repeat this procedure two more times. If used in application equipment, adjust the slurry volume application rate to account for any added rinsate water.

For containers with capacities greater than 5 gallons: Triple rinse as follows: Empty the remaining contents into application equipment or a mix tank. Add water - at least 2% of the container volume, and up to 1/3 of the volume of water needed to make the proper slurry composition, with a maximum of 1/4 of the container volume. Replace and tighten closures. Tip container on its side and roll it back and forth, ensuring at least one complete revolution, for 60 seconds. Stand the container on its end and tip it back and forth several times. Turn the container over onto its other end and tip it back and forth several times. Empty the rinsate into application equipment or a mix tank or store rinsate for later use or disposal. Repeat this procedure two more times. If used in application equipment, adjust the slurry volume application rate to account for any added rinsate water.

Refillable container

Refill this container with pesticide only. Do not reuse this container for any other purpose. Cleaning the container before final disposal is the responsibility of the person disposing of the container. Cleaning before refilling is the responsibility of the refiller.

To clean the container before final disposal, empty the remaining contents into application equipment or mix tank. Add water - at least 2% of the container volume, and up to 1/3 of the volume of water needed to make the proper slurry composition, with a maximum of 10% of the container volume. Replace and tighten closure. Agitate vigorously or recirculate the rinsate with a pump for at least 2 minutes, ensuring that the rinsate rinses the walls of the container. Empty the rinsate into application equipment or rinsate collection system, for later use or disposal. Repeat this procedure two more times. If used in application equipment, adjust the slurry volume application rate to account for any added rinsate water.

Recycling: Once cleaned, some agricultural plastic pesticide containers can be taken to a container collection site or picked up for recycling. To find the nearest site, contact your chemical dealer or manufacturer, or contact the Ag Container Recycling Council (ACRC) at 1-877-952-2272 (toll free) or www.acrecycle.org.

IMPORTANT NOTICE - Chemtura Corporation warrants that this product conforms to the chemical description and is reasonable fit for the purposes stated on the label only when used in accordance with the directions and instructions specified on the label under normal conditions of use, but neither this warranty nor any other warranty of merchantability or fitness for a particular purpose, expressed or implied, extends to the use of this product, contrary to label instructions, or under conditions not reasonably foreseeable to seller, and, to the extent consistent with applicable law, the buyer assumes the risk of any such use.

Treatment of highly mechanically damaged seed, or seed known to be of low vigor and poor quality, except for the purpose of curative control of existing disease pests, may result in reduced germination and/or reduction of seed and seedling vigor. Treat and conduct germination tests on a small test sample of seed before treating commercial quantities with a selected chemical treatment. Due to seed quality and seed storage conditions beyond the control of Chemtura Corporation, Chemtura Corporation makes no claims or guarantees as to germination of carry-over seed.

RANCONA®, BELMONT® and Chemtura AgroSolutions™ are trademarks of Chemtura Corporation
MetaStar™ is a trademark of LG Life Sciences, Ltd.
©Copyright 2012, Chemtura Corporation

NOTIFICATION

OCT 17 2012

