

400-104

11/15/2010

1/10



UNITED STATES ENVIRONMENTAL PROTECTION AGENCY
WASHINGTON, D.C. 20460

OFFICE OF
CHEMICAL SAFETY AND
POLLUTION PREVENTION

Mr. Michael Dupré
Product Registration Manager, North America
Chemtura Corporation
199 Benson Road
Middlebury, CT 06749

NOV 15 2010

Dear Mr. Dupre,

Subject: Fast Track Amendment
COMITE
EPA Reg. No. 400-104
Submission dated October 15, 2010

The amendment referred to above, submitted in connection with registration under the Federal Insecticide, Fungicide and Rodenticide Act (FIFRA), as amended, is acceptable.

A stamped copy of the label is enclosed. Please contact Kevin Sweeney at (703) 305-5063 if you have any questions or concerns.

Sincerely,


Richard Gebken
Product Manager 10
Insecticide Branch
Registration Division (7505P)

Enclosure

Restricted Use Pesticide due to eye and skin effects. For retail sale to and use by Certified Applicators, or persons under their direct supervision, and only for those uses covered by the Certified Applicator's certification.

Comite®

GROUP 12C ACARICIDE



Agricultural Miticide

Active Ingredient: (% by weight)

Propargite (Sulfurous acid, 2-[4-(1,1-dimethyl-ethyl) phenoxy] cyclohexyl-2-propynyl ester)*	73.6%
Other Ingredients	26.4%
Total:	100.0%

*Contains 6.55 lbs. active ingredient per gallon

Net Contents:

KEEP OUT OF REACH OF CHILDREN DANGER • PELIGRO

Si usted no entiende la etiqueta, busque a alguien para que se la explique a usted en detalle. (If you do not understand the label, find someone to explain it to you in detail.)

FIRST AID	
IF IN EYES	<ul style="list-style-type: none"> • Hold eye open and rinse slowly and gently with water for 15 to 20 minutes. • Remove contact lenses, if present, after the first 5 minutes, then continue rinsing eye. • Call a poison control center or doctor for treatment advice.
IF ON SKIN OR CLOTHING	<ul style="list-style-type: none"> • Take off contaminated clothing. • Rinse skin immediately with plenty of water for 15 to 20 minutes. • Call a poison control center or doctor for treatment advice.
IF INHALED	<ul style="list-style-type: none"> • Move person to fresh air. • If person is not breathing, call 911 or an ambulance, then give artificial respiration, preferably by mouth-to-mouth, if possible. • Call a poison control center or doctor for treatment advice.
IF SWALLOWED	<ul style="list-style-type: none"> • Immediately call a poison control center or doctor. • Do not induce vomiting unless told to do so by the poison control center or doctor. • Do not give any liquid to the person. • Do not give anything by mouth to an unconscious person.
HOT LINE NUMBER	
Have the product container or label with you when calling a poison control center or doctor, or going for treatment. You may also call the following telephone numbers for emergency medical treatment advice.	
EMERGENCY PHONE	800-292-5398
SAFETY DATA/INFORMATION	866-430-2775
TRANSPORTATION EMERGENCY (CHEMTREC)	800-424-9300
NOTE TO PHYSICIAN	
Probable mucosal damage may contraindicate the use of gastric lavage.	

ACCEPTED
NOV 15 2010

Under the Federal Insecticide, Fungicide, and Rodenticide Act, as amended, for the pesticide Registered under EPA Reg. No. 400-104

Precautionary Statements and Directions for Use are in the attached booklet. If booklet is missing, contact Chemtura or an authorized dealer.

EPA REG. NO. 400-104
EPA EST. NO.
042

Manufactured for:
Chemtura Corporation
199 Benson Road
Middlebury, CT 06749

 **Chemtura**
AGROSOLUTIONS™
www.chemtura.com

**PRECAUTIONARY STATEMENTS
HAZARDS TO HUMANS AND DOMESTIC ANIMALS
DANGER**

Corrosive. Causes irreversible eye damage. Causes skin burns. Harmful if swallowed. Harmful if absorbed through skin. Harmful if inhaled. Do not get on eyes or clothing. Wear protective eyewear such as goggles, face shield or safety glasses. Wear coveralls over long sleeved shirt and long pants, chemical resistant footwear and socks, chemical resistant gloves (such as barrier laminate, butyl rubber, nitrile rubber, viton, selection category C). Avoid breathing spray mist. Prolonged or frequently repeated skin contact may cause allergic reactions in some individuals. Wash thoroughly with soap and water after handling and before eating, drinking, chewing gum or using tobacco. Remove contaminated clothing and wash clothing before reuse.

PERSONAL PROTECTIVE EQUIPMENT (PPE)

Some materials that are chemical-resistant to this product are listed below. For more options, follow the instructions for category C on an EPA chemical-resistant category selection chart.

All Mixers, Loaders, and Applicators and Handlers Must Wear:

- Coveralls over long-sleeved shirt and long pants
- Chemical resistant footwear and socks
- Goggles, face shield or safety glasses
- Chemical resistant gloves such as nitrile rubber, butyl rubber, viton and/or barrier laminate, except for flaggers and applicators using closed cabs
- Chemical resistant apron for mixers and loaders and persons exposed to the concentrate.
- For overhead exposure wear chemical resistant headgear.

See Engineering Controls for further requirements.

USER SAFETY REQUIREMENTS

Discard clothing and other absorbent materials that have been drenched or heavily contaminated with this product's concentrate. Do not reuse them. Follow manufacturer's instructions for cleaning/maintaining PPE. If no such instructions for washables, use detergent and hot water. Keep and wash PPE separately from other laundry.

USER SAFETY RECOMMENDATIONS

Users should:

- Remove clothing/PPE immediately if pesticide gets inside.
- Remove PPE immediately after handling this product. Wash the outside of gloves before removing. As soon as possible, change into clean clothing and follow manufacturer's instructions for cleaning/maintaining PPE. If no such instructions for washables exist, use detergent and hot water.
- Keep and wash PPE separately from the laundry.

ENGINEERING CONTROLS

Mixers and loaders supporting aerial applications to corn and cotton must: use a closed system that meets the requirements listed in the Worker Protection Standard (WPS) for agricultural pesticides [40 CFR 170.240(d)(4), and must:

- Wear the personal protective equipment required above for mixers/loaders,
- Wear protective eyewear if the system operates under pressure, and
- Be provided and must have it immediately available for use in an emergency, such as a broken package, spill, or equipment breakdown: coveralls, chemical-resistant footwear, and a NIOSH approved respirator with an organic vapor removing cartridge with a prefilter approved for pesticides (MSHA/NIOSH approval prefix TC-23C), or a canister approved for pesticides (MSHA/NIOSH approval prefix TC-14G), or an organic vapor cartridge or canister with N, R, P or HE prefilter, and Chemical-resistant headgear, if overhead exposure.

Applicators using airblast spray equipment must:

- Wear the personal protective equipment required above for mixers and loaders,
- Be provided and must have immediately available when they must enter the treated area: coveralls, chemical-resistant gloves, chemical-resistant footwear, chemical-resistant headgear if overhead exposure;
- Take off any PPE that was worn in the treated area before reentering the cab if the applicators are operating in a closed cab, and
- Store all such PPE in a chemical-resistant container, such as plastic bag, to prevent contamination of the inside of the cab or other enclosed area.

Direct flaggers need to wear the personal protective equipment required above for mixers/loaders, and applicators/handlers, unless they are in an enclosed vehicle which need not be pressurized. When handlers and/or applicators use closed systems, enclosed cabs, or aircraft in a manner that meets the requirements listed in the Worker Protection Standard (WPS) for agricultural pesticides [40 CFR 170.240(d)(4-6), the PPE requirements may be reduced or modified as specified in the WPS.

ENVIRONMENTAL HAZARDS

This pesticide is toxic to fish and aquatic invertebrates and may cause reproductive effects in wildlife. Do not apply directly to water or areas where surface water is present or to intertidal areas below the mean high water mark. Runoff from treated areas may be hazardous to aquatic organisms in neighboring areas. Do not contaminate water when disposing of equipment wash water.

PHYSICAL OR CHEMICAL HAZARDS

Combustible. Do not use or store the product near heat or open flame.

DIRECTIONS FOR USE

RESTRICTED USE PESTICIDE

It is a violation of Federal law to use this product in a manner inconsistent with its labeling.

Do not apply this product in a way that will contact workers or other persons, either directly or through drift. Only protected handlers may be in the area during application. For any requirements specific to your State or Tribe, consult the agency responsible for pesticide regulation.

AGRICULTURAL USE REQUIREMENTS

Use this product only in accordance with its labeling and with the Worker Protection Standard, 40 CFR Part 170. This Standard contains requirements for the protection of agricultural workers on farms, forests, nurseries, and greenhouses, and handlers of agricultural pesticides. It contains requirements for training, decontamination, notification, and emergency assistance. It also contains specific instructions and exceptions pertaining to the statements on this label about personal protective equipment (PPE), notification to workers, and restricted-entry intervals. The requirements in this box only apply to uses of this product that are covered by the Worker Protection Standard.

Do not enter or allow workers to enter treated areas during the restricted entry interval (REI) listed except as provided for by the WPS. The REI and Exceptions are listed in the Directions for Use associated with the crop. Notify workers of these exceptions (including when entry is permitted for each of the tasks named in the exception).

For early entry to treated areas that is permitted under the Worker Protection Standard and that involves contact with anything that has been treated, such as plants, soil, or water, is:

- coveralls over long-sleeved shirt and long pants,
- chemical-resistant gloves, made of any waterproof material,
- chemical resistant footwear plus socks and,
- protective eyewear.

Notify workers of the application by warning them orally and by posting warning signs at entrances to treated areas.

STORAGE AND DISPOSAL

Do not contaminate water, food or feed by storage or disposal.

PESTICIDE STORAGE: Store in a dry and secure location.

PESTICIDE DISPOSAL: Pesticide wastes are acutely hazardous. Improper disposal of excess pesticide, spray mixture or rinsate is a violation of Federal Law. If these wastes cannot be disposed of by use according to label instructions, contact your State Pesticide or Environmental Control Agency, or the Hazardous Waste representative at the nearest EPA Regional Office for guidance.

CONTAINER HANDLING: Nonrefillable container. Do not reuse or refill this container. Triple rinse container (or equivalent) promptly after emptying. Triple rinse as follows: Empty the remaining contents into application equipment or mix tank and drain container for 10 seconds after the flow begins to drip. Fill the container 1/4 full with water and recap. Shake for 10 seconds. Pour rinsate into application equipment or a mix tank or store rinsate for later use or disposal. Drain container for 10 seconds after the flow begins to drip. Repeat this procedure two more times. If pressure rinsing: Empty the remaining contents into application equipment or a mix tank and continue to drain for 10 seconds after the flow begins to drip. Hold container upside down over application equipment or mix tank or collect rinsate for later use or disposal. Insert pressure rinsing nozzle in the side of the container, and rinse at about 40 PSI for at least 30 seconds. Drain for 10 seconds after the flow begins to drip.

Once triple rinsed, recycle if available. Some agricultural pesticide containers can be taken to a container collection site or picked up for recycling. To find the nearest site, contact your chemical dealer or manufacturer, or Ag Container Recycling Council (ACRC) at 877-952-2272 or <http://www.acrecycle.org>. If recycling is not available, dispose of in a sanitary landfill or by incineration if allowed by state and local ordinances.

SPRAY DRIFT PRECAUTIONS

AVOIDING SPRAY DRIFT IS THE RESPONSIBILITY OF THE APPLICATOR AND GROWER.

WHEN SPRAYING IN THE VICINITY OF AQUATIC AREAS:

- Do not apply by ground within 50 feet or by air within 75 feet of lakes, reservoirs, rivers, permanent streams, marshes or natural ponds; estuaries and commercial fish farm ponds.
- The above excludes irrigation canals and wasteways as well as man-made irrigation conveyance structures and impoundments, unless an exclusion contains water year-round.
- Risk of exposure to sensitive aquatic areas can be reduced by making applications when the wind direction is away from the aquatic area.

Wind direction and speed

- Only apply this product if the wind direction favors on target deposition.
- Do not apply when the wind velocity exceeds 15 mph.

Temperature inversion

- Do not make aerial or ground applications into temperature inversions.
- Inversions are characterized by stable air and increasing temperatures with height above the ground. Mist or fog may indicate the presence of an inversion in humid areas. The applicator may detect the presence of an inversion by producing smoke and observing a smoke layer near the ground surface.

Droplet size

- For ground and aerial applications apply the coarsest droplet size spectrum that provides sufficient coverage and mite control.

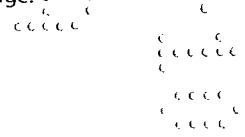
Additional Requirements for Ground Applications

- For ground boom applications, apply using a nozzle height of no more than 4 feet above the ground or crop canopy.
- For airblast applications, turn off outward pointing nozzles at row ends and when spraying the outer two rows. To minimize spray loss over the top in orchard applications, spray must be directed into the canopy.

Additional Requirements for Aerial Applications

- The spray boom should be mounted on the aircraft as to minimize drift caused by wingtip or rotor vortices. The minimum practical boom length should be used and must not exceed 75% of the wing span or 80% rotor diameter.
- Spray must be released at the lowest height consistent with pest control and flight safety. Do not release spray at a height greater than 10 feet above the crop canopy unless a greater height is required for aircraft safety.
- When applications are made with a cross-wind, the swath will be displaced downwind. The applicator must compensate for this displacement at the downwind edge of the application area by adjusting the path of the aircraft upwind.

FOR CHEMIGATION APPLICATION, refer to Chemigation Use Precautions for Corn and Potatoes section; Dosage instructions table exhibits application rate range.



RUNOFF PRECAUTIONS

Under some conditions, propargite may have a high potential for runoff into surface water for several days after application.

Do not apply in the following areas:

- frequently flooded areas (excluding crop irrigation areas).
- areas where intense or sustained rainfall is forecasted to occur within 48 hours.

Care should be taken when making applications where the following conditions exist:

- poorly draining or wet soils with readily visible slopes toward adjacent surface water.
- areas with in-field canals or ditches that drain to surface water.
- areas not separated from adjacent surface waters with vegetated filter.

Consult your soil conservation service for recommendations in your use area.

USE RESTRICTIONS

Do not use in spray solution above pH 10.

It is best to use COMITE at pH 7 or lower.

Unless the rotated crop is a registered use for propargite, the following applies:

Do not plant any root crop in rotation within 6 months after last application of propargite to labeled crops.

Do not plant other crops in rotation within 2 months after last application of propargite to labeled crops.

Registered-labeled field and vegetable uses for propargite are:

Beans, dry	Jojoba	Seed crops only:
Corn (sweet, field and popcorn)	Mint	Alfalfa
Cotton	Peanuts	Carrot
Hops	Potatoes	Clover
	Sorghum	Sugar Beets

GENERAL INSTRUCTIONS

COMITE is a liquid emulsifiable concentrate for preparing sprays to control mites.

COMITE is not systemic in action, therefore complete coverage of both upper and lower leaf surfaces and of fruit is necessary for effective control.

COMITE performance is best when day temperatures average above 70°F.

MIXING INSTRUCTIONS

After spray tank is three-quarters full of water, add recommended dosage (from table) of COMITE to the spray tank. Fill tank, agitate and spray thoroughly to cover foliage and fruit for best results.

COMPATIBILITIES

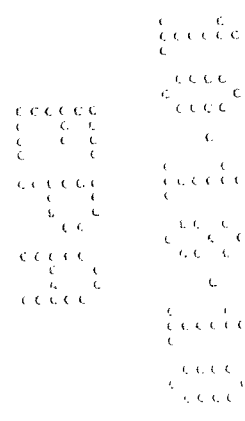
Do not use penetrating surfactants. Under certain conditions a non-penetrating surfactant can be added. Rely on your prior use experience or consult your local surfactant supplier for specific recommendations.

Do not apply in combination with petroleum based foliar spray oils as phytotoxicity may occur.

COMITE is not compatible with alkaline materials such as lime, lime sulfur or Bordeaux. The effectiveness of COMITE will be reduced.

Except as noted, COMITE is compatible with many pesticides. Observe all cautions and limitation of labeling of all products used in mixtures. However, due to variations in water quality, e.g. hardness and pH, it is required that users conduct small scale trials under local conditions to ensure compatibility prior to large scale use.

Contact your supplier or Chemtura representative for additional information on compatibility.



DOSAGE INSTRUCTIONS FOR USE ON BEARING CROPS

CROP	MITES CONTROLLED	APPLIC. RATE (fl. oz. per acre)	APPLICATION INFORMATION
ALMONDS (California & Arizona only)	Clover European red Strawberry spider Two-spotted spider Pacific spider	32 - 60	Apply high rate to areas with high mite infestation and to areas which historically have had high mite infestations. See COMPATIBILITIES section.
	Ground Application: Apply in a minimum of 50 gallons total volume per acre. Aerial Application: Apply in a minimum of 15 gallons total volume per acre. One application of COMITE may be applied by air to almonds over one ground application of COMITE or other propargite formulation.		
	ALMONDS RESTRICTIONS: Do not make more than 2 applications per season; the minimal spray interval is 21 days. The Restricted Entry Interval (REI) is 22 days. See AGRICULTURAL USE REQUIREMENTS for general REI exemptions. There is no exception allowed for hand weeding or thinning. Pre-harvest Interval: Do not harvest within 28 days of the last application.		
BEANS Dry (including dry lima beans) (West of Rocky Mts)	Two-spotted spider	32 - 48	Apply high rate to areas with high mite infestation and to areas which historically have had high mite infestations. See COMPATIBILITIES section.
	Ground Application: Apply in a minimum of 20 gallons total volume per acre. Aerial Application: Apply in a minimum of 5 gallons total volume per acre.		
	BEAN RESTRICTIONS: Apply no more than 72 fl. oz. per acre per year (3.7 lbs. propargite a.i. per acre per year). Do not make more than 2 applications per season; the minimal spray interval is 21 days. Do not feed or forage treated bean vines or bean trash after harvesting. The Restricted Entry Interval (REI) is 9 days. See AGRICULTURAL USE REQUIREMENTS for general REI exemptions. There is no exception allowed for hand weeding or thinning. Pre-harvest Interval: Do not harvest within 14 days of the last application.		
ORANGES & GRAPEFRUIT (Bearing) (Florida and Texas only)	Citrus red Texas citrus Six-spotted Citrus rust False spider Broad spider	32 - 48	Apply high rate to areas with high mite infestation and to areas which historically have had high mite infestations. Do not apply petroleum oils 30 days prior to or 40 days after applying COMITE as phytotoxicity may occur on leaves and or fruit. Do not apply COMITE mixed with petroleum oils or any material containing petroleum based solvents as phytotoxicity may occur on leaves and/or fruit. Do not mix COMITE with or apply prior to, or after, alkaline materials such as lime, Bordeaux mixture or lime sulfur. Avoid COMITE applications to immature leaves and fruit, and prevent spray solution from puddling, dripping, or running off leaves and/or fruit. See COMPATIBILITIES section.
	Ground Application: Apply in a minimum of 25 gallons total volume per acre. Apply in sufficient water for thorough coverage. Aerial Application: Apply in a minimum of 10 gallons total volume per acre. Apply in sufficient water for thorough coverage.		
	ORANGE & GRAPEFRUIT RESTRICTIONS: Apply no more than 80 fl. oz. per acre per year. Do not make more than 2 applications per season; the minimal spray interval is 28 days. The Restricted Entry Interval (REI) is 20 days. See AGRICULTURAL USE REQUIREMENTS for general REI exemptions. There is no exception allowed for hand weeding or thinning. Pre-harvest Interval: Do not harvest within 21 days of the last application.		
FIELD CORN (Grain or Silage) POPCORN & SEED CORN	Two-spotted spider Banks grass	32 - 48	Apply high rate to areas with high mite infestation and to areas which historically have had high mite infestations. At least 44 fl. oz. per acre should be used under conditions of severe mite pressure. Treat early. Best results are achieved when mite populations are low, before the mites have damaged the plants. Treatment is recommended when mite populations are just beginning to build, and the corn is still small enough to allow good coverage. Ensure applications are made only when corn leaves are dry, especially for white corn varieties. Additional adjuvants in aerial applications are not recommended for use on corn in California. See COMPATIBILITIES section.
	Ground Application: Apply in a minimum of 20 gallons total volume per acre. Aerial Application: Apply in a minimum of 2 gallons total volume per acre. In California, best results are obtained from applying 10-20 gallons of spray solution per acre. Although a minimum of 2 gallons can be used in other States, using at least 5 gallons and preferably at least 10, is strongly recommended to facilitate coverage. Chemigation Application (Not in CA): Apply in 0.1-0.2 acre inches of water. (See CHEMIGATION PRECAUTIONS FOR CORN AND POTATOES)		
	FIELD CORN, POPCORN AND SEED CORN RESTRICTIONS: Do not make more than 1 application per season. The Restricted Entry Interval (REI) is 13 days. See AGRICULTURAL USE REQUIREMENTS for general REI exemptions. There is no exception allowed for hand weeding or thinning. Pre-harvest Interval: Do not harvest within 30 days of application. Similarly, the grazing or cutting for silage within 30 days after treatment is prohibited.		

CROP	MITES CONTROLLED	APPLIC. RATE (fl. oz. per acre)	APPLICATION INFORMATION
SWEET CORN (Fresh, Processing and Grown for Seed)	Two-spotted spider Banks grass	32 - 48	Apply high rate to areas with high mite infestation and to areas which historically have had high mite infestations. At least 44 fl. oz. per acre should be used under conditions of severe mite pressure. Treat early. Best results are achieved when mite populations are low, before the mites have damaged the plants. Treatment is recommended when mite populations are just beginning to build, and the corn is still small enough (usually 3 to 4 feet) to allow good coverage. Ensure applications are made only when corn leaves are dry. This is especially true for white corn varieties which are the most susceptible to plant injury. Additional adjuvants in aerial applications are not recommended for use on corn in California. See COMPATIBILITIES section.
	Ground Application: Apply in a minimum of 20 gallons total volume per acre. Aerial Application: Apply in 10 - 20 gallons total volume per acre. Chemigation Application (Not in CA): Apply in 0.1-0.2 acre inches of water. (See CHEMIGATION PRECAUTIONS FOR CORN AND POTATOES)		
	SWEET CORN RESTRICTIONS: Do not make more than 1 application per season. The Restricted Entry Interval (REI) is 13 days. See AGRICULTURAL USE REQUIREMENTS for general REI exemptions. There is no exception allowed for hand weeding or thinning. Pre-harvest Interval: Do not harvest within 30 days of application. Similarly, the grazing or cutting for silage within 30 days after treatment is prohibited.		
COTTON (California & Arizona only)	Two-spotted spider Pacific spider Strawberry spider	Early: 16 Mid Season to Layby ground: 24 - 32 Mid Season to Layby aerial: 32 Layby: 32 Layby to Boll Opening: 32	Apply high rate to areas with high mite infestation and to areas which historically have had high mite infestations. COMITE may be phytotoxic to young cotton under certain conditions. Age and climatic conditions result in a physiological hardening when plants are generally between 6 and 12 inches tall. Applications can begin after plants are hardened. COMITE may be used in concentrate sprayers designed for concentrate row crop applications. Maintain COMITE dosage rate per acre. Commercially acceptable mite control may be difficult to obtain where synthetic pyrethroids are or have been used. See COMPATIBILITIES section.
	Ground Application: Apply in 15 - 30 gallons total volume per acre to early cotton; 25 - 40 gallons to mid season to layby cotton; 25 - 50 gallons to layby cotton. Aerial Application: Apply in 5 - 15 gallons total volume per acre from mid season to boll opening; aerial application is not recommended for early cotton. COMITE may be applied in vegetable oils by air with ULV sprayers.		
	COTTON RESTRICTIONS: Apply no more than 64 fl. oz. COMITE (3.3 lbs. propargite a.i.) per acre per year. Apply only before bolls open. The feeding of treated foliage or cotton trash to livestock and application after bolls have opened is prohibited. Do not make more than 2 applications per season; the minimal spray interval is 21 days. The Restricted Entry Interval (REI) is 6 days. See AGRICULTURAL USE REQUIREMENTS for general REI exemptions. There is no exception allowed for hand weeding or thinning. Pre-harvest Interval: Do not harvest within 50 days of the last application.		
COTTON (East of the Rocky Mts.)	Two-spotted spider Pacific spider Strawberry spider	Early: 16 Mid Season to Layby: 16 - 32 Layby to Boll Opening: 32	Apply high rate to areas with high mite infestation and to areas which historically have had high mite infestations. COMITE may be phytotoxic to young cotton under certain conditions. Age and climatic conditions result in a physiological hardening when plants are generally between 6 and 12 inches tall. Applications can begin after plants are hardened. COMITE may be used in concentrate sprayers designed for concentrate row crop applications. Maintain COMITE dosage rate per acre. Commercially acceptable mite control may be difficult to obtain where synthetic pyrethroids are or have been used. See COMPATIBILITIES section.
	Ground Application: Apply in 15 - 30 gallons total volume per acre to early cotton; 25 - 40 gallons to mid season to layby cotton; 25 - 50 gallons to layby to boll opening cotton. Aerial Application: Apply in 5 - 15 gallons total volume per acre from mid season to boll opening; aerial application is not recommended for early cotton. COMITE may be applied in vegetable oils by air with ULV sprayers.		
	COTTON RESTRICTIONS: Apply no more than 64 fl. oz. COMITE (3.3 lbs. propargite a.i.) per acre per year. Apply only before bolls open. The feeding of treated foliage or cotton trash to livestock and application after bolls have opened are prohibited. Do not make more than 2 applications per season; the minimal spray interval is 21 days. The Restricted Entry Interval (REI) is 6 days. See AGRICULTURAL USE REQUIREMENTS for general REI exemptions. There is no exception allowed for hand weeding or thinning. Pre-harvest Interval: Do not harvest within 50 days of the last application.		
HOPS (for basal treat- ment only in conjunction with sucker sprays)	Two-spotted spider	30	For basal treatment only to control early/beginning mite populations before they move up the vine or into the canopy. DO NOT APPLY OTHER THAN BASAL OR SUCKER TREATMENTS. See COMPATIBILITIES section.
	Ground Application: Apply in 50 gallons total volume per acre.		
	HOPS RESTRICTIONS: Do not feed hop refuse or cones to livestock, however, spent hops from the extract operation may be fed. Do not make more than 2 applications per season; the minimal spray interval is 21 days. The Restricted Entry Interval (REI) is 21 days. See AGRICULTURAL USE REQUIREMENTS box for general REI exemptions and PPE requirements for early entry. Note that there are no exceptions allowed for hand weeding or thinning. Pre-harvest Interval: Do not harvest within 14 days of the last application.		
JOJOBA	Tetranychus sp.	32	Apply to foliage when mite populations reach damaging numbers. See COMPATIBILITIES section.
	Ground Application: Apply in 20 - 40 gallons total volume per acre. Aerial Application: Apply in a minimum of 5 gallons total volume per acre.		
	JOJOBA RESTRICTIONS: Do not make more than 2 applications per season; the minimal spray interval is 10 days. The Restricted Entry Interval (REI) is 2 days. See AGRICULTURAL USE REQUIREMENTS for general REI exemptions. There is no exception allowed for hand weeding or thinning.		

CROP	MITES CONTROLLED	APPLIC. RATE (fl. oz. per acre)	APPLICATION INFORMATION
MINT (Except California)	Two-spotted spider Mint bud (squirrely mint effect)	32 - 40	Apply high rate to areas with high mite infestation and to areas which historically have had high mite infestations. See COMPATIBILITIES section.
	Ground Application: Apply in a minimum 20 gallons total volume per acre. Aerial Application: Apply in a minimum of 8 gallons total volume per acre.		
	MINT RESTRICTIONS: Do not apply more than 80 fl. oz. COMITE (4.1 lbs propargite a.i.) per acre per year. Do not feed mint spent hay to livestock. Do not make more than 2 applications per season; the minimal spray interval is 14 days. The Restricted Entry Interval (REI) is 7 days. See AGRICULTURAL USE REQUIREMENTS for general REI exemptions. There is no exception allowed for hand weeding or thinning. Pre-harvest Interval: Do not harvest within 14 days of the last application.		
PEANUTS (except California)	Two-spotted spider	32	See COMPATIBILITIES section.
	Ground Application: Apply in a minimum 20 gallons total volume per acre. Aerial Application: Apply in a minimum of 5 gallons total volume per acre.		
	PEANUT RESTRICTIONS: Do not make more than 2 applications per season; the minimal spray interval is 14 days. The Restricted Entry Interval (REI) is 2 days. Do not graze or feed livestock on treated areas or cut treated forage for hay. See AGRICULTURAL USE REQUIREMENTS for general REI exemptions. There is no exception allowed for hand weeding or thinning. Pre-harvest Interval: Do not harvest within 14 days of the last application.		
POTATOES (Pacific Northwest Only)	Two-spotted spider	32 - 40	Apply high rate to areas with high mite infestation and to areas which historically have had high mite infestations. See COMPATIBILITIES section.
	Ground Application: Apply in 20 - 50 gallons total volume per acre. Aerial Application: Apply in a minimum of 10 gallons total volume per acre. Chemigation Application (Not in CA): Apply in 0.1-0.2 acre inches of water. (See CHEMIGATION PRECAUTIONS FOR CORN AND POTATOES)		
	POTATO RESTRICTIONS: Apply no more than 80 fl. oz. COMITE (4.1 lbs. propargite a.i.) per acre per year. Do not make more than 2 applications per season; the minimal spray interval is 21 days (14 days in Washington State only). The Restricted Entry Interval (REI) is 2 days. See AGRICULTURAL USE REQUIREMENTS for general REI exemptions. There is no exception allowed for hand weeding or thinning. Pre-harvest Interval: Do not harvest within 14 days of the last application.		
SORGHUM (East of Rocky Mts.)	Two-spotted spider Banks grass	24 - 32	Apply high rate to areas with high mite infestation and to areas which historically have had high mite infestations. Due to the large number of varieties of sorghum, it is recommended that a small test plot be treated to check phytotoxicity before using COMITE on a large area. See COMPATIBILITIES section.
	Ground Application: Apply in a minimum of 20 gallons total volume per acre. Aerial Application: Apply in a minimum of 5 gallons total volume per acre.		
	SORGHUM RESTRICTIONS: Do not make more than 1 application per season. The Restricted Entry Interval (REI) is 2 days. See AGRICULTURAL USE REQUIREMENTS for general REI exemptions. There is no exception allowed for hand weeding or thinning. Pre-harvest Interval: Do not harvest silage within 30 days of the application. Do not harvest grain within 60 days of the application.		
SORGHUM (California Only)	Two-spotted spider Banks grass	24 - 32	Apply high rate to areas with high mite infestation and to areas which historically have had high mite infestations. Due to the large number of varieties of sorghum, it is recommended that a small test plot be treated to check for potential phytotoxicity before using COMITE on a large area. See COMPATIBILITIES section.
	Aerial Application: Apply in a minimum of 10 gallons total volume per acre.		
	SORGHUM RESTRICTIONS: Do not make more than 1 application per season. The Restricted Entry Interval (REI) is 2 days. See AGRICULTURAL USE REQUIREMENTS for general REI exemptions. There is no exception allowed for hand weeding or thinning. Pre-harvest Interval: Do not harvest silage within 30 days of the application. Do not harvest grain within 45 days of the application.		
WALNUTS	Two-spotted spider European red	30 - 88	Apply high rate to areas with high mite infestation and to areas which historically have had high mite infestations. Use a minimum of 64 fl. oz. COMITE per acre on large mature trees. See COMPATIBILITIES section.
	Ground Application: Apply in a minimum of 100 gallons total volume per acre. Aerial Application: Apply in a minimum of 20 gallons total volume per acre.		
	WALNUT RESTRICTIONS: Apply no more than 132 fl. oz. of COMITE per acre per year. Do not make more than 2 applications per season; the minimal spray interval is 21 days. The Restricted Entry Interval (REI) is 30 days. Exception: In addition to early entry exceptions allowed by the Worker Protection Standard, you may enter or allow workers to enter treated areas to harvest by tree shaking after 21 days following application, as long as the workers wear long pants, long sleeved shirt and shoes plus socks. See AGRICULTURAL USE REQUIREMENTS for general REI exemptions. There is no exception allowed for hand weeding or thinning. Pre-harvest Interval: Do not harvest within 21 days of the last application.		

DOSAGE INSTRUCTIONS FOR USE ON NON-BEARING CROPS ONLY

COMITE may be used on the following crops when they will not bear fruit within one year of application. This includes fruit and nut trees and berries in both commercial plantings and nurseries, including transplant areas, excluding residential areas. The non-bearing crops which may be so treated are:

CROP	MITES CONTROLLED	APPLIC. RATE (fl. oz. per acre)	(REI) RESTRICTED ENTRY INTERVAL (DAYS)	APPLICATION INFORMATION
Berries: Aronia berry; Bearberry; Bilberry; Blackberry; Blueberry; Blueberry, Lowbush; Boysenberry; Caneberries; Cloudberry; Currant, black; Currant, red; Dewberry; Elderberry; Gooseberry; Highbush cranberry; Huckleberry; Jostaberry; Juneberry; Lingonberry; Mulberry; Partridgeberry; Rasperry; Salal; Seagrape; Serviceberry; Strawberry	European red Two-spotted spider Pacific spider McDaniel Strawberry spider	30	10	Nursery (transplant): Strawberries: Leaf damage to strawberries has been observed under the following conditions: 1) When COMITE is applied with other chemicals or spray adjuvants; 2) when temperatures on the application date reach 75°F, or within a few days thereafter; 3) when rain falls on the application date or within a few days thereafter. BY USING THIS PRODUCT, THE USER AND GROWER ACCEPT ALL RISKS OF PLANT DAMAGE ARISING FROM THE CONDITIONS DESCRIBED ABOVE. See COMPATIBILITIES section.
Citrus: Calamondin; Citron, Citrus; Citrus hybrids; Grapefruit; Kumquat; Lemon; Lime; Lime, sweet; Orange, sour; Orange, sweet; Orange, trifoliolate; Pummelo; Sapote, white; Tangelo; Tangerine			16	See COMPATIBILITIES section.
Currants Dates Figs			2	See COMPATIBILITIES section.
Nut trees: almond, hazelnut, macadamia, pecan, pistachio, walnut.			22	See COMPATIBILITIES section.
Persimmons			2	See COMPATIBILITIES section.
Tree Fruit: apples, apricots, cherries, nectarines, peaches, plums/prunes, quince			2	Apples: Leaf injury may occur if Diazinon WP is used and air temperatures are expected to exceed 95°F the day of spraying apples. Use caution in areas East of the Rockies when poor drying conditions exist and when air temperatures exceed 85°F during application. Optimum temperatures range for application is 65° to 85°F. Apply under optimal drying conditions. Caution should be taken when applying to drought stressed trees. Do not mix with petroleum oil or oil based formulations of other products. Do not apply petroleum oils 14 days prior to or 14 days after applying COMITE. See COMPATIBILITIES section.
Ground Application: Apply in 50 - 400 gallons total volume per acre.				
NON-BEARING RESTRICTIONS: Do not make more than 2 applications per season; the minimal spray interval is 28 days for citrus, but 21 days for all other non-bearing crops. See AGRICULTURAL USE REQUIREMENTS for general REI exemptions.				

DOSAGE INSTRUCTIONS FOR USE ON CONIFERS

CROP	MITES CONTROLLED	APPLIC. RATE (fl. oz. per acre)	APPLICATION INFORMATION
CONIFERS in Plantations, Nurseries, Shade houses & Containers (Pacific Northwest ONLY, except CA)	Spider mites	30 - 44	For control of spider mites on evergreen conifers grown for Christmas trees and ornamental uses. This is to include trees grown on plantations, in nurseries, shade houses, and containers. This may include, but is not limited to Douglas fir, Grand fir, Shasta fir, Noble fir, Scotch pine, Colorado blue spruce, and similar species. Apply high rate to areas with high mite infestation and areas which historically have had high mite infestations. Also use the higher rate range for larger trees. See COMPATIBILITIES section.
	Ground Application: Apply in 20 - 200 gallons total volume per acre. Adjust gallonage to obtain thorough coverage depending upon tree size, mite population and equipment design.		
	Aerial Application: Apply in 10 - 20 gallons total volume per acre. For aerial applications use a minimum of 30 p.s.i. For better coverage, use 1/2 the recommended rate/acre and fly over treated areas twice at right angles to each other.		
CONIFER RESTRICTIONS: Do not make more than 3 applications per season; the minimal spray interval is 28 days. The Restricted Entry Interval (REI) is 14 days. See AGRICULTURAL USE REQUIREMENTS for general REI exemptions. There is no exception allowed for hand weeding or thinning.			

CHEMIGATION USE PRECAUTIONS FOR CORN AND POTATOES

- A. Apply this product only through sprinkler systems, including center pivot, lateral move, end tow, side (wheel) roll, traveler, big gun, solid set, or hand move irrigation systems. Do not apply this product through any other type of irrigation system.
- B. Crop injury, lack of effectiveness, or illegal pesticide residues in the crop can result from nonuniform distribution of treated water.
- C. If you have questions about calibration, you should contact State Extension Service specialists, equipment manufacturers or other experts.
- D. Do not connect an irrigation system (including greenhouse systems) used for pesticide application to a public water system unless the pesticide label prescribed safety devices for public water systems are in place.
- E. A person knowledgeable of the chemigation system and responsible for its operation, or under the supervision of the responsible person, shall shut the system down and make the necessary adjustments should the need arise.
- F. The system must contain a functional check valve, vacuum relief valve, and low pressure drain appropriately located on the irrigation pipeline to prevent water source contamination from backflow.
- G. The pesticide injection pipeline must contain a functional, automatic, quick-closing check valve to prevent the flow of fluid back toward the injection pump.
- H. The pesticide injection pipeline must also contain a functional, normally closed, solenoid-operated valve located on the intake side of the injection pump and connected to the system interlock to prevent fluid from being drawn from the supply tank when the irrigation system is either automatically or manually shut down.
- I. The system must contain functional interlocking controls to automatically shut off the pesticide injection pump when the water pump motor stops.
- J. The irrigation line or water pump must include a functional pressure switch which will stop the water pump motor when the water pressure decreases to the point where pesticide distribution is adversely affected.
- K. Systems must use a metering pump, such as a positive displacement injection pump (e.g., diaphragm pump) effectively designed and constructed of materials that are compatible with pesticides and capable of being fitted with a system interlock.

- L. Do not apply when wind speed favors drift beyond the area intended for treatment.
- M. Constant agitation must be maintained in the chemical supply tank during the entire period of insecticide application.
- N. Inject the product with a positive replacement pump into the main line ahead of a right angle turn, to insure adequate mixing.
- O. Application of more than label recommended quantities of irrigation water per acre may result in decreased product performance by removing the chemical from the zone of effectiveness.
- P. Do not apply when system connections or fittings leak, when nozzles do not provide uniform distribution or when lines containing the product must be dismantled and drained.
- Q. Greater accuracy in calibration and distribution will be achieved by injecting a larger volume of more dilute mixture per hour. Pesticide should be applied continuously for the duration of the water addition.
- R. Where sprinkler irrigation patterns do not overlap sufficiently unacceptable mite control may result. Where sprinkler distribution patterns overlap excessively crop injury may result.
- S. Check with state lead agencies for state specific chemigation requirements.

IMPORTANT NOTICE—Seller warrants that this product conforms to its chemical description and is reasonably fit for the purposes stated on the label when used in accordance with the directions and instructions specified on the label under normal conditions of use, but neither this warranty nor any other warranty of merchantability or fitness for a particular purpose, expressed or implied, extends to the use of this product, contrary to label instructions, or under conditions not reasonably foreseeable to seller, and to the extent consistent with applicable law, the buyer assumes the risk of any such use.

®COMITE is a Registered Trademark of Chemtura Corporation. Chemtura AgroSolutions™ is a Trademark of Chemtura Corporation ©Copyright 2010, Chemtura Corporation