

D

PETTIT

marine  paint

UNEPOXY

ANTI FOULING

1320 GREEN

TROPIC FORMULA.

32 FL. OZ. (1 QT.) 946 mL

KEEP OUT OF REACH OF CHILDREN.

DANGER! SEE SIDE PANEL FOR
ADDITIONAL PRECAUTIONARY STATEMENTS.

54.0%	Cuprous Oxide
23.2	Aromatic Hydrocarbons
7.3	Titanium Dioxide
6.0	Resin
5.0	Epoxy Acrylic Ester
2.5	Phthalocyanine Green
1.0	Chrome Yellow
1.0	Bis (Tributyltin) Oxide
100.0%	Active Ingredients
54.0%	Cuprous Oxide
1.0	Bis (Tributyltin) Oxide
45.0	Inert Ingredients
100.0%	

This product contains petroleum distillates.

PETTIT PAINT CO., INC.

BOROUGH OF ROCKY HAVEN

PETTIT

marine  paint

UNEPOXY

ANTI FOULING
1320 GREEN
TROPIC FORMULA.

54.0% Cuprous Oxide
 23.2 Aromatic Hydrocarbons
 7.3 Titanium Dioxide
 6.0 Resin
 5.0 Epoxy Acrylic Ester
 2.5 Phthalocyanine Green
 1.0 Chrome Yellow
 1.0 Bis (Tributyltin) Oxide
 100.0%
 Active Ingredients
 54.0% Cuprous Oxide
 1.0 Bis (Tributyltin) Oxide
 45.0 Inert Ingredients
 100.0%
 COPPER AS METALIC 48.00%

This product contains petroleum distillates.

1 QT.) 946 ml
 KEEP OUT OF REACH OF CHILDREN.
DANGER! SEE SIDE PANEL FOR ADDITIONAL PRECAUTIONARY STATEMENTS.

PETTIT PAINT CO., INC.

BOROUGH OF ROCKAWAY, N.J. 07866 - SPRING VALLEY, CALIF. 92077

PRECAUTIONARY STATEMENTS
HAZARDS TO HUMANS AND DOMESTIC ANIMALS
DANGER

Corrosive. Causes skin burns. Wear protective clothing such as gloves, long-sleeved cotton shirt, long pants, and hat. Causes eye irritation. May be fatal if swallowed. Harmful if absorbed through skin or inhaled. This product may be a dermal sensitizer. Avoid contact with skin, eyes, or clothing. Avoid breathing vapor; spray mist; dust or chips from sanding. Wash thoroughly with soap and water after handling and before eating or smoking. Use with adequate ventilation.

PRACTICAL TREATMENT

If swallowed: Drink promptly a large quantity of milk, egg whites, gelatin solution or, if these are not available, drink large quantities of water. Avoid alcohol. Get medical attention.

NOTE TO PHYSICIAN: Probably mucosal damage may contraindicate the use of gastric lavage.

If on skin: Wash with plenty of soap and water. Get medical attention.

If in eyes: Flush with plenty of water. Get medical attention if irritation persists.

ENVIRONMENTAL HAZARD



"This material is toxic to fish. Do not apply directly to water by cleaning of equipment or disposal of wastes. Do not allow chips and dust generated during paint removal to enter water. Dispose of paint debris in an approved landfill."

PHYSICAL OR CHEMICAL HAZARD

COMBUSTIBLE! Do not use or store near heat or open flame.

(continued on right hand panel)

BEST



LE

(continued from left hand panel)

DIRECTIONS FOR USE

It is a violation of federal law to use this product in a manner inconsistent with its labeling.

NOTE - When product is used in confined areas or applied by spraying, wear a respirator jointly approved by the Mining Enforcement and Safety Administration (formerly the U.S. Bureau of Mines) and by the National Institute for Occupational Safety and Health under the provisions of 30 CFR 11.

GENERAL DESCRIPTION

The epoxy, is an anti-fouling protective coating resistant to algae, barnacles and other marine fouling.

STORAGE & DISPOSAL



Pesticide, spray mixture, or rinse water that cannot be used according to label instructions must be disposed of according to Federal or approved state procedures under Subtitle C of the Resource Conservation and Recovery Act.

Container Disposal

Triple rinse (or equivalent). Then offer for recycling or reconditioning, or puncture and dispose of in a sanitary landfill, or by other approved state and local procedures.

E.P.A. REG. NO.390-23
E.P.A. EST. NO.390-NJ-1

BEST DOCUMENT AVAILABLE



E

UNEPOXY

PRODUCT DESCRIPTION: Unepoxy antifouling is a hard protective paint for use on boat bottoms. It can be applied over most aged hard antifouling coatings. Old soft antifouling paints should be removed for best adhesion.

PREPARATION OF SURFACE: The surface to be painted should be dry, clean, and oil free. It should be properly prepared by solvent cleaning and/or sanding before any primers or paints are applied. Follow the recommended systems below. When sanding old antifouling paint, use a face mask to prevent the inhalation of sanding dust.

APPLICATION AND TEMPERATURE: Unepoxy can be applied by brush, roller or spray. The work should be done between 9:00 a.m. and 4:00 p.m. under good drying conditions. The temperature range of application is 40° to 90° F. Two coats should be applied for best antifouling protection.

PREPARATION OF PAINT: Unepoxy is heavily loaded with cuprous oxide. As a result of this loading there is a tendency for settling to occur especially if the paint has been on the shelf for several months. It is necessary to thoroughly mix the paint before using. If possible shake the can of paint on a mechanical paint shaker. Before using check the sides and bottom of the can to make sure all the pigment has been mixed in. If mixing is going to be done with a wooden paddle or an electric drill mixer, pour off half of the liquid from the top of the can into another can and then properly mix in any settled pigment; then remix the two parts together thoroughly.

THINNER: Use Pettit's 12120 Brushing Thinner for thinning the Unepoxy on a warm windy day or for cleaning up equipment. Do not over thin Unepoxy or inadequate paint application will occur. Use Pettit 12121 Spraying Thinner for spray application.

DRY TIMES: Let the first coat of Unepoxy dry between two to four hours minimum before applying the second coat. After the second coat is applied, let the paint dry at least eight hours or preferably overnight before immersing the boat. Under adverse drying conditions let the boat dry overnight to make sure all the solvent is out of the paint film. Maximum immersion time is two months.

COVERAGE: Unepoxy covers approximately 400 square feet per gallon.

MAINTENANCE OF ANTIFOULING PAINT: No antifouling paint can be effective under all conditions of exposure. Manmade pollution and natural occurrences can adversely affect antifouling paint performance. Extreme hot and cold water temperatures, silt, dirt, oil, brackish water, and even electrolysis can ruin an antifouling paint. Therefore, we strongly suggest that the boat be checked several times a month to make sure it is clean and that no growth is occurring. Lightly scrub the bottom with a soft brush to remove anything from the antifouling paint surface.

PAINT SYSTEMS **BEST DOCUMENT AVAILABLE**

FIBERGLASS: Wash the fiberglass with Pettit's 12120 Brushing Thinner or 15095 Dewaxer to remove parting agent, grease, and dirt. Sand thoroughly with 80-120 grit sandpaper to dull the glossy fiberglass surface. Rewash the sanded surface and then apply two coats of Unepoxy. To skip the sanding operation after the hull has been washed, apply a coat of Pettit's 6004 Skip Sand primer. Then apply two coats of Unepoxy.

REGISTERED GELCOTE: Remove all antifouling paint by sanding or using Pettit's 9030 Fiberglass Paint & Varnish Remover. Sand the gelcote and fill any voids with Pettit's 7190 Polyester Mender. Sand smooth, apply a coat of Pettit's 169 Polyoxo Undercoater/4027 Polyoxo Brush Hardener. Let dry 24 hours minimum, sand lightly and then apply two coats of Unepoxy.

