



UNITED STATES ENVIRONMENTAL PROTECTION AGENCY
WASHINGTON, DC 20460

OFFICE OF CHEMICAL SAFETY
AND POLLUTION PREVENTION

October 16, 2017

Rebecca M. Ashley
U.S. Registration Manager
E.I. du Pont de Nemours & Company
974 Centre Road
Wilmington, DE 19805

Subject: Registration Amendment – Label Amendment to Change Directions for Use and additional Terms and Conditions to the Registration as Registered on February 7, 2017 for Use on Dicamba-tolerant Cotton and Dicamba-tolerant Soybeans
Product Name: DuPont FeXapan Herbicide (Alt Brand Name: DuPont FeXaPan™ Herbicide plus VaporGrip™ Technology)
EPA Registration Number: 352-913
Application Date: October 13, 2017
Decision Number: 534714

Dear Ms. Ashley,

In response to the high number of crop damage incidents reported to EPA since June 2017, DuPont submitted a label amendment to change the directions for use on its product as well as a request to amend its registration to include additional terms and conditions. EPA approves the labeling proposed by DuPont as well as the additional terms and conditions of registration. EPA has determined that the DuPont FeXapan Herbicide (EPA reg. no. 352-913) labeling and registration continue to meet the standard of registration with the requested amendment as it did on February 7, 2017 when EPA registered these new uses. The amendment approved through this letter includes additional restrictions further minimizing off-field movement of the active ingredient dicamba and do not affect the conclusions in the supporting assessment of risk. EPA accordingly continues to rely on all the assessments that supported the new uses, and therefore does not require a revised endangered species effects determination, nor any other new risk assessment. This approval contains registration terms and conditions that are in addition to the conditions set forth in the new use approval granted on February 7, 2017. These terms and conditions do not supersede any conditions that were previously imposed on this registration. Therefore, DuPont continues to be subject to existing conditions on its registration and any deadlines connected with them, including but not limited to the automatic expiration date of February 7, 2017. The amended label referred to above, submitted in connection with registration under the Federal Insecticide, Fungicide and Rodenticide Act, as amended, is acceptable under FIFRA Section 3(c)(7)(B) subject to the following additional terms and conditions to ensure that the new labeling is provided at the point of sale for the 2018 use season:

1. Immediately, for product currently in retail inventories, in the distribution chain (packaged and released for shipment), and product that will be manufactured before new glossy label booklets are available will be relabeled with a Sticker and a New Label.
 - Sticker will contain the following information:
 - “Restricted Use Pesticide”
 - “Product cannot be used if user does not possess new label(ing) that can be found at www.fexapanapplicationrequirements.dupont.com; and
 - “User must comply in all respects with new label(ing), regardless of any contrary language on existing label.”
 - New label will be provided to accompany each stickered product as well as publication to DuPont’s website www.fexapanapplicationrequirements.dupont.com.
2. The next label printing of this product, which should occur as soon as practicable, must use this approved labeling unless subsequent changes have been approved. You must submit one copy of the final printed labeling before you release the product for shipment with the new labeling. After the next printing, you may only distribute or sell this product if it bears this new revised labeling or subsequently approved labeling. “To distribute or sell” is defined under FIFRA section 2(gg) and its implementing regulation at 40 CFR 152.3. In order to assure the new labeling is implemented for use in the 2018 application season, the appended terms and conditions (listed here) have been added to the existing terms and conditions of this registration. DuPont, the registrant, will:
 - As soon as new printed labeling become available, affix the new labeling to DuPont™ FeXapan™ herbicide Plus VaporGrip™ Technology products at the time of manufacture in registered facilities.
 - Notify EPA, within one week of the new printed labeling becoming available, of the date the labeling became available. All product manufactured after the new printed labeling is available must contain the new label.
 - For other DuPont™ FeXapan™ herbicide Plus VaporGrip™ Technology products – whether in retail inventories, in the distribution chain, or for which manufacturing will occur before new printed labeling becomes available – produce and distribute sufficient quantities of stickers and new paper labels to update product (recognizing that stickering must occur in a registered establishment).
 - Inform retailers of the need to sticker and supply new labels for products currently in inventory and products received with the former label as well as provide specific instructions to the retailers that are registered establishments on how to affix the sticker on the label and provide the new paper label at time of purchase.
 - Inform retailers that are not yet EPA registered establishments about the importance of stickering the products currently in their inventory and products received with the former label and that stickering and providing the new labels can only occur in an EPA registered establishment; inform retailers of the process

for establishment registration and reporting; communicate that retailers should not sell product until stickering is appropriately conducted.

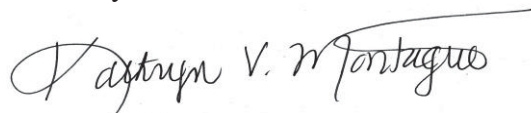
- Inform retailers who do not intend to become registered establishments the importance of the new labeling and to contact DuPont immediately, so that DuPont can reclaim the retailer inventory and provide replacement product with labeling updated in a registered establishment. Communicate that retailers should not sell product until stickering is appropriately conducted.
- Provide a copy to EPA of the communications used to inform retailers and others as described above.
- Provide access to new label through an internet webpage located at www.fexapanapplicationrequirements.dupont.com.

Please be aware that by adding/retaining a reference to the company's website on your label, the website becomes labeling under the Federal Insecticide Fungicide and Rodenticide Act and is subject to review by the Agency. If the website is false or misleading, the product would be misbranded and unlawful to sell or distribute under FIFRA section 12(a)(1)(E). 40 CFR 156.10(a)(5) list examples of statements EPA may consider false or misleading. In addition, regardless of whether a website is referenced on your product's label, claims made on the website may not substantially differ from those claims approved through the registration process. Therefore, should the Agency find or if it is brought to our attention that a website contains false or misleading statements or claims substantially differing from the EPA approved registration, the website will be referred to the EPA's Office of Enforcement and Compliance.

A stamped copy of your labeling is enclosed for your records. This labeling supersedes all previously accepted labeling including all supplemental labels. The new labeling and terms and conditions of registration are hereby granted. As with the February 7, 2017 new use approvals for use DuPont FeXapan Herbicide with VaporGrip™ Technology on dicamba-tolerant cotton and dicamba-tolerant soybeans, if these conditions are not complied with, the registration will be subject to cancellation in accordance with FIFRA section 6.

If you have any questions, please contact me by phone at 703-305-1243, or via email at montague.kathryn@epa.gov.

Sincerely,



Kathryn Montague, Product Manager 23
Herbicide Branch
Registration Division (7505P)
Office of Pesticide Programs

Enclosure(s)

RESTRICTED USE PESTICIDE

For retail sale to and use only by Certified Applicators or persons under their direct supervision and only for those uses covered by the Certified Applicator's certification.

This labeling expires on 11/09/2018, unless the U.S. EPA determines before that date that off-site incidents are not occurring at unacceptable frequencies or levels. Do not use or distribute this product after 11/09/2018, unless you visit www.fexapanapplicationrequirements.dupont.com and can verify that EPA has amended this expiration date.



DuPont™ FeXapan™ herbicide Plus VaporGrip® Technology

ACCEPTED
10/16/2017
Under the Federal Insecticide, Fungicide, and Rodenticide Act as amended, this pesticide registered under EPA Reg. No. 352-913

GROUP

4

HERBICIDE

For weed control in asparagus, conservation reserve programs, corn, cotton, fallow croplands, general farmstead (noncropland), sorghum, grass grown for seed, hay, proso millet, pasture, rangeland, small grains, sod farms and farmstead turf, soybean, sugarcane, cotton with XtendFlex Technology, and Roundup Ready 2 Xtend Soybean.

This label supersedes any previously issued labeling for this product, including previously issued supplemental labeling.

DuPont™ FeXapan™ herbicide Plus VaporGrip® Technology is approved by U.S. EPA for all uses specified on this label in the following states, subject to county restriction as noted: Alabama, Arkansas, Arizona, Colorado, Delaware, Florida (excluding Palm Beach County), Georgia, Illinois, Indiana, Iowa, Kansas, Kentucky, Louisiana, Maryland, Michigan, Minnesota, Mississippi, Missouri, Nebraska, New Jersey, New Mexico, New York, North Carolina, North Dakota, Oklahoma, Ohio, Pennsylvania, South Carolina, South Dakota, Tennessee (excluding Wilson County), Texas, Virginia, West Virginia, Wisconsin.

Check the registration status of each product in each state before using.

Active Ingredient	By Weight
Diglycolamine salt of dicamba (3,6-dichloro-o-anisic acid)*	42.8%
Other Ingredients	57.2%
TOTAL	100.0%

* contains 29.0%, 3,6-dichloro-o-anisic acid (2.9 pounds acid equivalent per U.S. gallon or 350 grams per liter).

EPA Reg. No. 352-913

EPA Est. No. _____

Nonrefillable Container

Net: _____

OR

Refillable Container

Net: _____

KEEP OUT OF REACH OF CHILDREN CAUTION

Si usted no entiende la etiqueta, busque a alguien para que se la explique a usted en detalle. (If you do not understand this label, find someone to explain it to you in detail.)

Causes moderate eye irritation. Avoid contact with eyes or clothing. Wash thoroughly with soap and water after handling and before eating, drinking, chewing gum, using tobacco or using the toilet.

FIRST AID

IF IN EYES: Hold eye open and rinse slowly and gently with water for 15-20 minutes. Remove contact lenses, if present, after the first 5 minutes, then continue rinsing eye. Call a poison control center or doctor for treatment advice.

IF SWALLOWED: Call a poison control center or doctor immediately for treatment advice. Have person sip a glass of water if able to swallow. Do not induce vomiting unless told to do so by a poison control center or doctor. Do not give anything by mouth to an unconscious person.

IF ON SKIN OR CLOTHING: Take off contaminated clothing. Rinse skin immediately with plenty of water for 15 to 20 minutes.

Have the product container or label with you when calling a poison control center or doctor, or going for treatment. You may also contact 1-800-441-3637 for emergency medical treatment information.

PRECAUTIONARY STATEMENTS HAZARDS TO HUMANS AND DOMESTIC ANIMALS

Causes moderate eye irritation. Avoid contact with eyes or clothing. Wash thoroughly with soap and water after handling and before eating, drinking, chewing gum, using tobacco or using the toilet.

USER SAFETY RECOMMENDATIONS

Users should: Wash hands before eating, drinking, chewing gum, using tobacco or using the toilet. Remove clothing/PPE immediately if pesticide gets inside. Then wash thoroughly and put on clean clothing. Remove PPE immediately after handling this product. Wash the outside of gloves before removing. As soon as possible, wash thoroughly and change into clean clothing.

PERSONAL PROTECTIVE EQUIPMENT (PPE)

All mixers, loaders, applicators and other handlers must wear:

- Long-sleeved shirt and long pants
- Waterproof gloves
- Shoes plus socks.

See "Engineering Controls Statement" for additional requirements.

Follow the manufacturer's instructions for cleaning and maintaining PPE. If no such instructions for washables exist, use detergent and hot water. Keep and wash PPE separately from other laundry.

Engineering Control Statement: When handlers use closed systems, or enclosed cabs in a manner that meets the requirements listed in the Worker Protection Standard (WPS) for agricultural pesticides [40 CFR 170.240 (d) (4-6)], the handler PPE requirements may be reduced or modified as specified in the WPS.

IMPORTANT: When reduced PPE is worn because a closed system is being used, handlers must be provided all PPE specified above for "all mixers, loaders, applicators and other handlers" and have such PPE immediately available for use in an emergency, such as a spill or equipment breakdown.

ENVIRONMENTAL HAZARDS

Do not apply directly to water, or to areas where surface water is present or to intertidal areas below the mean high water mark. Do not contaminate water when disposing of equipment washwaters or rinsate. Apply this product only as directed on the label.

This chemical is known to leach through soil into ground water under certain conditions as a result of agricultural use. Use of this chemical in areas where soils are permeable, particularly where the water table is shallow, may result in ground water contamination.

GROUND AND SURFACE WATER PROTECTION

Point source contamination - To prevent point source contamination, do not mix or load this pesticide product within 50 feet of wells (including abandoned wells and drainage wells), sink holes, perennial or intermittent streams and rivers, and natural or impounded lakes and reservoirs. Do not apply pesticide product within 50 feet of wells. This setback does not apply to properly capped or plugged abandoned wells and does not apply to impervious pad or properly diked mixing/loading areas as described below.

Mixing, loading, rinsing, or washing operations performed within 50 feet of a well are allowed only when conducted on an impervious pad constructed to withstand the weight of the heaviest load that may be on or move across the pad. The pad must be self-contained to prevent surface water flow over or from the pad. The pad capacity must be maintained at 110% that of the largest pesticide container or application equipment used on the pad and have sufficient capacity to contain all product spills, equipment or container leaks, equipment wash waters, and rainwater that may fall on the pad. The containment capacity does not apply to vehicles delivering pesticide shipments to the mixing/loading site. States may have in effect additional requirements regarding wellhead setbacks and operational containment.

Care must be taken when using this product to prevent: a) back siphoning into wells, b) spills or c) improper disposal of excess pesticide, spray mixtures or rinsates. Check valves or anti-siphoning devices must be used on all mixing equipment.

Movement by surface runoff or through soil - Do not apply under conditions which favor runoff. Do not apply to impervious substrates such as paved or highly compacted surfaces in areas with high potential for ground water contamination. Ground water contamination may occur in areas where soils are permeable or coarse and ground water is near the surface. Do not apply to soils classified as sand with less than 3% organic matter and where ground water depth is shallow. To minimize the possibility of ground water contamination, carefully follow application rate instructions as affected by soil type in the Crop Specific Information section of this label.

Movement by water erosion of treated soil - Do not apply or incorporate this product through any type of irrigation equipment nor by flood or furrow irrigation. Ensure treated areas have received at least one-half inch rainfall (or irrigation) before using tailwater for subsequent irrigation of other fields.

Endangered Species Concerns - The use of any pesticide in a manner that may kill or otherwise harm an endangered species or adversely modify their habitat is a violation of federal law.

PHYSICAL OR CHEMICAL HAZARDS

Do not store or heat near oxidizing agents, hazardous chemical reaction may occur.

DIRECTIONS FOR USE

It is a violation of Federal law to use this product in any manner inconsistent with its labeling. This product can only be used in accordance with the Directions for Use on this label. This labeling must be in the user's possession during application.

Do not apply this product in a way that will contact workers or other persons, either directly or through drift. Only protected handlers may be in the area during application. For any requirements specific to your State or Tribe, consult the agency responsible for pesticide regulations.

This is a restricted use pesticide.

TRAINING

Prior to applying this product in the 2018 growing season and each growing season thereafter, applicator(s) must complete dicamba or auxin-specific training. If training is available and required by the state where the applicator intends to apply this product, the applicator must complete that training. If the state where the application is intended does not require auxin or dicamba-specific training, then the applicator must complete dicamba or auxin-specific training provided by one of the following sources: a) a registrant of a dicamba product approved for in-crop use with dicamba-tolerant crops, or b) a state or state-authorized provider.

RECORD KEEPING

Record keeping is required for applications of this product. **The certified applicator must keep the following records for a period of two years;** records must be generated as soon as practical but no later than 14 days after application and a record must be kept for each application of DuPont™ FeXapan™ herbicide Plus VaporGrip® Technology. Records must be made available to State Pesticide Control Official(s), USDA, and EPA upon request. An example form summarizing record keeping requirements can be found on www.fexapanapplicationrequirements.dupont.com.

1. Applicator must record the items required by 7 CFR Part 110 (RECORDKEEPING ON RESTRICTED USE PESTICIDES BY CERTIFIED APPLICATORS) including:
 - a. The brand or product name
 - b. The EPA registration number
 - c. The total amount applied
 - d. The month, day, and year
 - e. The location of the application
 - f. The crop, commodity, stored product, or site
 - g. The size of treated area
 - h. The name of the certified applicator
 - i. The certification number of the certified applicator
2. Training: Date and provider of required training completed and proof of completion.
3. Receipts of Purchase: Receipts or copies for the purchase of this product.
4. Product Label: A copy of this product label, and any state special local needs label that supplements this label.
5. Buffer Requirement: Record the buffer distance calculation and any areas included within the buffer distance calculations as allowed in the BUFFER REQUIREMENT section of this label.
6. Susceptible Crops Awareness: Record that a sensitive crop registry was consulted; or document surveying neighboring fields for any susceptible crops prior to application. At a minimum, records must include the name of the sensitive crop registry and the date it was consulted or the survey of neighboring fields and the date conducted (see the SUSCEPTIBLE CROPS section of this label for additional information).
7. Start and Finish Times of Each Application: Record of the time at which the application started and the time when the application finished.
8. Application Timing: Record the type of application (for example: pre-emergence, post-emergence) and number of days after planting if post-emergence.
9. Air Temperature: Record of the air temperature in degrees Fahrenheit at the start and completion of each application.
10. Wind Speed and Direction: Record of the wind speed and direction (the direction from which the wind is blowing) at boom height at the start and completion of each application of this product (See the SPRAYER SETUP section of this label for information on wind speed).
11. Nozzle and Pressure: Record of the spray nozzle manufacturer/brand, type, orifice size, and operating pressure used during each application of this product (See the SPRAYER SETUP section of this label for information on nozzles and pressures.)
12. Tank Mix Products: Record of the brand names and EPA registration numbers (if available) for all products (pesticides, adjuvants, and other products) that were tank mixed with this product for each application (See the TANK MIXING INSTRUCTIONS section of this label for more information on tank mixing.)
13. Spray System Cleanout: Record of compliance with the section of this label titled PROPER SPRAY SYSTEM EQUIPMENT CLEANOUT. At a minimum, records must include the confirmation that the spray system was clean before using this product

and that the post-application cleanout was completed in accordance with PROPER SPRAY SYSTEM EQUIPMENT CLEANOUT section of this label.

AGRICULTURAL USE REQUIREMENTS

Use this product only in accordance with its labeling and with the Worker Protection Standard, 40 CFR Part 170. This standard contains requirements for the protection of agricultural workers on farms, forests, nurseries, and greenhouses, and handlers of agricultural pesticides. It contains requirements for training, decontamination, notification, and emergency assistance. It also contains specific instructions and exceptions pertaining to the statements on this label about Personal Protective Equipment (PPE), and restricted-entry intervals. The requirements in this box only apply to uses of this product that are covered by the WPS.

Do not enter or allow worker entry into treated areas during the restricted-entry interval (REI) of 24 hours.

PPE required for early entry to treated areas that is permitted under the Worker Protection Standard and that involves contact with anything that has been treated, such as, plants, soil, or water is:

- Coveralls worn over short-sleeved shirt and short pants
- Chemical-resistant footwear plus socks
- Waterproof gloves
- Chemical-resistant headgear for overhead exposure
- Protective eyewear

NON-AGRICULTURAL USE REQUIREMENTS

The requirements in this box apply to uses of this product that are NOT within the scope of the Worker Protection Standard for agricultural pesticides (40 CFR Part 170). The WPS applies when this product is used to produce agricultural plants on farms, forests, nurseries, or greenhouses.

Do not enter or allow people (or pets) to enter the treated area until sprays have dried. Do not apply this product in a way that will contact workers or other persons, either directly or through drift. Do not enter or allow other people or pets to enter until sprays have dried.

PRODUCT INFORMATION

DuPont™ FeXapan™ herbicide Plus VaporGrip® Technology is approved by U.S. EPA for all uses specified on this label in the following states, subject to county restriction as noted: Alabama, Arkansas, Arizona, Colorado, Delaware, Florida (excluding Palm Beach County), Georgia, Illinois, Indiana, Iowa, Kansas, Kentucky, Louisiana, Maryland, Michigan, Minnesota, Mississippi, Missouri, Nebraska, New Jersey, New Mexico, New York, North Carolina, North Dakota, Oklahoma, Ohio, Pennsylvania, South Carolina, South Dakota, Tennessee (excluding Wilson County), Texas, Virginia, West Virginia, Wisconsin.

Additional state restrictions and requirements may apply. The applicator must comply with any additional state requirements and restrictions.

This product is a water-soluble formulation intended for control and suppression of many annual, biennial, and perennial broadleaf weeds, as well as woody brush and vines listed in the WEEDS CONTROLLED section of this label. This product may be used for control of these weeds in asparagus, corn, cotton, conservation reserve programs, fallow cropland, grass grown for seed, hay, proso millet, pasture, rangeland, general farmstead (noncropland), small grains, sod farms and farmstead turf, sorghum, soybean, and sugarcane, Cotton with XtendFlex Technology and Roundup Ready 2 Xtend Soybean.

DuPont™ FeXapan™ herbicide Plus VaporGrip® Technology is a contact, systemic herbicide which can have moderate residual control on small seeded broadleaf weeds, including waterhemp, lambsquarters and Palmer pigweed, depending on rainfall and soil type.

DuPont™ FeXapan™ herbicide Plus VaporGrip® Technology is readily absorbed by plants through shoot and root uptake, translocates throughout the plant's system, and accumulates in areas of active growth. DuPont™ FeXapan™ herbicide Plus VaporGrip® Technology interferes with the plant's growth hormones (auxins) resulting in death of many broadleaf weeds.

Failure to properly clean the entire spray system can result in inadvertent contamination of the spray system. You must ensure that the spray system used to apply this product is clean before using this product.

Rainfast period: Rainfall or irrigation occurring within 4 hours after postemergence applications may reduce the effectiveness of this product.

Refer to the CROP-SPECIFIC INFORMATION and CROPS WITH XTEND TECHNOLOGY sections for application timing and other crop-specific details.

RESTRICTIONS

The applicator must read the entire label, including product labeling and follow all restrictions for DuPont™ FeXapan™ herbicide Plus VaporGrip® Technology. Restrictions included, but are not limited to:

- DO NOT APPLY THIS PRODUCT AERIALY.
- DO NOT TANK MIX WITH PRODUCTS CONTAINING AMMONIUM SALTS SUCH AS AMMONIUM SULFATE (AMS) AND UREA AMMONIUM NITRATE. Small quantities of AMS can greatly increase the volatility potential of dicamba. Read the TANK MIXING instructions section of this label for instructions regarding other tank mix products.
- DO NOT APPLY TO CROPS UNDER STRESS DUE TO LACK OF MOISTURE, HAIL DAMAGE, FLOODING, HERBICIDE INJURY, MECHANICAL INJURY, INSECTS OR WIDELY FLUCTUATING TEMPERATURES AS INJURY MAY RESULT.
- DO NOT APPLY THROUGH ANY TYPE OF IRRIGATION EQUIPMENT. DO NOT TREAT IRRIGATION DITCHES OR WATER USED FOR CROP IRRIGATION OR DOMESTIC PURPOSES..
- DO NOT MAKE APPLICATION OF THIS PRODUCT IF RAIN IS EXPECTED IN THE NEXT 24 HOURS.

Review the entire label including, specific crop use direction sections for additional restrictions.

WEED RESISTANCE MANAGEMENT

GROUP	4	HERBICIDE
-------	---	-----------

Dicamba mimics auxin (a plant hormone) resulting in a hormone imbalance in susceptible plants that interferes with normal cell division, cell enlargement, and protein synthesis. Dicamba active ingredient is a Group 4 herbicide based on the mode of action classification system of the Weed Science Society of America. Any weed population can contain plants naturally resistant to Group 4 herbicides. Weed species resistant to Group 4 herbicides can be effectively managed utilizing another herbicide from a different Group, or by using other cultural or mechanical practices.

Weed Management Practices

Certain agronomic practices can delay or reduce the likelihood that resistant weed populations will develop and can be utilized to manage weed resistance once it occurs.

Do not use less than the labeled rate of this product in a single application. Using the appropriate application rate can minimize the selection for resistant weeds.

Proactively implementing diversified weed control strategies to minimize selection for weed populations resistant to one or more herbicides is a best practice. A diversified weed management program may include the use of multiple herbicides with different sites of action and overlapping weed spectrum with or without tillage operations and/or other cultural practices. Research has demonstrated that using the labeled rate and directions for use is important to delay the selection for resistance.

The continued effectiveness of this product depends on the successful implementation of a weed resistance management program.

To aid in the prevention of developing weeds resistant to this product:

- Scout fields before application to ensure herbicides and rates will be appropriate for the weed species and weed sizes present.
- Start with a clean field, using either a burndown herbicide application or tillage.
- Control weeds early when they are relatively small (less than 4 inches).
- Apply full rates of DuPont™ FeXapan™ herbicide Plus VaporGrip® Technology for the most difficult to control weed in the field at the specified time (correct weed size) to minimize weed escapes.
- Avoid tank mixtures with other herbicides that reduce the efficacy of this product (through antagonism), or with ones that encourage application rates of this product below those specified on this label.
- Scout fields after application to detect weed escapes or shifts in weed species.
- Control weed escapes before they reproduce by seed or proliferate vegetatively.
- Report any incidence of non-performance of this product against a particular weed to your DuPont representative, local retailer, or county extension agent.
- If resistance is suspected, treat weed escapes with an herbicide having a site of action other than Group 4 and/or use non-chemical methods to remove escapes, as practical, with the goal of preventing further seed production.

Additionally, users should follow as many of the following herbicide resistance management practices as is practical:

- Use a broad spectrum soil-applied herbicide with other sites of action as a foundation in a weed control program.

- Utilize sequential applications of herbicides with alternative sites of action.
- Rotate the use of this product with non-Group 4 herbicides.
- Avoid making more than two applications of dicamba and any other Group 4 herbicides within a single growing season unless mixed with an herbicide with a different mechanism of action with an overlapping spectrum for the difficult to control weeds.
- Incorporate non-chemical weed control practices, such as mechanical cultivation, crop rotation, cover crops and weed-free crop seeds, as part of an integrated weed control program.
- Use good agronomic principles that enhance crop development and crop competitiveness.
- Thoroughly clean plant residues from equipment before leaving fields suspected to contain resistant weeds.
- Manage weeds in and around fields, during and after harvest to reduce weed seed production.

Contact the local agricultural extension service, DuPont representative, agricultural retailer or crop consultant for further guidance on weed control practices as needed.

Management of Dicamba-Resistant Biotypes

Appropriate testing is critical in order to determine if a weed is resistant to dicamba. Contact your DuPont representative to determine if resistance in any particular weed biotype has been confirmed in your area, or visit on the Internet www.weedscience.org.

DuPont is not responsible for any losses that result from the failure of this product to control dicamba-resistant weed biotypes.

The following good agronomic practices can reduce the spread of confirmed dicamba-resistant biotypes:

- If a naturally occurring resistant biotype is present in your field, this product may be tank-mixed or applied sequentially with an appropriately labeled herbicide with a different mode of action to achieve control.
- Cultural and mechanical control practices (e.g., crop rotation or tillage) can also be used as appropriate.
- Scout treated fields after herbicide application and control weed escapes, including resistant biotypes, before they set seed.
- Thoroughly clean equipment before leaving fields known to contain resistant biotypes.

INTEGRATED PEST MANAGEMENT

This product may be used as part of an Integrated Pest Management (IPM) program that can include biological, cultural, and genetic practices aimed at preventing economic pest damage. IPM principles and practices include field scouting or other detection methods, correct target pest identification, population monitoring, and treating when target pest populations reach locally determined action thresholds. Consult your state cooperative extension service, professional consultants or other qualified authorities to determine appropriate action treatment threshold levels for treating specific pest/crop systems in your area

TANK MIXING INSTRUCTIONS

DuPont™ FeXapan™ herbicide Plus VaporGrip® Technology may only be tank-mixed with products that have been tested and found not to adversely affect the offsite movement potential of DuPont™ FeXapan™ herbicide Plus VaporGrip® Technology. A list of those products may be found at www.fexapanapplicationrequirements.dupont.com

The applicator must check the list of tested products found not to adversely affect the offsite movement potential of DuPont™ FeXapan™ herbicide Plus VaporGrip® Technology at www.fexapanapplicationrequirements.dupont.com no more than 7 days before applying DuPont™ FeXapan™ herbicide Plus VaporGrip® Technology.

DO NOT tank mix any product with DuPont™ FeXapan™ herbicide Plus VaporGrip® Technology unless:

1. The intended tank-mix product is identified on the list of tested products;
2. The intended products are not prohibited on either this label or the label of the tank mix product; and
3. All requirements and restrictions on www.fexapanapplicationrequirements.dupont.com are followed.

TO THE EXTENT CONSISTENT WITH APPLICABLE LAW, DUPONT MAKES NO RECOMMENDATION OR WARRANTY HEREIN REGARDING THE USE OF ANY PRODUCT THAT MAY APPEAR ON THE WEBSITE REFERENCED ABOVE, REGARDLESS OF WHETHER SUCH PRODUCT IS USED ALONE OR IN A TANK MIX WITH DUPONT™ FEXAPAN™ HERBICIDE PLUS VAPORGRIP® TECHNOLOGY. BUYER AND ALL USERS ARE SOLELY RESPONSIBLE FOR ANY LACK OF PERFORMANCE, LOSS, OR DAMAGE IN CONNECTION WITH THE USE OR HANDLING OF ANY SUCH PRODUCT ALONE OR IN A TANK MIX WITH DUPONT™ FEXAPAN™ HERBICIDE PLUS VAPORGRIP® TECHNOLOGY. See the section titled “LIMIT OF WARRANTY AND LIABILITY” herein for more information.

Compatibility Test for Mix Components

Before mixing components, always perform a compatibility jar test.

- For 15 gallons per acre spray volume, use 2.5 cups (591.5 mL) of water. For other spray volumes, adjust rates accordingly. Only use water from the intended source at the source temperature.
- Add components in the sequence indicated in the Mixing Order section below using 2 teaspoons for each pound or 1 teaspoon for each pint of labeled use rate per acre.
- Cap the jar and invert 10 cycles between component additions.
- When the components have all been added to the jar, let the solution stand for 15 minutes.
- Evaluate the solution for uniformity and stability. The spray solution should not have free oil on the surface; fine particles that precipitate to the bottom; or thick (clabbered) texture. If the spray solution is not compatible, repeat the compatibility test with the addition of a suitable compatibility agent. If the solution is then compatible, use the compatibility agent as directed on its label. If the solution is still incompatible, then do not mix the ingredients in the same tank.

Mixing Order

Only use approved tank mix products as directed on www.fexapanapplicationrequirements.dupont.com. Always read and follow label directions for all products in the tank mixture. It is the pesticide user's responsibility to ensure that all products in the listed mixtures are registered for the intended use. Users must follow the most restrictive directions for use and precautionary statements of each product in the tank mixture. See the TANK MIXING INSTRUCTIONS section of this label for additional restrictions on tank mixing.

1. Ensure application and mixing equipment are clean and in proper working order
2. Water - Begin by agitating a thoroughly **clean sprayer** tank three-quarters full of clean water.
3. Agitation - Maintain constant agitation throughout mixing and application.
4. Drift Reducing Adjuvants (DRA)-(when applicable)
5. Inductor - If an inductor is used, rinse it thoroughly after each component has been added.
6. Products in PVA bags - Place any product contained in water-soluble PVA bags into the mixing tank. Wait until all water-soluble PVA bags have fully dissolved and the product is evenly mixed in the spray tank before continuing.
7. Water-dispersible products (dry flowables, wettable powders, suspension concentrates, or suspo-emulsions)
8. Water-soluble products (such as DuPont™ FeXapan™ herbicide Plus VaporGrip® Technology)
9. Emulsifiable concentrates (such as oil concentrate when applicable)
10. Water-soluble additives (when applicable)
11. Add remaining quantity of water

Maintain constant agitation during application.

Adjuvants, Drift Reducing Adjuvants, Surfactants, and Other Tank Mixed Products

See the TANK MIXING INSTRUCTIONS section of this label for tank mixing instructions for adjuvants, drift reducing adjuvants, surfactants, and other tank mixed products.

APPLICATION EQUIPMENT AND TECHNIQUES

DO NOT APPLY THIS PRODUCT USING AERIAL SPRAY EQUIPMENT.

DuPont™ FeXapan™ herbicide Plus VaporGrip® Technology can be applied to actively growing weeds as broadcast, band, or spot spray applications using water as a carrier. For best results, treat weeds early when they are relatively small (less than 4 inches). Timely application to small weeds early in the season will improve control and reduce weed competition. Refer to Table 1 for DuPont™ FeXapan™ herbicide Plus VaporGrip® Technology application rates for control or suppression by weed type and growth stage. For crop-specific application timing and other details, refer to the CROP-SPECIFIC INFORMATION section of this label.

APPLY THIS PRODUCT USING PROPERLY MAINTAINED AND CALIBRATED EQUIPMENT CAPABLE OF DELIVERING THE DESIRED VOLUMES.

Using a hooded sprayer or other drift reduction technology in combination with approved nozzles may further reduce drift potential.

CULTIVATION: Do not cultivate within 7 days after applying this product.

Table 1. DuPont™ FeXapan™ herbicide Plus VaporGrip® Technology Application Rates for Control or Suppression by Weed Type and Growth Stage

Use rate limitations are given in the RESTRICTIONS, CROP SPECIFIC INFORMATION and CROPS WITH XTEND TECHNOLOGY sections of this label. .

Weed Type and Stage	Rate Per Acre	Weed Type and Stage	Rate Per Acre
Annual¹		Perennial	
Small, actively growing	11 – 22 fluid ounces	Top growth suppression	11 – 22 fluid ounces
Established weed growth	22 – 33 fluid ounces	Top growth control and root suppression	22 – 44 fluid ounces
		Noted perennials (footnote 1 in CROP-SPECIFIC INFORMATION).	44 fluid ounces
		Other perennials (without footnote 1 in CROP-SPECIFIC INFORMATION) ³	44 fluid ounces
Biennial		Woody Brush & Vines	
Rosette diameter 1 – 3”	11 – 22 fluid ounces	Top growth suppression	22 – 44 fluid ounces
Rosette diameter 3” or more	22 – 44 fluid ounces	Top growth control ^{2,3}	44 fluid ounces
Bolting	44 fluid ounces	Stems and stem suppression ³	44 fluid ounces

¹ Rates below 11 fluid ounces per acre may provide control or suppression but should typically be applied with other herbicides that are effective on the same species and biotype.

² Woody Species listed in the CROP-SPECIFIC INFORMATION section may require tank mixes for adequate top growth control.

³ Do not broadcast apply more than 44 fluid ounces per acre in any single application and DO NOT exceed broadcast applications of more than 88 ounces per acre within the growing season when a sequential application is needed for control. Use the higher rate when treating dense vegetation or perennial weeds with established root growth. Perennials and Woody Species are defined as those listed in the CROP-SPECIFIC INFORMATION section.

SPRAY DRIFT MANAGEMENT

Do not allow herbicide solution to mist, drip, drift or splash onto desirable vegetation because severe injury or destruction to desirable broadleaf plants could result.

The most effective way to reduce drift potential is to apply large droplets that provide sufficient coverage and control. Applying larger droplets reduces drift potential, but will not prevent drift if the application is made improperly, or under unfavorable environmental conditions (see the “**Temperature and Humidity**” and “**Temperature Inversions**” sections of this label).

Sprayer Setup

The following sprayer setup requirements for drift management must be followed:

- **Nozzle Type** - The applicator must use an approved nozzle within a specified pressure range as found at www.fexapanapplicationrequirements.dupont.com when applying DuPont™ FeXapan™ herbicide Plus VaporGrip® Technology. Do not use any other nozzle and pressure combination not specifically listed on this website.
- **Spray Volume** - The applicator must apply this product in a minimum of **15 gallons of spray solution per acre**. See the **TANK MIXING INSTRUCTIONS** section of this label for information on approved tank mix products.
- **Equipment Ground Speed** - Do not exceed a **ground speed of 15 miles per hour**. Select a ground speed that will deliver the desired spray volume while maintaining the desired spray pressure, but slower speeds generally result in better spray coverage and deposition on the target area. Provided the applicator can maintain the required nozzle pressure, it is recommended that tractor speed is reduced to 5 miles per hour at field edges.
- **Spray boom Height** - Do not exceed a **boom height of 24 inches** above target pest or crop canopy. Excessive boom height will increase the drift potential.
- **Wind Speed** - Do not apply when wind speeds are **less than 3 MPH or greater than 10 MPH**. Only apply when wind speed at boom height is between 3 and 10 mph.

TEMPERATURE AND HUMIDITY

When making applications in low relative humidity or temperatures above 91 degrees Fahrenheit, set up equipment to produce larger droplets to compensate for evaporation (for example: increase orifice size and/or increase spray volume as directed on www.fexapanapplicationrequirements.dupont.com). Larger droplets have a lower surface to volume ratio and can be impacted less by temperature and humidity. Droplet evaporation is most severe when conditions are both hot and dry.

TEMPERATURE INVERSIONS

Do not apply this product during a temperature inversion as the off-target movement potential is high.

Do not apply this product between sunset and sunrise. In general, temperature inversions are more likely during night time hours.


- During a temperature inversion, the atmosphere is very stable and vertical air mixing is restricted, which can cause small, suspended droplets to remain in a concentrated cloud. This cloud can move in unpredictable directions due to the light, variable winds common during inversions.
- Temperature inversions can be characterized by increasing temperatures with altitude and can be common on evenings and nights with limited cloud cover and light to no wind. Cooling of air at the earth's surface takes place and warmer air is trapped above it. Temperature inversions can begin to form as the sun sets and often continue into the morning.
- Their presence can be indicated by ground fog; however, if fog is not present, inversions can also be identified by the movement of smoke from a ground source or an aircraft smoke generator. Smoke that layers and moves laterally in a concentrated cloud (under low wind conditions) indicates an inversion, while smoke that moves upward and rapidly dissipates indicates good vertical air mixing.
- The inversion will typically dissipate with increased winds (above 3 miles per hour) or at sunrise when the surface air begins to warm (generally 3°F from morning low).

Buffer Requirements and Protection of Susceptible Crops

Do not apply under circumstances where drift may occur to food, forage, or other plantings that might be damaged or the crops rendered unfit for sale, use, or consumption.

Buffer Requirement

The applicator **must always maintain** a 110 foot downwind buffer (when applying up to 22 fluid ounces of this product per acre) or a 220 foot downwind buffer (when applying greater than 22 up to 44 fluid ounces of this product per acre) between the last treated row and the nearest downwind field edge (in the direction the wind is blowing).




The following areas may be included in the buffer distance calculation when directly adjacent to the treated field edges:

- Roads, paved or gravel surfaces.
- Planted agricultural fields containing: corn, dicamba tolerant cotton, dicamba tolerant soybean, sorghum, proso millet, small grains and sugarcane. If the applicator intends to include such crops as dicamba tolerant cotton and/or dicamba tolerant soybeans in the buffer distance calculation, the applicator must confirm the crops are in fact dicamba tolerant.
- Agricultural fields that have been prepared for planting.
- Areas covered by the footprint of a building, silo, or other man made structure with walls and or roof.

Susceptible Crops

DO NOT APPLY this product when the wind is blowing toward adjacent non-dicamba tolerant susceptible crops; this includes **NON-Dicamba Tolerant Soybean and Cotton**.



Before making an application, the applicator must survey the application site for adjacent non-target susceptible crops. The applicator must also consult applicable sensitive crop registries to identify any commercial specialty or certified organic crops that may be located near the application site.

Susceptible crops include, but are not limited to non-dicamba tolerant soybeans and cotton, tomatoes and other fruiting vegetables (EPA crop group 8), fruit trees, cucurbits (EPA crop group 9), grapes, beans, flowers, ornamentals, peas, potatoes, sunflower, tobacco, other broadleaf plants, and including plants in a greenhouse. Severe injury or destruction could occur if any contact between this product and these plants occurs.

Application Awareness

AVOIDING SPRAY DRIFT AT THE APPLICATION SITE IS THE RESPONSIBILITY OF THE APPLICATOR.

The interaction of equipment and weather related factors must be monitored to maximize performance and on-target spray deposition. The applicator is responsible for considering all of these factors when making a spray decision. The applicator is responsible for compliance with state and local pesticide regulations, including any state or local pesticide drift regulations.

Ground Application (Banding)

When applying DuPont™ FeXapan™ herbicide Plus VaporGrip® Technology by banding, determine the amount of herbicide and water volume needed using the following formula:

Bandwidth in inches X Broadcast rate per acre = Banding herbicide rate per acre

Row width in inches

Bandwidth in inches X Broadcast volume per acre = Banding water volume per acre

Row width in inches

Ground Application (Broadcast)

Water Volume: Use a **minimum of 15 gallons** of spray solution per broadcast acre for optimal performance. Use 20 gallons per acre when treating dense or tall vegetation.

Application Equipment: Select nozzles (refer to the SPRAYER SETUP section of this label) designed to produce minimal amounts of fine spray particles. Spray with nozzles as close to the weeds as practical for good weed coverage.

Using a hooded sprayer or other drift reduction technology in combination with approved nozzles may further reduce drift potential.

Ground Application (Wipers)

DuPont™ FeXapan™ herbicide Plus VaporGrip® Technology may be applied through wiper application equipment to control or suppress actively growing broadleaf weeds, brush and vines. Use a solution containing 1 part DuPont™ FeXapan™ herbicide Plus VaporGrip® Technology to 1 part water. Do not apply greater than 1 lb dicamba acid equivalent (1 quart of this product) per acre per application. Do not contact desirable vegetation with herbicide solution. Wiper application may be made to crops (including pastures) and non-cropland areas described in this label with the exception of cotton, sorghum, and non-dicamba-tolerant soybean.

Proper Spray System Equipment Cleanout

You must ensure that the spray system used to apply this product is clean before using this product.

Failure to properly clean the entire spray system can result in inadvertent contamination of the spray system.

Small quantities of dicamba may cause injury to non-dicamba tolerant soybeans and other susceptible crops (see the SUSCEPTIBLE CROPS section of this label for more information).

Clean equipment immediately after using this product, using a triple rinse procedure as follows:

1. After spraying, drain the sprayer (including boom and lines) immediately. Do not allow the spray solution to remain in the spray boom lines overnight prior to flushing.
2. Flush tank, hoses, boom and nozzles with clean water. If equipped, open boom ends and flush.
3. Inspect and clean all strainers, screens and filters.
4. Prepare a cleaning solution with a commercial detergent or sprayer cleaner or ammonia according to the manufacturer's directions.
5. Take care to wash all parts of the tank, including the inside top surface. Start agitation in the sprayer and thoroughly recirculate the cleaning solution for at least 15 minutes. All visible deposits must be removed from the spraying system.
6. Flush hoses, spray lines and nozzles for at least 1 minute with the cleaning solution.
7. Remove nozzles, screens and strainers and clean separately in the cleaning solution after completing the above procedures.
8. Drain sump, filter and lines.
9. Rinse the complete spraying system with clean water.

10. Clean and wash off the outside of the entire sprayer and boom.

11. All rinse water must be disposed of in compliance with local, state, and federal guidelines.

ADDITIONAL RESTRICTIONS

Maximum Application Rates: The maximum application or use rates stated throughout this label are given in units of volume (fluid ounces or quarts) of this product per acre. However, the maximum allowed application rates apply to this product combined with the use of any and all other herbicides containing the active ingredients dicamba, whether applied separately or as a tank mixture, on a basis of total pounds of dicamba (acid equivalents) per acre. If more than one dicamba-containing product is applied to the same site within the same year, you must ensure that the total use of dicamba (pounds acid equivalents) does not exceed 2 pounds/A per year from all applications. See the INGREDIENTS section of this label for necessary product information.

Maximum seasonal use rate: Refer to Table 2. Crop-Specific Restrictions for crop-specific maximum seasonal use rates. Do not exceed 88 fluid ounces of DuPont™ FeXapan™ herbicide Plus Vapor Grip® Technology (2 pounds acid equivalent) per acre, per year.

Preharvest Interval (PHI): Refer to the CROP-SPECIFIC INFORMATION section for preharvest intervals.

Restricted Entry Interval (REI): 24 hours

Crop Rotational Restrictions

No rotational cropping restrictions apply when rotating to Roundup Ready 2 Xtend® Soybeans or cotton seed with XtendFlex® Technology (including Bollgard® 3 XtendFlex® Cotton, Bollgard II® XtendFlex® Cotton, or XtendFlex® Cotton). For other crops the interval between application and planting rotational crop is given below. When counting days from the application of this product, do not count days when the ground is frozen. Planting at intervals less than specified below may result in crop injury. Moisture is essential for the degradation of this herbicide in soil. If dry weather prevails, use cultivation to allow herbicide contact with moist soil.

Planting/replanting restrictions at application rates of 33 fluid ounces of this product per acre per season or less:

Follow the planting restrictions in the directions for use for Preplant application in the Crop Specific Information section of this label. For corn, cotton (except cotton seed with XtendFlex® Technology), sorghum, and soybean (except Roundup Ready 2 Xtend® Soybean), follow the planting restrictions in the directions for use for preplant application in the Crop-Specific Information section of this label. Do not plant barley, oat, wheat, and other grass seedings for 15 days for every 11 fluid ounces of this product applied per acre east of the Mississippi River and 22 days for every 11 fluid ounces per acre applied west of the Mississippi River. No planting restrictions apply beyond 120 days after application of this product.

Planting/replanting restrictions at application rates of more than 33 fluid ounces and up to 88 fluid ounces of this product per acre per season:

Wait a minimum of 120 days after application of this product before planting corn, sorghum and cotton (except cotton seed with XtendFlex® Technology) east of the Rocky Mountains and before planting all other crops (except Roundup Ready 2 Xtend® Soybean) grown in areas receiving 30 inches or more rainfall annually. Wait a minimum of 180 days before planting crops in areas with less than 30 inches of annual rainfall. Wait a minimum of 30 days for every 22 fluid ounces of this product applied per acre before planting barley, oat, wheat, and other grass seedings east of the Mississippi River and 45 days for every 22 fluid ounces of this product applied per acre west of the Mississippi River.

Table 2. Crop-Specific Restrictions¹

Crop	Maximum Rate Per Acre Per Application (fl oz)	Maximum In-Crop Rate Per Acre Per Season (fl oz)	Livestock Grazing or Feeding
Asparagus	22	22	Yes
Barley; Fall	11	16.5	Yes
Barley; Spring	11	15	Yes
Conservation Reserve Program (CRP)	44	88	Yes
Corn	22	33	Yes ²
Cotton	11	11	Yes
Cotton with XtendFlex Technology	44	88	Yes
Fallow Ground	44	88	Yes
Grass grown for seed	44	88	Yes
Oats	5.5	5.5	Yes
Pastureland	44	44	Yes
Proso Millet	5.5	5.5	Yes
Small grains grown for grass, forage, fodder, hay and/or pasture	22	22	Yes
Sorghum	11	22	Yes
Soybean	44	44	Yes
Roundup Ready 2 Xtend Soybean	44	88	Yes
Sugarcane	44	88	Yes
Triticale	5.5	5.5	Yes
Sod farms and farmstead turf	44	44	Yes
Wheat	11	22	Yes

¹ Refer to **CROP-SPECIFIC INFORMATION** and **CROPS WITH XTEND TECHNOLOGY** sections of this label for more details.

² Once the crop reaches the ensilage (milk) stage or later in maturity.

CROP-SPECIFIC INFORMATION

Read the **TANK MIXING INSTRUCTIONS** section and **BUFFER REQUIREMENTS AND SUSCEPTIBLE CROPS** sections of this label for information on tank mixing, buffer requirements, and susceptible crops.

ASPARAGUS

Apply DuPont™ FeXapan™ herbicide Plus VaporGrip® Technology to emerged and actively growing weeds in 40 - 60 gallons of diluted spray per treated acre immediately after cutting the field, but at least 24 hours before the next cutting. Multiple applications may be made per growing season (not to exceed the maximum yearly application rate).

If spray contacts emerged spears, crooking (twisting) of some spears may result. If such crooking occurs, discard affected spears.

Rates: Apply 11-22 fluid ounces of DuPont™ FeXapan™ herbicide Plus VaporGrip® Technology to control annual sowthistle, black mustard, Canada and Russian thistle, and redroot pigweed (carelessweed).

Apply 22 fluid ounces of DuPont™ FeXapan™ herbicide Plus VaporGrip® Technology to control common chickweed, field bindweed, nettleleaf goosefoot, and wild radish. Up to 2 applications may be made per growing season. Do not exceed a total of 22 fluid ounces of DuPont™ FeXapan™ herbicide Plus VaporGrip® Technology per treated acre, per crop year.

Do not harvest prior to 24 hours after treatment.

(Optional: Do not use in the Coachella Valley of California.)

BETWEEN CROP APPLICATIONS

Preplant Directions (Postharvest, Fallow, Crop Stubble, Set-Aside) for Broadleaf Weed Control:

DuPont™ FeXapan™ herbicide Plus VaporGrip® Technology can be applied either postharvest in the fall, spring, or summer during the fallow period or to crop stubble/set-aside acres. Apply DuPont™ FeXapan™ herbicide Plus VaporGrip® Technology as a broadcast or spot treatment to emerged and actively growing weeds after crop harvest (postharvest) and before a killing frost or in the fallow cropland or crop stubble the following spring or summer.

See the **RESTRICTIONS** section for the recommended interval between application and planting to prevent crop injury.

Rates and Timings:

Apply 5.5 – 44 fluid ounces of DuPont™ FeXapan™ herbicide Plus VaporGrip® Technology per acre. Refer to Table 1 to determine use rates for specific targeted weed types. For best performance, apply DuPont™ FeXapan™ herbicide Plus VaporGrip® Technology when annual weeds are less than 4" tall, when biennial weeds are in the rosette stage and to perennial weed regrowth in late summer or fall following a mowing or tillage treatment. The most effective control of upright perennial broadleaf weeds listed on this label such as Canada thistle and Jerusalem artichoke occurs if DuPont™ FeXapan™ herbicide Plus VaporGrip® Technology is applied when the majority of weeds have at least 4 - 6" of regrowth or for weeds listed in this label such as field bindweed and hedge bindweed that are in or beyond the full bloom stage.

Avoid disturbing treated areas following application. Treatments may not kill weeds that develop from seed or underground plant parts such as rhizomes or bulblets, after the effective period for DuPont™ FeXapan™ herbicide Plus VaporGrip® Technology. For seedling control, a follow-up program or other cultural practices could be instituted. For small grain in-crop uses of DuPont™ FeXapan™ herbicide Plus VaporGrip® Technology, refer to the small grain section for details.

CONSERVATION RESERVE PROGRAM (CRP)

DuPont™ FeXapan™ herbicide Plus VaporGrip® Technology is registered for use on both newly seeded and established grasses grown in Conservation Reserve or federal Set-Aside Programs. Treatments of DuPont™ FeXapan™ herbicide Plus VaporGrip® Technology will injure or may kill alfalfa, clovers, lespedeza, wild winter peas, vetch, and other legumes.

Newly Seeded Areas

DuPont™ FeXapan™ herbicide Plus VaporGrip® Technology may be applied either preplant or postemergence to newly seeded grasses or small grains (barley, oats, rye, sudangrass, wheat, or other grain species grown as a cover crop). Postemergence applications may be made after seedling grasses exceed the 3-leaf stage. Rates of DuPont™ FeXapan™ herbicide Plus VaporGrip® Technology greater than 22 fluid ounces per treated acre may severely injure newly seeded grasses.

Preplant applications may injure new seedlings if the interval between application and grass planting is less than 45 days per 22 fluid ounces of DuPont™ FeXapan™ herbicide Plus VaporGrip® Technology applied per treated acre west of the Mississippi River or 20 days per 22 fluid ounces applied east of the Mississippi River.

Established Grass Stands

Established grass stands are perennial grasses planted one or more seasons prior to treatment. Certain species (bentgrass, carpetgrass, smooth brome, buffalograss, or St. Augustinegrass) may be injured when treated with more than 22 fluid ounces of DuPont™ FeXapan™ herbicide Plus VaporGrip® Technology per treated acre.

When applied at specified rates, DuPont™ FeXapan™ herbicide Plus VaporGrip® Technology will control many annual and biennial weeds and provide control or suppression of many perennial weeds.

Rates and Timings

Apply 5.5 - 44 fluid ounces of DuPont™ FeXapan™ herbicide Plus VaporGrip® Technology per acre. Refer to Table 1 for rates based on target weed species. Retreatments may be made as needed; however, do not exceed a total of 88 fluid ounces (5.5 pints) of DuPont™ FeXapan™ herbicide Plus VaporGrip® Technology per acre per year.

CORN (FIELD, POP, SEED, AND SILAGE)

Direct contact of DuPont™ FeXapan™ herbicide Plus VaporGrip® Technology with corn seed must be avoided. If corn seeds are less than 1.5" inches below the surface, delay application until corn has emerged.

Applications of DuPont™ FeXapan™ herbicide Plus VaporGrip® Technology to corn during periods of rapid growth may result in temporary leaning. Corn will usually become erect within 3 to 7 days. Cultivation should be delayed until after corn is growing normally to avoid breakage.

Corn may be harvested or grazed for feed once the crop has reached the ensilage (milk) stage or later in maturity.

Up to 2 applications of DuPont™ FeXapan™ herbicide Plus VaporGrip® Technology may be made during a growing season not to exceed 33 fluid ounces per acre per season. Sequential applications must be separated by 2 weeks or more.

Do not apply DuPont™ FeXapan™ herbicide Plus VaporGrip® Technology to seed corn or popcorn without first verifying with your local seed corn company (supplier) the selectivity of DuPont™ FeXapan™ herbicide Plus VaporGrip® Technology on your inbred line or variety of popcorn. This precaution will help avoid potential injury of sensitive varieties.

Avoid using crop oil concentrates after crop emergence as crop injury may result. Use crop oil concentrates only in dry conditions when corn is less than 5" tall and when applying DuPont™ FeXapan™ herbicide Plus VaporGrip® Technology alone or tank mixed with atrazine.

Use of sprayable fluid fertilizer as the carrier is not recommended for applications of DuPont™ FeXapan™ herbicide Plus VaporGrip® Technology made after corn emergence.

DuPont™ FeXapan™ herbicide Plus VaporGrip® Technology is not registered for use on sweet corn.

Preplant and Preemergence Application in No-Tillage Corn:

Rates: Apply 22 fluid ounces of DuPont™ FeXapan™ herbicide Plus VaporGrip® Technology per acre on medium- or fine-textured soils containing 2.5% or greater organic matter. Use 11 fluid ounces per acre on coarse soils (sand, loamy sand, and sandy loam) or medium- and fine-textured soils with less than 2.5% organic matter.

Timing: DuPont™ FeXapan™ herbicide Plus VaporGrip® Technology can be applied to emerging weeds before, during, or after planting a corn crop. When planting into a legume sod (e.g., alfalfa or clover), apply DuPont™ FeXapan™ herbicide Plus VaporGrip® Technology after 4 - 6" of regrowth has occurred.

Preemergence Application in Conventional or Reduced Tillage Corn:

Rates: Apply 22 fluid ounces of DuPont™ FeXapan™ herbicide Plus VaporGrip® Technology per treated acre on medium- or fine-textured soils containing 2.5% organic matter or more. Do not apply to coarse textured soils (sand, loamy sand, or sandy loam) of any soil with less than 2.5% organic matter until after corn emergence (See Early Postemergence uses below).

Timing: DuPont™ FeXapan™ herbicide Plus VaporGrip® Technology may be applied after planting and prior to corn emergence. Pre-emergence application of DuPont™ FeXapan™ herbicide Plus VaporGrip® Technology does not require mechanical incorporation to become active. A shallow mechanical incorporation is recommended if application is not followed by adequate rainfall or sprinkler irrigation. Avoid tillage equipment (e.g., drags, harrows) which concentrates treated soil over seed furrow as seed damage could result.

Preemergence control of cocklebur, jimsonweed, and velvetleaf may be reduced if conditions such as low temperature or lack of soil moisture cause delayed or deep germination of weeds.

Early Postemergence Application in All Tillage Systems:

Rates: Apply 22 fluid ounces of DuPont™ FeXapan™ herbicide Plus VaporGrip® Technology per treated acre. Reduce the rate to 11 fluid ounces per treated acre if corn is growing on coarse textured soils (sand, loamy sand, and sandy loam).

Timing: Apply between corn emergence and the 5-leaf stage or 8" tall, whichever occurs first. Refer to Late Postemergence Applications if the sixth true leaf is emerging from whorl or corn is greater than 8" tall.

Late Postemergence Application:

Rate: Apply 11 fluid ounces of DuPont™ FeXapan™ herbicide Plus VaporGrip® Technology per treated acre.

Timing: Apply DuPont™ FeXapan™ herbicide Plus VaporGrip® Technology from 8 - 36" tall corn or 15 days before tassel emergence, whichever comes first. For best performance, apply when weeds are less than 3" tall.

Apply directed spray when corn leaves prevent proper spray coverage.

COTTON

For directions for use with crops with Xtend Technology see the "CROPS WITH XTEND TECHNOLOGY" section of this label.

Preplant Application:

Apply up to 11 fluid ounces of DuPont™ FeXapan™ herbicide Plus VaporGrip® Technology per acre to control emerged broadleaf weeds prior to planting cotton in conventional or conservation tillage systems.

For best performance, apply DuPont™ FeXapan™ herbicide Plus VaporGrip® Technology when weeds are in the 2 - 4 leaf stage and rosettes are less than 2" across.

Following application of DuPont™ FeXapan™ herbicide Plus VaporGrip® Technology and a minimum accumulation of 1" of rainfall or overhead irrigation, allow a minimum of 21 days between treatment and planting per application of 11 fluid ounces per acre or less. These plant back intervals must be observed prior to planting cotton.

Do not apply preplant to cotton west of the Rockies.

Do not make DuPont™ FeXapan™ herbicide Plus VaporGrip® Technology preplant applications to cotton in geographic areas with average annual rainfall less than 25".

If applying a spring preplant treatment following application of a fall preplant (postharvest) treatment, then the combination of both treatments may not exceed 2 pounds acid equivalent per acre.

GRASS GROWN FOR SEED

Apply 11 - 22 fluid ounces of DuPont™ FeXapan™ herbicide Plus VaporGrip® Technology per treated acre on seedling grass after the crop reaches the 3 - 5 leaf stage. Apply up to 44 fluid ounces of DuPont™ FeXapan™ herbicide Plus VaporGrip® Technology on well-established perennial grass. For best performance, apply DuPont™ FeXapan™ herbicide Plus VaporGrip® Technology when weeds are in the 2 - 4 leaf stage and rosettes are less than 2" across. Use the higher level of listed rate ranges when treating more mature weeds or dense vegetative growth.

To suppress annual grasses such as brome (downy and ripgut), rattail fescue, and windgrass, apply up to 44 fluid ounces of DuPont™ FeXapan™ herbicide Plus VaporGrip® Technology per treated acre in the fall or late summer after harvest and

burning of established grass seed crops. Applications should be made immediately following the first irrigation when the soil is moist and before weeds have more than 2 leaves.

Do not apply DuPont™ FeXapan™ herbicide Plus VaporGrip® Technology after the grass seed crop begins to joint.

Refer to the Pasture, Hay, Rangeland, and General Farmstead section for grazing and feeding restrictions.

PROSO MILLET

For use only within Colorado, Nebraska, North Dakota, South Dakota, [Optional: and Wyoming].

DuPont™ FeXapan™ herbicide Plus VaporGrip® Technology combined with an appropriate tank-mix partner will provide control or suppression of the annual broadleaf weeds listed in WEEDS CONTROLLED section.

PASTURE, HAY, RANGELAND, AND GENERAL FARMSTEAD (NONCROPLAND) AND SMALL GRAINS (FORAGE SORGHUM, RYE, SUDANGRASS, OR WHEAT) GROWN FOR PASTURE, HAY, AND SILAGE ONLY

DuPont™ FeXapan™ herbicide Plus VaporGrip® Technology is registered for use on pasture, hay, rangeland, and general farmstead (non-cropland) (including fencerows and non-irrigation ditchbanks) for control or suppression of broadleaf weed and brush species listed in the WEEDS CONTROLLED section.

DuPont™ FeXapan™ herbicide Plus VaporGrip® Technology may also be applied to non-cropland areas to control broadleaf weeds in noxious weed control programs, districts, or areas including broadcast or spot treatment of roadsides and highways, utilities, railroad, and pipeline rights-of-way. Noxious weeds must be recognized at the state level, but programs may be administered at state, county, or other level.

DuPont™ FeXapan™ herbicide Plus VaporGrip® Technology uses described in this section also pertain to grasses and small grains (forage sorghum, rye, sudangrass, or wheat) grown for grass, forage, fodder, hay and/or pasture use only. Grasses and small grains not grown ONLY for grass, forage, fodder, hay and/or pasture must comply with crop-specific uses in this label.) . Some perennial weeds may be controlled with lower rates of DuPont™ FeXapan™ herbicide Plus VaporGrip® Technology (refer to **Table 1**).

Rates and Timings

Refer to **Table 1** for rate selection based on targeted weed or brush species. Some weed species will require tank mixes for adequate control. (Read the TANK MIXING INSTRUCTIONS section of this label for tank mixing instructions)

Rates above 44 fluid ounces of DuPont™ FeXapan™ herbicide Plus VaporGrip® Technology per acre are for spot treatments only. Spot treatment is defined as no more than a total of 1000 square feet of treated area per acre. Do not broadcast apply more than 44 fluid ounces per acre.

Retreatments may be made as needed; however, do not exceed a total of 44 fluid ounces of DuPont™ FeXapan™ herbicide Plus VaporGrip® Technology per treated acre during a growing season.

Grass grown for hay requires a 7-day wait period between treatment and harvest.

Crop-Specific Restrictions

Do not apply more than 22 fluid ounces of DuPont™ FeXapan™ herbicide Plus VaporGrip® Technology per acre to small grains grown for pasture.

Newly seeded areas may be severely injured if more than 22 fluid ounces of DuPont™ FeXapan™ herbicide Plus VaporGrip® Technology is applied per acre.

Established grass crops growing under stress can exhibit various injury symptoms that may be more pronounced if herbicides are applied. Bentgrass, carpetgrass, buffalograss, and St. Augustingrass may be injured if more than 22 fluid ounces of DuPont™ FeXapan™ herbicide Plus VaporGrip® Technology is applied per acre. Usually colonial bentgrasses are more tolerant than creeping types. Velvetgrasses are most easily injured. Treatments will kill or injure alfalfa, clovers, lespedeza, wild winter peas, vetch, and other legumes.

Table 3 lists the timing restrictions for grazing or harvesting hay from treated fields. There are no grazing restrictions for animals other than lactating dairy animals.

Table 3. Timing Restrictions for Lactating Dairy Animals Following Treatment

DuPont™ FeXapan™ herbicide Plus VaporGrip® Technology Rate per Treated Acre (fluid ounces)	Days Before Grazing (days)	Days Before Hay Harvest (days)
Up to 22	7	37
Up to 44	21	51

- **Spot Treatments:** DuPont™ FeXapan™ herbicide Plus VaporGrip® Technology may be applied to individual clumps or small areas of undesirable vegetation using handgun or similar types of application equipment. Apply diluted sprays to allow complete wetting (up to runoff) of foliage and stems.

Cut Surface Treatments:

DuPont™ FeXapan™ herbicide Plus VaporGrip® Technology may be applied as a cut surface treatment for control of unwanted trees and prevention of sprouts of cut trees.

Rate: Mix 1 part DuPont™ FeXapan™ herbicide Plus VaporGrip® Technology with 1 - 3 parts water to create the application solution. Use the lower dilution rate when treating difficult-to-control species.

- **For Frill or Girdle Treatments:** Make a continuous cut or a series of overlapping cuts using an axe to girdle tree trunk. Spray or paint the cut surface with the solution.
- **For Stump Treatments:** Spray or paint freshly cut surface with the water mix. The area adjacent to the bark should be thoroughly wet.

Applications For Control of Dormant Multiflora Rose:

DuPont™ FeXapan™ herbicide Plus VaporGrip® Technology can be applied when plants are dormant as an undiluted spot treatment directly to the soil or as a Lo-Oil basal bark treatment using an oil-water emulsion solution.

- **Spot treatments:** Spot treatment applications of DuPont™ FeXapan™ herbicide Plus VaporGrip® Technology should be applied directly to the soil as close as possible to the root crown but within 6 - 8" of the crown. On sloping terrain, apply DuPont™ FeXapan™ herbicide Plus VaporGrip® Technology to the uphill side of the crown. Do not apply when snow or water prevents applying DuPont™ FeXapan™ herbicide Plus VaporGrip® Technology directly to the soil. The use rate of DuPont™ FeXapan™ herbicide Plus VaporGrip® Technology depends on the canopy diameter of the multiflora rose.

Examples: Use 0.34, 1.38, or 3.23 fluid ounces of DuPont™ FeXapan™ herbicide Plus VaporGrip® Technology respectively, for 5, 10, or 15 feet canopy diameters.

- **Lo-Oil basal bark treatments:** For Lo-Oil basal bark treatments, apply DuPont™ FeXapan™ herbicide Plus VaporGrip® Technology to the basal stem region from the ground line to a height of 12 - 18". Spray until runoff, with special emphasis on covering the root crown. For best results, apply DuPont™ FeXapan™ herbicide Plus VaporGrip® Technology when plants are dormant. Do not apply after bud break or when plants are showing signs of active growth. Do not apply when snow or water prevents applying DuPont™ FeXapan™ herbicide Plus VaporGrip® Technology to the ground line.

To prepare approximately 2 gallons of a Lo-Oil spray solution:

- 1) Combine 1.5 gallons of water, 1 ounce of emulsifier, 22 fluid ounces of DuPont™ FeXapan™ herbicide Plus VaporGrip® Technology, and 2.5 pints of No. 2 diesel fuel.
- 2) Adjust the amounts of materials used proportionately to the amount of final spray solution desired.

Do not exceed 8 gallons of spray solution mix applied per acre, per year.

SMALL GRAINS

SMALL GRAINS NOT UNDERSEEDED TO LEGUMES (FALL- AND SPRING-SEEDED BARLEY, OAT, TRITICALE AND WHEAT)

Refer to the specific crop sections below for use rates. When treating difficult to control weeds such as kochia, wild buckwheat, cow cockle, prostrate knotweed, Russian thistle, and prickly lettuce or when dense vegetative growth occurs, use the 4.12 – 5.5 fluid ounces of DuPont™ FeXapan™ herbicide Plus VaporGrip® Technology per acre.

Timings: Apply DuPont™ FeXapan™ herbicide Plus VaporGrip® Technology before, during, or after planting small grains. See specific small grain crop uses below for maximum crop stage. For best performance, apply DuPont™ FeXapan™ herbicide Plus VaporGrip® Technology when weeds are in the 2 - 3 leaf stage and rosettes are less than 2" across. Applying DuPont™ FeXapan™ herbicide Plus VaporGrip® Technology to small grains during periods of rapid growth may result in crop leaning. This condition is temporary and will not reduce crop yields.

Restrictions for small grain areas that are grazed or cut for hay are indicated in **Table 3** in Pasture, Hay, Rangeland, and General Farmstead section of this label.

SMALL GRAINS: BARLEY (FALL- AND SPRING-SEEDED)

Early season applications:

Apply 2.75 – 5.5 fluid ounces of DuPont™ FeXapan™ herbicide Plus VaporGrip® Technology to fall-seeded barley prior to the jointing stage. Apply 2.75 – 4.12 fluid ounces of DuPont™ FeXapan™ herbicide Plus VaporGrip® Technology before spring-seeded barley exceeds the 4-leaf stage.

Note: For spring barley varieties that are seeded during the winter months or later, follow the rates and timings given for spring-seeded barley.

Preharvest applications:

DuPont™ FeXapan™ herbicide Plus VaporGrip® Technology can be used to control weeds that may interfere with harvest of fall and spring-seeded barley. Apply 11 fluid ounces of DuPont™ FeXapan™ herbicide Plus VaporGrip® Technology per acre as a broadcast or spot treatment to annual broadleaf weeds when barley is in the hard dough stage and the green

color is gone from the nodes (joints) of the stem. Best results will be obtained if application can be made when weeds are actively growing, but before weeds canopy.

Allow a minimum of 7 days between treatment and harvest. Do not use preharvest-treated barley for seed unless a germination test is performed on the seed with an acceptable result of 95% germination or better.

(Optional: Do not make preharvest applications in California.)

SMALL GRAINS: OATS (FALL- AND SPRING-SEEDED)

Early season applications:

Apply 2.75 – 5.5 fluid ounces of DuPont™ FeXapan™ herbicide Plus VaporGrip® Technology per acre to fall-seeded oat prior to the jointing stage. Apply 2.75 – 5.5 fluid ounces of DuPont™ FeXapan™ herbicide Plus VaporGrip® Technology before spring-seeded oat exceed the 5-leaf stage.

Allow a minimum of 7 days between treatment and harvest.

Do not tank mix DuPont™ FeXapan™ herbicide Plus VaporGrip® Technology with 2,4-D in oat.

SMALL GRAINS: TRITICALE (FALL- AND SPRING-SEEDED)

Early season applications:

Apply 2.75 – 5.5 fluid ounces of DuPont™ FeXapan™ herbicide Plus VaporGrip® Technology to triticale.

Early season applications to fall-seeded triticale must be made prior to the jointing stage.

Early season applications to spring-seeded triticale must be made before triticale reaches the 6-leaf stage.

SMALL GRAINS: WHEAT (FALL- AND SPRING-SEEDED)

Early Season Applications:

Apply 2.75 – 5.5 fluid ounces of DuPont™ FeXapan™ herbicide Plus VaporGrip® Technology to wheat unless using one of the fall-seeded wheat specific programs below.

Early season applications to fall-seeded wheat must be made prior to the jointing stage.

Early season applications to spring-seeded wheat must be made before wheat exceeds the 6-leaf stage.

Early developing wheat varieties such as TAM 107, Madison, or Wakefield must receive application between early tillering and the jointing stage. Care should be taken in staging these varieties to be certain that the application occurs prior to the jointing stage.

Specific use programs for fall-seeded wheat only:

(Optional: DuPont™ FeXapan™ herbicide Plus VaporGrip® Technology may be used at 8.25 fluid ounces on fall-seeded wheat in Western Oregon as a spring application only.) In Colorado, Kansas, New Mexico, Oklahoma, and Texas, up to 11 fluid ounces of DuPont™ FeXapan™ herbicide Plus VaporGrip® Technology may be applied on fall-seeded wheat after it exceeds the 3-leaf stage for suppression of perennial weeds, such as field bindweed. Applications may be made in the fall following a frost but before a killing freeze.

Preharvest applications:

DuPont™ FeXapan™ herbicide Plus VaporGrip® Technology can be used to control weeds that may interfere with harvest of wheat. Apply 11 fluid ounces DuPont™ FeXapan™ herbicide Plus VaporGrip® Technology per acre as a broadcast or spot treatment to annual broadleaf weeds when wheat is in the hard dough stage and the green color is gone from the nodes (joints) of the stem. Best results will be obtained if application can be made when weeds are actively growing but before weeds canopy.

Allow a minimum of 7 days between treatment and harvest. Do not use preharvest-treated wheat for seed unless a germination test is performed on the seed with an acceptable result of 95% germination or better.

(Optional: Do not make preharvest applications in California.)

SORGHUM

DuPont™ FeXapan™ herbicide Plus VaporGrip® Technology may be applied preplant, postemergence, or preharvest in sorghum to control many annual broadleaf weeds and to reduce competition from established perennial broadleaf weeds, as well as control their seedlings.

Do not graze or feed treated sorghum forage or silage prior to mature grain stage. If sorghum is grown for pasture or hay, refer to Pasture, Hay, Rangeland, and General Farmstead section of this label for specific grazing and feeding restrictions.

Do not apply DuPont™ FeXapan™ herbicide Plus VaporGrip® Technology to sorghum grown for seed production.

Preplant Application:

Up to 11 fluid ounces of DuPont™ FeXapan™ herbicide Plus VaporGrip® Technology may be applied per acre if applied at least 15 days before sorghum planting.

Postemergence Application:

Up to 11 fluid ounces of DuPont™ FeXapan™ herbicide Plus VaporGrip® Technology per acre may be applied after sorghum is in the spike stage (all sorghum emerged) but before sorghum is 15" tall. For best performance, apply DuPont™

FeXapan™ herbicide Plus VaporGrip® Technology when the sorghum crop is in the 3 - 5 leaf stage and weeds are small (less than 3" tall). Use drop pipes (drop nozzles) if sorghum is taller than 8". Keep the spray off the sorghum leaves and out of the whorl to reduce the likelihood of crop injury and to improve spray coverage of weed foliage. Applying DuPont™ FeXapan™ herbicide Plus VaporGrip® Technology to sorghum during periods of rapid growth may result in temporary leaning of plants or rolling of leaves. These effects are usually outgrown within 10 - 14 days. Delay harvest until 30 days after treatment.

Preharvest uses in Texas and Oklahoma only: Up to 11 fluid ounces of DuPont™ FeXapan™ herbicide Plus VaporGrip® Technology per acre may be applied for weed suppression any time after the sorghum has reached the soft dough stage. An agricultural surfactant may be used to improve performance (read the TANK MIXING INSTRUCTIONS section of this label for tank mixing instructions). Delay harvest until 30 days after a preharvest treatment.

Split Application:

DuPont™ FeXapan™ herbicide Plus VaporGrip® Technology may be applied in split applications: preplant followed by postemergence or preharvest; or postemergence followed by preharvest. Do not exceed 11 fluid ounces per acre, per application or a total of 22 ounces per acre, per season.

SOYBEAN

For directions for use with crops with Xtend Technology see the "CROPS WITH XTEND TECHNOLOGY" section of this label.

Preplant Applications:

Apply 5.5 -22 fluid ounces of DuPont™ FeXapan™ herbicide Plus VaporGrip® Technology per acre to control emerged broadleaf weeds prior to planting soybeans. Do not exceed 22 fluid ounces of DuPont™ FeXapan™ herbicide Plus VaporGrip® Technology per acre in a spring application prior to planting soybeans.

Following application of DuPont™ FeXapan™ herbicide Plus VaporGrip® Technology and a minimum accumulation of 1" rainfall or overhead irrigation, allow a minimum of 14 days between treatment and planting for applications of 11 fluid ounces per acre or less, and allow a minimum of 28 days between treatment and planting for 22 fluid ounces per acre. These plant back intervals must be observed prior to planting soybeans or crop injury may occur.

Do not make DuPont™ FeXapan™ herbicide Plus VaporGrip® Technology preplant applications to soybeans in geographic areas with average annual rainfall less than 25".

Preharvest Applications:

DuPont™ FeXapan™ herbicide Plus VaporGrip® Technology can be used to control many annual and perennial broadleaf weeds and control or suppress many biennial and perennial broadleaf weeds in soybean prior to harvest. Apply 11 - 44 fluid ounces of DuPont™ FeXapan™ herbicide Plus VaporGrip® Technology per acre as a broadcast or spot treatment to emerged and actively growing weeds after soybean pods have reached mature brown color and at least 75% leaf drop has occurred.

Do not harvest soybeans until 7 days after application.

Treatments may not kill weeds that develop from seed or underground plant parts, such as rhizomes or bulblets, after the effective period for DuPont™ FeXapan™ herbicide Plus VaporGrip® Technology. For seedling control, a follow-up program or other cultural practice could be instituted.

Do not use preharvest-treated soybean for seed unless a germination test is performed on the seed with an acceptable result of 95% germination or better.

Do not feed soybean fodder or hay following a preharvest application of DuPont™ FeXapan™ herbicide Plus VaporGrip® Technology.

(Do not make preharvest applications in California.)

SUGARCANE

Apply DuPont™ FeXapan™ herbicide Plus VaporGrip® Technology for control of annual, biennial, or perennial broadleaf weeds listed in the WEEDS CONTROLLED section. Apply 11 - 33 fluid ounces of DuPont™ FeXapan™ herbicide Plus VaporGrip® Technology per acre for control of annual weeds, 22 - 44 fluid ounces for control of biennial weeds, and 44 fluid ounces for control or suppression of perennial weeds.

Use the higher level of listed rate ranges when treating dense vegetative growth.

A single retreatment may be made as needed, however, do not exceed a total of 88 fluid ounces of DuPont™ FeXapan™ herbicide Plus VaporGrip® Technology per treated acre during a growing season.

Timing: DuPont™ FeXapan™ herbicide Plus VaporGrip® Technology may be applied to sugarcane any time after weeds have emerged, but before the close-in stage of sugarcane. Applications of 44 fluid ounces of DuPont™ FeXapan™ herbicide Plus VaporGrip® Technology per acre made over the top of actively growing sugarcane may result in crop injury.

When possible, direct the spray beneath the sugarcane canopy to minimize the likelihood of crop injury. Using directed sprays will also help maximize the spray coverage of weed foliage.

Allow a minimum of 87 days between treatment and harvest.

FARMSTEAD TURF (NONCROPLAND) AND SOD FARMS

Do not use on residential sites.

For use in general farmstead (noncropland) and sod farms, apply 4.12 – 44 fluid ounces of DuPont™ FeXapan™ herbicide Plus VaporGrip® Technology per acre to control or suppress growth of many annual, biennial, and some perennial broadleaf weeds commonly found in turf. DuPont™ FeXapan™ herbicide Plus VaporGrip® Technology will also suppress many other listed perennial broadleaf weeds and woody brush and vine species. Refer to Table 1 for rates based on targeted weed or brush species and growth stage.

Repeat treatments may be made as needed; however, do not exceed 44 fluid ounces of DuPont™ FeXapan™ herbicide Plus VaporGrip® Technology per acre, per growing season.

Apply 30 - 200 gallons of diluted spray per treated acre (3 - 17 quarts of water per 1,000 square feet), depending on density or height of weeds treated and on the type of equipment used.

To avoid injury to newly seeded grasses, delay application of DuPont™ FeXapan™ herbicide Plus VaporGrip® Technology until after the second mowing. Furthermore, applying more than 16 fluid ounces of DuPont™ FeXapan™ herbicide Plus VaporGrip® Technology per treated acre may cause noticeable stunting or discoloration of sensitive grass species such as bentgrass, carpetgrass, buffalograss, and St. Augustinegrass.

In areas where roots of sensitive plants extend, do not apply more than 5.5 fluid ounces of DuPont™ FeXapan™ herbicide Plus VaporGrip® Technology per treated acre on coarse-textured (sandy-type) soils, or in excess of 8 fluid ounces per treated acre on fine-textured soils. Do not make repeat applications in these areas for 30 days and until previous applications of DuPont™ FeXapan™ herbicide Plus VaporGrip® Technology have been activated in the soil by rain or irrigation.

CROPS WITH XTEND® TECHNOLOGY

COTTON WITH XTENDFLEX® TECHNOLOGY (INCLUDING BOLLGARD II® XTENDFLEX® COTTON, BOLLGARD® 3 XTENDFLEX® COTTON, OR XTENDFLEX® COTTON) AND ROUNDUP READY 2 XTEND® SOYBEAN CONTAIN A PATENTED GENE THAT PROVIDES TOLERANCE TO DICAMBA, THE ACTIVE INGREDIENT IN THIS PRODUCT. THIS PRODUCT WILL CAUSE SEVERE CROP INJURY OR DESTRUCTION AND YIELD LOSS IF APPLIED TO COTTON AND SOYBEAN THAT ARE NOT DICAMBA TOLERANT, INCLUDING COTTON AND SOYBEAN WITH A TRAIT ENGINEERED TO CONFER TOLERANCE TO AUXIN HERBICIDES OTHER THAN DICAMBA. FOLLOW THE REQUIREMENTS SET FORTH HEREIN TO PREVENT SEVERE CROP INJURY OR DESTRUCTION AND YIELD LOSS. CONTACT WITH FOLIAGE, GREEN STEMS, OR FRUIT OF CROPS, OR ANY DESIRABLE PLANTS THAT DO NOT CONTAIN A DICAMBA TOLERANCE GENE OR ARE NOT NATURALLY TOLERANT TO DICAMBA, COULD RESULT IN SEVERE PLANT INJURY OR DESTRUCTION.

Information on cotton with XtendFlex® Technology and Roundup Ready 2 Xtend® Soybean can be obtained from your seed supplier or DuPont representative. Cotton with XtendFlex® Technology and Roundup Ready 2 Xtend® Soybean must be purchased from an authorized licensed seed supplier.

Note: Cotton with XtendFlex® Technology and Roundup Ready 2 Xtend® Soybean and methods of controlling weeds and applying dicamba in a Cotton with XtendFlex® Technology and Roundup Ready 2 Xtend® Soybean crop are protected under U.S. patent law. No license to use Cotton with XtendFlex® Technology and Roundup Ready 2 Xtend® Soybean is granted or implied with the purchase of this herbicide product. Cotton with XtendFlex® Technology and Roundup Ready 2 Xtend® Soybean are owned by the seed provider and a license must be obtained from the seed provider before using it. Contact your Authorized DuPont Retailer for information on obtaining a license to Cotton with XtendFlex® Technology and Roundup Ready 2 Xtend® Soybean.

Cotton with XtendFlex® Technology

DO NOT combine these instructions with other instructions in the “COTTON” Section of this label for use over crops that do not contain the dicamba tolerance trait.

TYPES OF APPLICATIONS: Burndown/Early Preplant; Preplant; At-Planting; Preemergence; Postemergence (In-crop)

USE INSTRUCTIONS

Apply this product in a minimum of 15 gallons of spray solution per acre as a broadcast application. For best performance, control weeds early when they are less than 4 inches. Timely application will improve control and reduce weed competition. Refer to the following table for maximum application rates of this product with cotton with XtendFlex® Technology.

Maximum Application Rates

Combined total per year for all applications	88 fluid ounces per acre (2.0 lb. a.e. dicamba per acre)
Total of all Burndown/Early Preplant, Preplant, At-Planting, and Preemergence applications	44 fluid ounces per acre (1.0 lb. a.e. dicamba per acre)
Total of all In-crop applications from emergence up to 7 days pre-harvest	88 fluid ounces per acre (2.0 lb. a.e. dicamba per acre)
Maximum In-crop, single application	22 fluid ounces per acre (0.5 lb. a.e. dicamba per acre)

a.e. – acid equivalent

Refer to Table 1 for application rates for weed type and growth stage controlled by this product. Maximum in-crop application rate should be used when treating tough to control weeds, dense vegetative growth or weeds with a well-established root system.

Preplant, At-Planting, Preemergence

USE INSTRUCTIONS: This product may be used to control broadleaf weeds and may be applied before, during or immediately after planting cotton with XtendFlex® Technology. Refer to the “WEEDS CONTROLLED” section this label for DuPont™ FeXapan™ herbicide Plus VaporGrip® Technology for specific weeds controlled.

RESTRICTIONS:

- The maximum combined quantity of this product that may be applied for all burndown/early preplant, preplant, at-planting, and preemergence applications is 44 fluid ounces (1.0 lb a.e. dicamba) per acre per season.
- The maximum application rate for a single, burndown/early preplant, preplant, at-planting, or preemergence application must not exceed 44 fluid ounces (1.0 lb a.e. dicamba) per acre.
- Do not apply less than 22 fluid ounces (0.5 lb a.e. dicamba) per acre.

Postemergence (In-crop)

USE INSTRUCTIONS: This product may be used to control broadleaf weeds in cotton with XtendFlex® Technology. In-crop applications of this product can be made from emergence up to 7 days prior to harvest. The maximum and minimum rate for any single, in-crop application is 22 fluid ounces (0.5 lb a.e. dicamba) per acre. Using the appropriate application rate may reduce the selection for resistant weeds. For best performance, control weeds early when they are less than 4 inches. DuPont does not warrant product performance of applications to labeled weeds greater than 4 inches in height. Sequential applications of this product may be necessary to control new flushes of weeds or on tough-to-control weeds. Allow at least 7 days between applications. A pre-harvest application of this product may be made up to 7 days before harvest.

Postemergence applications of this product mixed with adjuvants may cause a leaf response to cotton with XtendFlex® Technology. The symptoms usually appear as necrotic spots on fully expanded leaves. EC-based products that are tank mixed with products containing dicamba may increase the severity of the leaf damage.

RESTRICTIONS:

- The combined total applied from crop emergence up to 7 days prior to harvest must not exceed 88 fluid ounces (2.0 lb a.e. dicamba) per acre.
- The maximum single, in-crop application rate must not exceed 22 fluid ounces (0.5 lb a.e. dicamba).
- The combined total per year for all applications must not exceed 88 fluid ounces (2.0 lb a.e. dicamba) per acre. For example, if a preplant application of 44 fluid ounces (1.0 lb a.e. dicamba) per acre was made, then the combined total in-crop applications must not exceed 44 fluid ounces (1.0 lb a.e. dicamba) per acre.
- Allow at least 7 days between applications and allow at least 7 days between final application and harvest or feeding of cottonseed and cotton gin by-products.

Roundup Ready 2 Xtend® Soybean

DO NOT combine these instructions with other instructions in the “SOYBEAN” Section of this label for use over crops that do not contain the dicamba tolerance trait.

TYPES OF APPLICATIONS: Burndown/Early Preplant; Preplant; At-Planting; Preemergence; Postemergence (In-crop)

USE INSTRUCTIONS

Apply this product in a minimum of 15 gallons of spray solution per acre as a broadcast application. For best performance, control weeds early when they are less than 4 inches. Timely application will improve control and reduce weed competition. Refer to the following table for maximum application rates of this product with Roundup Ready 2 Xtend® Soybean.

Maximum Application Rates

Combined total per year for all applications	88 fluid ounces per acre (2.0 lb. a.e. dicamba per acre)
Total of all Burndown/Early Preplant, Preplant, At-Planting, and Preemergence applications	44 fluid ounces per acre (1.0 lb. a.e. dicamba per acre)
Total of all In-crop applications from emergence up to and including beginning bloom (R1 stage soybeans)	44 fluid ounces per acre (1.0 lb. a.e. dicamba per acre)
Maximum In-crop, single application	22 fluid ounces per acre (0.5 lb. a.e. dicamba per acre)

a.e. – acid equivalent

Refer to Table 1 for application rates for weed type and growth stage controlled by this product. Maximum in-crop application rate should be used when treating tough to control weeds, dense vegetative growth or weeds with a well-established root system.

Preplant, At-Planting, Preemergence

USE INSTRUCTIONS: This product may be used to control broadleaf weeds and may be applied before, during or immediately after planting Roundup Ready 2 Xtend® Soybean. Refer to the “WEEDS CONTROLLED” section of the label booklet for DuPont™ FeXapan™ herbicide Plus VaporGrip® Technology for specific weeds controlled.

RESTRICTIONS:

- The maximum combined quantity of this product that may be applied for all burndown/early preplant, preplant, at-planting, and preemergence applications is 44 fluid ounces (1.0 lb a.e. dicamba) per acre per season.
- The maximum application rate for a single, burndown/early preplant, preplant, at-planting, or preemergence application must not exceed 44 fluid ounces (1.0 lb a.e. dicamba) per acre.
- Do not apply less than 22 fluid ounces (0.5 lb a.e. dicamba) per acre.

Postemergence (In-crop)

USE INSTRUCTIONS: This product may be used to control broadleaf weeds in Roundup Ready 2 Xtend® Soybean. In-crop applications of this product can be made from emergence (cracking) up to and including beginning bloom (R1 growth stage of soybeans). Do not make in-crop applications of this product after beginning bloom (R1 growth stage of soybeans). The maximum and minimum rate for any single, in-crop application is 22 fluid ounces (0.5 lb a.e. dicamba) per acre. Using the appropriate application rate may reduce the selection for resistant weeds. For best performance, control weeds early when they are less than 4 inches. DuPont does not warrant product performance of applications to labeled weeds greater than 4 inches in height.

A second application of this product up to the R1 crop growth stage may be necessary to control new flushes of weeds. Allow at least 7 days between applications. For best results, apply DuPont™ FeXapan™ herbicide Plus VaporGrip® Technology after some weed re-growth has occurred.

Application of this product postemergence and under stressful environments may cause temporary loss of turgor, a response commonly described as leaf droop in Roundup Ready 2 Xtend® Soybean. Typically, affected plants recover in 1-3 days depending on the level of droop and environmental conditions.

RESTRICTIONS:

- The combined total application rate from crop emergence up to and including R1 must not exceed 44 fluid ounces (1.0 lb. a.e. dicamba) per acre.
- Do not make in-crop applications of this product after beginning bloom (R1 growth stage of soybeans).
- The maximum single, in-crop application rate must not exceed 22 fluid ounces (0.5 lb. a.e. dicamba) per acre. The combined total per year for all applications must not exceed 88 fluid ounces (2.0 lb. a.e. dicamba) per acre.
- Allow at least 7 days between final application and harvest or feeding of soybean forage.
- Allow at least 14 days between final application and harvest or feeding of soybean hay.

WEEDS CONTROLLED

General Weed List, Including ALS-, Glyphosate, and Triazine-Resistant Biotypes

ANNUALS

Alkanet Amaranth, Palmer, Powell, Spiny Aster, Slender Bedstraw, Catchweed Beggartweed, Florida Broomweed, Common Buckwheat, Tartary, Wild Buffalobur Burclover, California Burcucumber Buttercup, Corn, Creeping, Roughseed, Western Field Carpetweed Catchfly, Nightflowering Chamomile, Corn Chevil, Bur Chickweed, Common Clovers Cockle, Corn, Cow, White Cocklebur, Common Copperleaf, Hophornbeam Cornflower (Bachelor Button) Croton, Tropic, Woolly Daisy, English Dragonhead, American Eveningprimrose, Cutleaf Falseflax, Smallseed Fleabane, Annual Flixweed Fumitory	Goosefoot, Nettle Hempnettle Henbit Jacobs-Ladder Jimsonweed Knawel (German Moss) Knotweed, Prostrate Kochia Ladysthumb Lambsquarters Common Lettuce, Miners, Prickly Mallow, Common, Venice Marestail (Horseweed) Mayweed Morningglory, Ivyleaf, Tall Mustard, Black, Blue, Tansy, Treacle, Tumble, Wild, Yellowtops Nightshade, Black, Cutleaf Pennycress, Field (Fanweed, Frenchweed, Stinkweed) Pepperweed, Virginia (Peppergrass) Pigweed, Prostrate, Redroot (Carelessweed), Rough, Smooth, Tumble Pineappleweed Poorjoe Poppy, Red-horned Puncturevine Purslane, Common	Pusley, Florida Radish, Wild Ragweed, Common, Giant (Buffaloweed), Lance-Leaf Rocket, London, Yellow Rubberweed, Bitter (Bitterweed) Salsify Senna, Coffee Sesbania, Hemp Shepherdspurse Sicklepod Sida, Prickly (Teaweed) Smartweed, Green, Pennsylvania Sneezeweed, Bitter Sowthistle, Annual, Spiny Spanish Needles Spikeweed, Common Spurge, Prostrate, Leafy Spurry, Corn Starbur, Bristly Starwort, Little Sumpweed, Rough Sunflower, Common (Wild), Volunteer Thistle, Russian Velvetleaf Waterhemp, Common, Tall Waterprimrose, Winged Wormwood
--	--	--

BIENNIALS

Burdock, Common Carrot, Wild (Queen Anne's Lace) Cockle, White Eveningprimrose, Common Geranium, Carolina	Gromwell Knapweed, Diffuse, Spotted Mallow, Dwarf Plantain, Bracted Ragwort, Tansy Starthistle, Yellow	Sweetclover Teasel Thistle, Bull, Milk, Musk, Plumeless
---	---	---

PERENNIALS

Alfalfa ¹ Artichoke, Jerusalem Aster, Spiny, Whiteheath Bedstraw, Smooth Bindweed, Field, Hedge Blueweed, Texas Bursage, Woollyleaf ¹ (Bur Ragweed, Povertyweed) Buttercup, Tall Campion, Bladder Chickweed, Field, Mouseear Chicory ¹ Clover, Hop Dandelion ¹ , Common Dock ¹ Broadleaf (Bitterdock), Curly Dogbane, Hemp Dogfennel ¹ (Cypressweed) Fern, Bracken Garlic, Wild	Goldenrod, Canada, Missouri Goldenweed, Common Hawkweed Henbane, Black ¹ Horsenettle, Carolina Ironweed Knapweed, Black, Diffuse, Russian ¹ , Spotted Milkweed, Climbing, Common, Honeyvine, Western Whorled Nettle, Stinging Nightshade, Silverleaf (White Horsenettle) Onion, Wild Plaintain, Broadleaf, Buckhorn Pokeweed Ragweed, Western Redvine Sericia Lespedeza	Smartweed, Swamp Snakeweed, Broom Sorre ¹ , Red (Sheep Sorrel) Sowthistle ¹ , Perennial Spurge, Leafy Sundrops Thistle, Canada, Scotch Toadflex, Dalmatian Tropical Soda Apple Trumpetcreeper (Buckvine) Vetch Waterhemlock, Spotted Waterprimrose, Creeping Woodsorrel ¹ , Creeping, Yellow Wormwood, Absinth, Louisiana Yankeeweed Yarrow, Common ¹
---	---	---

¹ Noted perennials may be controlled using lower rates of DuPont™ FeXapan™ herbicide Plus VaporGrip® Technology than those recommended for other listed perennial weeds.

WOODY SPECIES

Alder	Hawthorn (Thornapple) ²	Plum, Sand (Wild Plum) ²
Ash	Hemlock	Poplar
Aspen	Hickory	Rabbitbrush
Basswood	Honeylocust	Redcedar, Eastern ²
Beech	Honeysuckle	Rose ² , McCartney, Multiflora
Birch	Hornbeam	Sagebrush, Fringed ²
Blackberry ²	Huckleberry	Sassafras
Blackgum ²	Huisache	Serviceberry
Cedar ²	Ivy, Poison	Spicebush
Cherry	Kudzu	Spruce
Chinquapin	Locust, Black	Sumac
Cottonwood	Maple	Sweetgum ²
Creosotebush ²	Mesquite	Sycamore
Cucumbertree	Oak	Tarbush
Dewberry ²	Oak, Poison	Willow
Dogwood ²	Olive, Russian	Witchhazel
Elm	Persimmon, Eastern	Yaupon ²
Grape	Pine	Yucca ²

² Growth suppression only

STORAGE AND DISPOSAL

Proper pesticide storage and disposal are essential to protect against exposure to people and the environment due to leaks and spills, excess product or waste, and vandalism. Do not allow this product to contaminate water, foodstuffs, feed or seed by storage and disposal.

Open dumping is prohibited. This product may not be mixed, loaded, or used within 50 feet of all wells including abandoned wells, drainage wells, and sinkholes.

PESTICIDE STORAGE: Groundwater contamination may be reduced by diking and flooring of permanent liquid bulk storage sites with an impermeable material. Spillage or leakage should be contained and absorbed with clay granules, sawdust, or equivalent material for disposal.

Store in original container in a well-ventilated and away from food, pet food, feed, seed, fertilizers, and veterinary supplies. Avoid cross-contamination with other pesticides. Keep container closed to prevent spills and contamination.

PESTICIDE DISPOSAL: To avoid wastes, use all material in this container, including rinsate, by application according to label directions. If wastes cannot be avoided, offer remaining product to a waste disposal facility or pesticide disposal program. Such programs are often run by state or local governments or by industry. All disposal must be in accordance with applicable federal, state and local regulations and procedures.

CONTAINER HANDLING: Refer to the Net Contents section of this product's labeling for the applicable "Nonrefillable Container" or "Refillable Container" designation.

Nonrefillable Rigid Plastic and Metal Containers (Capacity Equal to or Less Than 5 Gallons): Nonrefillable container. Do not reuse or refill this container. Triple rinse container (or equivalent) promptly after emptying. Triple rinse as follows: Empty the remaining contents into application equipment or a mix tank and drain for 10 seconds after the flow begins to drip. Fill the container 1/4 full with water and recap. Shake for 10 seconds. Pour rinsate into application equipment or a mix tank or store rinsate for later use or disposal. Drain for 10 seconds after the flow begins to drip. Repeat this procedure two more times. Then, for Plastic Containers, offer for recycling if available or puncture and dispose of in a sanitary landfill, or by incineration. Do not burn, unless allowed by state and local ordinances. For Metal Containers, offer for recycling if available or reconditioning if appropriate, or puncture and dispose of in a sanitary landfill, or by other procedures approved by state and local authorities.

Nonrefillable Rigid Plastic and Metal Containers (Capacity Greater Than 5 Gallons): Nonrefillable container. Do not reuse or refill this container. Triple rinse container (or equivalent) promptly after emptying. Triple rinse as follows: Empty the remaining contents into application equipment or a mix tank. Fill the container 1/4 full with water. Replace and tighten closures. Tip container on its side and roll it back and forth, ensuring at least one complete revolution, for 30 seconds. Stand the container on its end and tip it back and forth several times. Turn the container over onto its other end and tip it back and forth several times. Empty the rinsate into application equipment or a mix tank or store rinsate for later use or disposal. Repeat this procedure two more times. Then, for Plastic Containers, offer for recycling if available or puncture and dispose of in a sanitary landfill, or by incineration. Do not burn, unless allowed by state and local ordinances. For Metal Containers, offer for recycling if available or reconditioning if appropriate, or puncture and dispose of in a sanitary landfill, or by other procedures approved by state and local authorities.

Nonrefillable Rigid Plastic and Metal Containers, e.g., Intermediate Bulk Containers [IBC] (Size or Shape Too Large to be Tipped, Rolled or Turned Upside Down): Nonrefillable container. Do not reuse or refill this container. Clean container promptly after emptying the contents from this container into application equipment or mix tank and before final disposal using the following pressure rinsing procedure. Insert a lance fitted with a suitable tank cleaning nozzle into the container and ensure that the water spray thoroughly covers the top, bottom and all sides inside the container. The nozzle manufacturer generally provides instructions for the appropriate spray pressure, spray duration and/or spray volume. If the manufacturer's instructions are not available, pressure rinse the container for at least 60 seconds using a minimum pressure of 30 PSI with a minimum rinse volume of 10% of the container volume. Drain, pour or pump rinsate into application equipment or rinsate collection system. Repeat this pressure rinsing procedure two more times. Then, for Plastic Containers, offer for recycling if available or puncture and dispose of in a sanitary landfill, or by incineration. For Metal Containers, offer for recycling if available or reconditioning if appropriate, or puncture and dispose of in a sanitary landfill, or by other procedures approved by state and local authorities.

All Refillable Containers: Refillable container. Refilling Container: Refill this container with DuPont™ FeXapan™ herbicide Plus VaporGrip® Technology herbicide containing dicamba only. Do not reuse this container for any other purpose. Cleaning before refilling is the responsibility of the refiller. Prior to refilling, inspect carefully for damage such as cracks, punctures, abrasions, worn out threads and closure devices. If damage is found, do not use container, contact DuPont at the number below for instructions. Check for leaks after refilling and before transporting. If leaks are found, do not reuse or transport container, contact DuPont at the number below for instructions. Disposing of Container: Do not reuse this container for any other purpose other than refilling (see preceding). Cleaning the container before final disposal is the responsibility of the person disposing of the container. To clean the container before final disposal, use the following pressure rinsing procedure. Insert a lance fitted with a suitable tank cleaning nozzle into the container and ensure that the water spray thoroughly covers the top, bottom and all sides inside the container. The nozzle manufacturer generally provides instructions for the appropriate spray pressure, spray duration and/or spray volume. If the manufacturer's instructions are not available, pressure rinse the container for at least 60 seconds using a minimum pressure of 30 PSI with a minimum rinse volume of 10% of the container volume. Drain, pour or pump rinsate into application equipment or rinsate collection system. Repeat this pressure rinsing procedure two more times. Then, for Plastic Containers, offer for recycling if available or puncture and dispose of in a sanitary landfill, or by incineration. Do not burn, unless allowed by state and local ordinances. For Metal Containers, offer for recycling if available or reconditioning if appropriate, or puncture and dispose of in a sanitary landfill, or by other procedures approved by state and local authorities.

Do not transport if container is damaged or leaking. If the container is damaged, leaking or obsolete, or in the event of a major spill, fire or other emergency, contact DuPont at 1-800-441-3637, day or night.

NOTICE TO BUYER: Purchase of this material does not confer any rights under patents of countries outside of the United States.

The DuPont Oval Logo, DuPont™, FeXapan™ are trademarks or registered trademarks of E. I. duPont de Nemours & Company

Bollgard II, Bollgard 3, Roundup Ready, Roundup Ready 2 Xtend, XtendiMax, XtendFlex and VaporGrip are trademarks of Monsanto Technology LLC. All other trademarks are the property of their respective owners.

D - 2077MSTR 101617

LIMITATION OF WARRANTY AND LIABILITY

NOTICE: Read this Limitation of Warranty and Liability Before Buying or Using This Product. DuPont Will Not Be Responsible for Losses or Damages Resulting from the Use of This Product in Any Manner Not Specifically Directed by DuPont. User Assumes All Risks Associated With Such Non-Directed Use.

If the Terms Are Not Acceptable, Return the Product at Once, Unopened, and the Purchase Price Will Be Refunded.

It is impossible to eliminate all risks associated with the use of this product. Such risks arise from weather conditions, soil factors, off target movement, unconventional farming techniques, presence of other materials, the manner of use or application, or other unknown factors, all of which are beyond the control of DuPont. These risks can cause: ineffectiveness of the product, crop injury, or injury to non-target crops or plants. **WHEN YOU BUY OR USE THIS PRODUCT, YOU AGREE TO ACCEPT THESE RISKS.**

DuPont warrants that this product conforms to the chemical description on the label thereof and is reasonably fit for the purpose stated in the Directions for Use, subject to the inherent risks described above, when used in accordance with the Directions for Use under normal conditions.

TO THE EXTENT CONSISTENT WITH APPLICABLE LAW, DUPONT MAKES NO OTHER EXPRESS OR IMPLIED WARRANTY OF FITNESS OR OF MERCHANTABILITY OR ANY OTHER EXPRESS OR IMPLIED WARRANTY. TO THE EXTENT CONSISTENT WITH APPLICABLE LAW, IN NO EVENT SHALL DUPONT OR SELLER BE LIABLE FOR ANY INCIDENTAL, CONSEQUENTIAL OR SPECIAL DAMAGES RESULTING FROM THE USE OR HANDLING OF THIS PRODUCT. BUYER'S OR USER'S BARGAINED-FOR EXPECTATION IS CROP PROTECTION. TO THE EXTENT CONSISTENT WITH APPLICABLE LAW, THE EXCLUSIVE REMEDY OF THE USER OR BUYER AND THE EXCLUSIVE LIABILITY OF DUPONT OR SELLER, FOR ANY AND ALL CLAIMS, LOSSES, INJURIES OR DAMAGES (INCLUDING CLAIMS BASED ON BREACH OF WARRANTY OR CONTRACT, NEGLIGENCE, TORT OR STRICT LIABILITY), WHETHER FROM FAILURE TO PERFORM OR INJURY TO CROPS OR OTHER PLANTS, AND RESULTING FROM THE USE OR HANDLING OF THIS PRODUCT, SHALL BE THE RETURN OF THE PURCHASE PRICE OF THE PRODUCT, OR AT THE ELECTION OF DUPONT OR SELLER, THE REPLACEMENT OF THE PRODUCT.

To the extent consistent with applicable law that allows such requirement, DuPont or its Ag Retailer must have prompt notice of any claim so that an immediate inspection of buyer's or user's growing crops can be made. Buyer and all users shall promptly notify DuPont or a DuPont Ag Retailer of any claims, whether based on contract, negligence, strict liability, other tort or otherwise, or be barred from any remedy.

This Limitation of Warranty and Liability may not be amended by any oral or written agreement.

For product information call: 1-888-6-DUPONT [1-888-638-7668]

Internet address: <http://cropprotection.dupont.com/>

© 2016-2017 E. I. du Pont de Nemours and Company, Chestnut Run Plaza, 974 Centre Road, Wilmington, DE 19805 U.S.A.

All rights reserved.