

352-848

9/19/2013

1/17



UNITED STATES ENVIRONMENTAL PROTECTION AGENCY
WASHINGTON, D.C. 20460

OFFICE OF CHEMICAL SAFETY
AND POLLUTION PREVENTION

Rebecca M. Ashley
DuPont Crop Protection
P.O. Box 30
Newark, DE 19714

SEP 19 2013

Subject: Notification; Per PR-Notice 98-10
DuPont Streamline Herbicide
EPA Reg. No. 352-848
Date Submitted: September 16, 2013

Dear Ms. Ashley:

The Agency is in receipt of your Application for Pesticide Notification under Pesticide Registration Notice (PRN) 98-10 dated September 16, 2013 for the product referenced above. The Registration Division (RD) has conducted a review of this request for its applicability under PRN 98-10 and finds that the action requested falls within the scope of PRN 98-10. The label submitted with the application has been stamped "Notification" and will be placed in our records.

If you have any questions regarding this letter, please contact me at (703) 306-0415 or davis.kable@epa.gov.

Sincerely,


A handwritten signature in black ink, appearing to read "Kable Bo Davis", written over a horizontal line.

Kable Bo Davis
Product Manager 25
Herbicide Branch
Registration Division (7505P)

2/17

Please read instructions on reverse before completing form.

Form Approved. OMB No. 2070-0080. Approval expires 05-31-98

	United States Environmental Protection Agency Washington, DC 20460	<div style="border: 1px solid black; padding: 2px;"> <input type="checkbox"/> Registration <input type="checkbox"/> Amendment <input checked="" type="checkbox"/> Other </div>	OPP Identifier Number <div style="border: 1px solid black; padding: 5px; text-align: center;"> XXXXXXXX </div>
--	---	--	---

Application for Pesticide - Section I

1. Company/Product Number 352-848	2. EPA Product Manager Kable Davis	3. Proposed Classification <div style="display: flex; justify-content: space-between;"> <input checked="" type="checkbox"/> None <input type="checkbox"/> Restricted </div>
4. Company/Product (Name) DuPont™ Streamline® Herbicide	PM# 25	
5. Name and Address of Applicant (Include ZIP Code) E. I. du Pont de Nemours & Company Crop Protection, P. O. Box 30 Newark, DE 19714-0030 Attention: R. M. Ashley <input type="checkbox"/> Check if this is a new address		6. Expedited Review. In accordance with FIFRA Section 3(c)(3) (b)(i), my product is similar or identical in composition and labeling to: EPA Reg. No. _____ Product Name _____

Section - II

<input type="checkbox"/> Amendment - Explain below. <input type="checkbox"/> Resubmission in response to Agency letter dated _____ <input checked="" type="checkbox"/> Notification - Explain below.	<input type="checkbox"/> Final printed labels in response to Agency letter dated _____ <input type="checkbox"/> "Me Too" Application. <input type="checkbox"/> Other - Explain below.
--	---

NOTIFICATION

SEP 19 2013

Explanation: Use additional page(s) if necessary. (For section I and Section II.)


Submission of Amended Labeling for DuPont™ Streamline® Herbicide (SL-1780-2 091213 11-21-12) via notification

This notification is consistent with the provisions of PR Notice 98-10 and EPA regulations at 40 CFR 152.46, and no other changes have been made to the labeling or the confidential statements of formula of this product. I understand that it is a violation of 18 U.S.C. Sec. 1001 to willfully make any false statement to EPA. I further understand that if this notification is not consistent with the terms of PR Notice 98-10 and 40 CFR 152.46, this product may be in violation of FIFRA and I may be subject to enforcement action and penalties under sections 12 and 14 of FIFRA.

Section - III

1. Material This Product Will Be Packaged In:			
Child-Resistant Packaging <input type="checkbox"/> Yes <input type="checkbox"/> No	Unit Packaging <input type="checkbox"/> Yes <input type="checkbox"/> No If "Yes" Unit Packaging wgt. No. per container	Water Soluble Packaging <input type="checkbox"/> Yes <input type="checkbox"/> No If "Yes" Package wgt No. per container	2. Type of Container <div style="border: 1px solid black; padding: 2px;"> <input type="checkbox"/> Metal <input type="checkbox"/> Plastic <input type="checkbox"/> Glass <input type="checkbox"/> Paper <input type="checkbox"/> Other (Specify) _____ </div>
3. Location of Net Contents Information <input type="checkbox"/> Label <input type="checkbox"/> Container		4. Size(s) Retail Container	5. Location of Label Directions <input type="checkbox"/> On Label <input type="checkbox"/> On Labeling accompanying product
6. Manner in Which Label is Affixed to Product <div style="display: flex; justify-content: space-between;"> <div style="border: 1px solid black; padding: 2px;"> <input type="checkbox"/> Lithograph <input type="checkbox"/> Paper glued <input type="checkbox"/> Stenciled </div> <input type="checkbox"/> Other _____ </div>			

Section - IV

1. Contact Point (Complete items directly below for identification of individual to be contacted, if necessary, to process this application.)			
Name Rebecca M. Ashley	Title US Registration Manager	Telephone No. (Include Area Code) 302-451-0829	
Certification I certify that the statements I have made on this form and all attachments thereto are true, accurate and complete. I acknowledge that any knowingly false or misleading statement may be punishable by fine or imprisonment or both under applicable law.			6. Date Application Received <div style="border: 1px solid black; height: 40px; text-align: center; line-height: 40px;"> (Stamped) </div>
2. Signature 	3. Title US Registration Manager		
4. Typed Name Rebecca M. Ashley	5. Date 9/14/2013		



3/17
DuPont Crop Protection
Stine-Haskell Research Center
P.O. Box 30
Newark, DE 19714-0030

ACTION: NOTIFICATION

FEE CATEGORY: NONE

REGISTRATION FEE: \$0

E-mail Contact: DuPont.USRegFee@usa.DuPont.com

September 16, 2013

Mr. Kable (Bo) Davis
c/o Document Processing Desk (NOTIF)
Office of Pesticide Programs (7504P)
U.S. Environmental Protection Agency
One Potomac Yard
2777 S. Crystal Drive
Arlington, VA 22202

NOTIFICATION

SEP 19 2013

**Subject: Submission of Label changes via Notification
DuPont™ Streamline® Herbicide (EPA Reg. No. 352-848)**

Dear Mr. Davis,

Enclosed is an application for Pesticide Amendment Form submitting a label change via notification for DuPont™ Streamline® herbicide (EPA Reg. No. 352-848) (SL-1780-2 091213 11-21-12). Five (5) copies of the proposed label are included, including one copy with highlighted changes. A copy of the currently approved label is also enclosed for your reference (SL-1780-1 031913 11-21-12).

The only change to the currently approved labels is the rewording of the following statement in the "Important Restriction" section as requested by California:

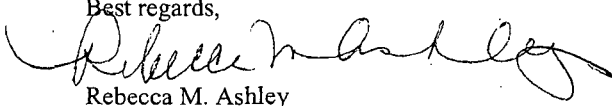
From: During periods of intense rainfall, applications made to roadsides or other non-crop areas, to soils saturated with water, or soils through which rainfall will not readily penetrate may result in runoff and movement of STREAMLINE®. Do not apply STREAMLINE® when these conditions exist.

To: Do not apply STREAMLINE® to roadsides or other noncrop areas during periods of intense rainfall, or where prevailing soils are either saturated with water or of a type through which rainfall will not readily penetrate, as this may result in off-site movement.

This notification is consistent with the provisions of PR Notice 98-10 and EPA regulations at 40 CFR 152.46, and no other changes have been made to the labeling or the confidential statements of formula of this product. I understand that it is a violation of 18 U.S.C. Sec. 1001 to willfully make any false statement to EPA. I further understand that if this notification is not consistent with the terms of PR Notice 98-10 and 40 CFR 152.46, this product may be in violation of FIFRA and I may be subject to enforcement action and penalties under sections 12 and 14 of FIFRA.

If you have any questions regarding this label, please contact me at 302-451-0829 or by email at Rebecca.m.Ashley@usa.dupont.com.

Best regards,


Rebecca M. Ashley
US Product Registration Manager

Enclosures

4/17

DO NOT USE PLANT MATERIAL TREATED WITH DUPONT™ STREAMLINE® FOR MULCH OR COMPOST



DuPont™ Streamline®

herbicide

Dry Flowable

For Non-Crop Use

Active Ingredients **By Weight**

Aminocyclopyrachlor	
6-Amino-5-chloro-2-cyclopropyl-4-pyrimidinecarboxylic acid	39.5%
Metsulfuron methyl	
Methyl 2-[[[(4-methoxy-6-methyl-1,3,5-triazin-2-yl)amino]carbonyl]amino]sulfonyl]benzoate	12.6%

Other Ingredients 47.9%

TOTAL 100.0%

EPA Reg. No. 352-848

EPA Est. No. _____

Nonrefillable Container

NOTIFICATION

Net: _____

SEP 19 2013

OR

Refillable Container

Net: _____

E. I. duPont de Nemours and Company

1007 Market Street

Wilmington, DE 19898

KEEP OUT OF REACH OF CHILDREN

CAUTION

Si usted no entiende la etiqueta, busque a alguien para que se la explique a usted en detalle. (If you do not understand this label, find someone to explain it to you in detail.)

FIRST AID

IF IN EYES: Hold eye open and rinse slowly and gently with water for 15-20 minutes. Remove contact lenses, if present, after the first 5 minutes, then continue rinsing eye. Call a poison control center or doctor for treatment advice.

IF ON SKIN OR CLOTHING: Take off contaminated clothing. Rinse skin immediately with plenty of water for 15-20 minutes. Call a poison control center or doctor for further treatment advice.

Have the product container or label with you when calling a poison control center or doctor, or going for treatment. You may also contact 1-800-441-3637 for emergency medical treatment information.

PRECAUTIONARY STATEMENTS

HAZARDS TO HUMANS AND DOMESTIC ANIMALS

Causes moderate eye irritation. Harmful if absorbed through skin. Avoid contact with skin, eyes, or clothing.

USER SAFETY RECOMMENDATIONS

USERS SHOULD: Wash thoroughly with soap and water after handling and before eating, drinking, chewing gum, using tobacco or using the toilet. Remove clothing/PPE immediately if pesticide gets inside. Then wash thoroughly and put on clean clothing.

PERSONAL PROTECTIVE EQUIPMENT (PPE)

Applicators and other handlers must wear:

Long-sleeved shirt and long pants.

Shoes plus socks.

Follow manufacturer's instructions for cleaning/maintaining PPE. If no such instructions for washables exist, use detergent and hot water. Keep and wash PPE separately from other laundry.

ENVIRONMENTAL HAZARDS

Do not apply directly to water, or to areas where surface water is present, or to intertidal areas below the mean high water mark. Do not contaminate water when disposing of equipment washwaters or rinsate.

This herbicide is injurious to plants at extremely low concentrations. Nontarget plants may be adversely effected from drift and run-off.

Surface Water Advisory

This product may impact surface water quality due to runoff of rain water. This is especially true for poorly draining soils and soils with shallow ground water. This product is classified as having high potential for reaching surface water via runoff for several months after application. A level, well-maintained vegetative buffer strip between areas to which this product is applied and surface water features such as ponds, streams, and springs will reduce the potential loading of aminocyclopyrachlor from runoff water and sediment. Runoff of this product will be reduced by avoiding applications when rainfall is forecasted to occur within 48 hours.

Ground Water Advisory

Aminocyclopyrachlor has properties and characteristics associated with chemicals detected in ground water. This chemical may leach into ground water if used in areas where soils are permeable, particularly where the water table is shallow.

5/17

DIRECTIONS FOR USE

It is a violation of Federal law to use this product in a manner inconsistent with its labeling. For any requirements specific to your State or Tribe, consult the agency responsible for pesticide regulation.

DuPont™ STREAMLINE® must be used only in accordance with directions on this label or in separately published DuPont labeling.

DuPont will not be responsible for losses or damages resulting from the use of this product in any manner not specifically instructed by DuPont. User assumes all risks associated with such non-labeled use.

PRODUCT INFORMATION

STREAMLINE® herbicide is a dispersible granule that is mixed in water and applied as a spray. STREAMLINE® herbicide may be applied by aerial or ground equipment for control of broadleaf weeds and woody species, including many terrestrial and riparian invasive and noxious weeds. STREAMLINE® is registered for general weed and brush control on private, public and military lands as follows: uncultivated non-agricultural areas (such as airports, highway, railroad and utility rights-of-way, sewage disposal areas, etc.); uncultivated agricultural areas - non-crop producing (such as farmyards, fuel storage areas, fence rows, non-irrigation ditchbanks, barrier strips, etc.); industrial sites - outdoor (such as lumberyards, pipeline and tank farms, etc.) and natural areas (such as wildlife management areas, wildlife openings, wildlife habitats).

This product may be applied to terrestrial non-crop sites that contain areas of temporary surface water caused by collection of water, in equipment ruts, or in other depressions created by management activities. It is permissible to treat intermittently flooded low lying sites, seasonally dry flood plains and transitional areas between upland and lowland sites when no water is present. It is also permissible to treat marshes, swamps and bogs after water has receded, as well as seasonally dry flood deltas. STREAMLINE® may be applied up to the waters edge. Do not apply directly to water.

STREAMLINE® provides preemergence and/or postemergence control of the broadleaf weeds, vines and brush species listed in the weeds controlled section of the label. For perennial species on the label, a postemergence application must be used. For best postemergence performance, include an MSO type adjuvant to the spray solution. Excessive wetting of the target plant is not necessary but good spray coverage of the target plant is needed for best results.

STREAMLINE® is non-corrosive to spray equipment.

Do not apply more than 11.5 ounces broadcast per acre per year.

BIOLOGICAL ACTIVITY

STREAMLINE® is quickly taken up by the leaves, stems and roots of plants. The effects of STREAMLINE® may be seen on plants from within a few hours to a few days. The

most noticeable symptom is a bending and twisting of stems and leaves. Other advanced symptoms include severe chlorosis, necrosis, stem thickening, growth stunting, leaf crinkling, calloused stems and leaf veins, leaf-cupping, and enlarged roots. Death of treated broadleaf plants may require several more weeks and up to several months for some woody plant species.

STREAMLINE® is rain-fast at 4 hours after application.

IMPORTANT RESTRICTIONS

- Do not apply this product in areas where the roots of desirable trees and/or shrubs may extend unless injury or loss can be tolerated. Root zone areas of desirable trees or vegetation are affected by local conditions and can extend well beyond the tree canopy.
- Do not apply this product if site-specific characteristics and conditions exist that could contribute to movement and unintended root zone exposure to desirable trees or vegetation unless injury or loss can be tolerated.
- Do not make applications when circumstances favor movement from treatment site.
- Do not apply STREAMLINE® to roadsides or other non-crop areas during periods of intense rainfall, or where prevailing soils are either saturated with water or of a type through which rainfall will not readily penetrate, as this may result in off-site movement.
- Do not apply or otherwise permit this product or sprays containing this product to come into contact with any non-target crop or desirable vegetation.
- Do not apply in or on dry or water containing irrigation ditches or canals including their outer banks.
- Do not apply through any type of irrigation system.
- Do not contaminate water intended for irrigation. To avoid injury to crops or other desirable vegetation, do not treat or allow spray drift or run-off to fall onto banks or bottoms of irrigation ditches, either dry or containing water, or other channels that carry water that may be used for irrigation purposes.
- Treatment of powdery, dry soil and light, sandy soils when there is little likelihood of rainfall soon after treatment may result in off target movement and possible damage to susceptible crops and desirable vegetation when soil particles are moved by wind or water. Injury to crops or desirable vegetation may result if treated soil is washed, blown or moved onto land used to produce crops or land containing desirable vegetation. Do not apply STREAMLINE® when these conditions are identified and powdery, dry soil or light or sandy soils are known to be prevalent in the area to be treated.
- Do not apply when the soil is frozen or covered with snow.
- Do not use on lawns, walks, driveways, tennis courts, or similar areas.
- Do not use this product in California.
- Do not use this product in the following counties of Colorado: Saguache, Rio Grande, Alamosa, Costilla and Conejos.

- 6/17
- For sites listed in this label, do not apply more than a total of 11.5 ounces of product per acre per year as a result of broadcast, spot or repeat applications.
 - Do not graze or feed forage, hay or straw from treated areas to livestock.
 - Do not use plant material treated with this product for mulch or compost.
 - If non-crop sites treated with DuPont™ STREAMLINE® are to be converted to a food, feed, or fiber agricultural crop, or to a horticultural crop, do not plant the treated sites for at least one year after the STREAMLINE® application. A field bioassay must then be completed before planting the desired crop.
 - Not for sale, sale into, distribution and/or use in Nassau and Suffolk counties of New York State.

SPRAY DRIFT RESTRICTIONS

AERIAL APPLICATIONS

When applying by air, apply only using nozzles which will deliver coarse or greater (VMD >350 microns) droplets as defined by ASABE S572 standard. Do not release spray at a height greater than 10 feet above the ground or canopy unless a greater height is required for aircraft safety. Do not apply when wind speed is greater than 10 mph. Do not apply during a temperature inversion.

For aerial applications near susceptible crops or other desirable plants, use a drift control additive as recommended by the manufacturer, or apply through a "Microfoil" or "Thru-Valve" boom, or use an equivalent drift control system. Thickened sprays prepared by using high viscosity invert systems or other drift control systems may be utilized if drift control is comparable to that obtained with drift control additives or the "Thru-Valve" boom. If a spray thickening agent is used, follow all recommendations and precautions on the product label. Do not use a thickening agent with the "Microfoil" boom or other systems that cannot accommodate thick sprays.

GROUND APPLICATIONS

When applying by ground, apply only using nozzles which will deliver coarse or greater (VMD >350 microns) droplets as defined by ASABE S572 standard. Do not apply with a nozzle height greater than 4 feet above the ground or canopy unless necessitated by the application equipment. Apply with the spray boom or nozzle height as low as possible. Do not apply when wind speed is greater than 10 mph. Do not apply during a temperature inversion.

See Spray Drift Management Section of this label for additional information.

IMPORTANT PRECAUTIONS

- Certain species may, in particular, be sensitive to low levels of STREAMLINE® including but not limited to, conifers (such as Douglas fir, Norway spruce, ponderosa pine and white pine), deciduous trees (such as aspen, Chinese tallow, cottonwood, honey locust, magnolia, poplar species, redbud, silver maple, and willow species), and ornamental shrubs (such as arborvitae, burning bush, crape myrtle, forsythia, hydrangea, ice plant, magnolia, purple plum and yew).
- Injury or loss of desirable trees or vegetation may result if STREAMLINE® is applied on or near desirable trees or vegetation, on areas where their roots extend, or in locations where the treated soil may be washed or moved into contact with their roots. Consider site-specific characteristics and conditions that could contribute to unintended root zone exposure to desirable trees or vegetation. Root zone areas of desirable trees or vegetation are affected by local conditions and can extend beyond the tree canopy. If further information is needed regarding root zone area, consult appropriate state extension service, professional consultant or other qualified authority.
- Injury to or loss of desirable trees or vegetation may result if equipment is drained or flushed on or near these trees or vegetation, or on areas where their roots may extend, or in locations where the chemical may be washed or moved into contact with their roots.
- In non-crop areas adjacent to desirable vegetation, avoid overlapping spray applications and shut off spray to the spray boom while starting, turning, slowing or stopping to avoid injury to desirable vegetation.
- Applications made where runoff water flows onto agricultural land may injure or kill crops, such as but not limited to sugar beets, potatoes, tomatoes, tobacco, soybeans, field beans, alfalfa, grapes, peaches, almonds, and vegetables.
- Applications should be made only when there is little or no hazard from spray drift. Very small quantities of spray, which may not be visible, may seriously injure susceptible plants.
- Exposure to STREAMLINE® may injure or kill most crops and may injure or kill desirable vegetation. Injury may be more severe when the crops or desirable vegetation are irrigated.
- Caution is advised when using this product in areas where loss of desirable conifer or deciduous trees and/or shrubs as well as other broadleaf plants, including but not limited to, legumes and wild flowers, cannot be tolerated. Without prior experience, it is necessary that small areas containing these plants be tested for tolerance to STREAMLINE® and its soil residues before any large scale spraying occurs.
- Low rates of STREAMLINE® can kill or severely injure most crops. Following a STREAMLINE® application, the use of spray equipment to apply other pesticides to crops on which STREAMLINE® is not registered may result in their damage. The most effective way to reduce this crop damage potential is to use dedicated mixing and application equipment.
- Leave treated soil undisturbed to reduce the potential for STREAMLINE® movement by soil erosion due to wind or water.
- In the case of suspected off-site movement of STREAMLINE® to cropland, soil samples should be quantitatively analyzed for STREAMLINE® or any other herbicide which could be having an adverse effect on the crop, in addition to conducting the field bioassay.

- DuPont™ STREAMLINE® may suppress or severely injure certain established grasses, such as some brome grass and wheatgrass species, especially when the grass plants are stressed by adverse environmental conditions. Areas that contain these grass plants should recover as environmental conditions for good grass growth occur.

FIELD BIOASSAY

To conduct a field bioassay, grow to maturity test strips of the crop you plan to grow the following year. The test strips must cross the entire field including knolls and low areas. Crop response to the field bioassay will indicate whether or not to plant the crops grown in the test strips. If no crop injury (such as poor germination, stunting, or chlorosis, malformation, or necrosis of leaves) or yield loss is evident from the crops grown in the test strips, the intended rotational crop may be planted. If herbicide symptoms or yield loss is observed do not plant the crop.

TANK MIXTURES

STREAMLINE® herbicide may be tank mixed with other herbicides which are registered for the same use sites, methods of application and timings as specified on this product label. Refer to the tank mix product label for any additional instructions or use restrictions. Include a spray adjuvant with STREAMLINE® when making postemergence applications. Refer to the adjuvant label for additional instructions or use restrictions. When tank mixing, use the most restrictive label limitations for each of the products being used in the tank mix.

ADJUVANTS

Methylated Seed Oils and Vegetable Oils: A methylated seed oil (MSO) or vegetable oil based adjuvant may provide increased leaf absorption of STREAMLINE®. Include the MSO or vegetable oil adjuvant at 0.5% to 1% v/v (2 quarts to 1 gallon per 100 gallons of spray solution).

Non-ionic Surfactants: Use a non-ionic surfactant at a rate of 0.25% to 1% v/v (0.5 to 1 gallon of surfactant per 100 gallons of spray solution). Surfactant products must contain at least 70% constituents effective as spray additives.

Crop Oil Concentrate (COC): Apply petroleum-based crop oil concentrate at 1% v/v (1 gallon per 100 gallons spray solution) or 2% under arid conditions.

- Oil adjuvants must contain at least 80% high quality, petroleum (mineral) or modified vegetable seed oil with at least 15% surfactant emulsifiers.

INVERT EMULSIONS

STREAMLINE® may be applied as an invert emulsion. The spray solution results in an invert (water-in-oil) spray emulsion designed to minimize spray drift and spray run-off, resulting in more herbicide deposited on the target foliage. The spray emulsion may be formed in a single tank (batch mixing) or injected (in-line mixing). Consult the invert chemical label for proper mixing directions.

INVASIVE SPECIES MANAGEMENT

This product may be considered for use on public, private, and tribal lands to treat certain weed species infestations that have been determined to be invasive, consistent with the Federal Interagency Committee for the Management of Noxious and Exotic Weeds (FICMNEW) National Early Detection and Rapid Response (EDRR) System for invasive plants. Effective EDRR systems address invasions by eradicating the invader where possible, and controlling them when the invasive species is too established to be feasibly eradicated. Once an EDRR assessment has been completed and action is recommended, a Rapid Response needs to be taken to quickly contain, deny reproduction, and if possible eliminate the invader. Consult your appropriate state extension service, forest service, or regional multidisciplinary invasive species management coordination team to determine the appropriate Rapid Response provisions and allowed treatments in your area.

RESISTANCE

When herbicides that affect the same biological site of action are used repeatedly over several years to control the same weed species in the same site, naturally-occurring resistant biotypes may survive a correctly applied herbicide treatment, propagate, and become dominant in that field.

Adequate control of these resistant weed biotypes cannot be expected. If weed control is unsatisfactory, it may be necessary to retreat the problem area using a product affecting a different site of action. To better manage herbicide resistance through delaying the proliferation and possible dominance of herbicide resistant weed biotypes, it may be necessary to change practices such as using a combination of retreatment, tank-mix partners and/or sequential herbicide applications that have a different site of action. Weed escapes that are allowed to go to seed will promote the spread of resistant biotypes. It is advisable to keep accurate records of pesticides applied to individual sites to help obtain information on the spread and dispersal of resistant biotypes. Consult your agricultural reseller, consultant, applicator, and/or appropriate state agricultural extension service representative for specific alternative cultural practices or herbicide recommendations available in your area.

INTEGRATED PEST MANAGEMENT

This product may be used as part of an Integrated Pest Management (IPM) program that can include biological, cultural, and genetic practices aimed at preventing economic pest damage. IPM principles and practices include site scouting or other detection methods, correct target pest identification, population monitoring, and treating when target pest populations reach locally determined action thresholds. Consult your state cooperative extension service, professional consultants or other qualified authorities to determine appropriate action treatment threshold levels for treating specific pest systems in your area.

PREPARING FOR USE - SITE SPECIFIC CONSIDERATIONS

Understanding the risks associated with the application of DuPont™ STREAMLINE® is essential to aid in preventing off-site injury to desirable vegetation and agricultural crops. The risk of off-site movement both during and after application may be affected by a number of site specific factors such as the nature, texture and stability of the soil, the intensity and direction of prevailing winds, vegetative cover, site slope, rainfall, drainage patterns, and other local physical and environmental conditions. A careful evaluation of the potential for off-site movement from the intended application site, including movement of treated soil by wind or water erosion, must be made prior to using STREAMLINE®. This evaluation is particularly critical where desirable vegetation or crops are grown on neighboring land for which the use of STREAMLINE® is not labeled. If prevailing local conditions may be expected to result in off-site movement and cause damage to neighboring desirable vegetation or agricultural crops, do not apply STREAMLINE®.

Before applying STREAMLINE® the user must read and understand all label directions, precautions and restrictions completely, including these requirements for a site specific evaluation. If you do not understand any of the instructions or precautions on the label, or are unable to make a site specific evaluation yourself, consult with your local DuPont Crop Protection representative, local agricultural dealer, university cooperative extension service, land manager, professional applicator, agricultural consultant, or other qualified authorities familiar with the area to be treated. If you still have questions regarding the need for site specific considerations please call 1-888-6-DUPONT.

NON-AGRICULTURAL USES

NON-AGRICULTURAL USE REQUIREMENTS

The requirements in this box apply to uses of this product that are not within the scope of the Worker Protection Standard (WPS) for agricultural pesticides (40 CFR Part 170). The WPS applies when this product is used to produce agricultural plants on farms, forests, nurseries, or greenhouses. Terrestrial non-crop weed control is not within the scope of the Worker Protection Standard. See the Product Information section of this label for a description of noncrop sites.

Do not enter or allow others to enter the treated area until sprays have dried.

APPLICATION INFORMATION

NON-CROP SITES

STREAMLINE® herbicide is a dispersible granule that is mixed in water and applied as a spray. STREAMLINE® may be applied broadcast using ground spray equipment, fixed wing aircraft or by helicopter. When applying by fixed wing aircraft or helicopter, follow directions under the Aerial Applications section of this label, otherwise refer to the section on Ground Applications when using surface equipment.

Apply STREAMLINE® preemergence or early postemergence when broadleaf weeds are actively germinating or growing. For perennial species on the label, a postemergence application must be used.

STREAMLINE® can provide long term control of susceptible weeds. The length of control is dependent upon the application rate, condition and growth stage of target weeds, environmental conditions at and following application, and the density and vigor of competing desirable vegetation. Best results for long term weed and brush control occur when grasses and other desired vegetation are allowed to recover from adverse environmental conditions and compete with undesirable brush or weeds.

STREAMLINE® may also be applied using low and high volume ground spray equipment.

Regardless of the application volume or spray equipment used, thorough coverage of the brush and weed foliage is necessary to optimize control results.

INDUSTRIAL TURFGRASS (UNIMPROVED ONLY)

Application Information

STREAMLINE® is labeled for selective broadleaf weed control in unimproved, well established industrial and roadside turfgrasses. STREAMLINE® is also labeled for the control of certain noxious and troublesome weeds in industrial turfgrass. Use a surfactant at the rate of 1 to 2 pints per 100 gallons of spray solution. A transient yellowing and/or stunting may be observed following an application of STREAMLINE®.

In addition to conventional spray equipment, STREAMLINE® may also be applied with invert emulsion equipment. When using an invert emulsion, mix the prescribed rate of STREAMLINE® in the water phase.

For turfgrass species that are not listed on this label, determine the suitability for such uses by treating a small area at a labeled application rate. Prior to treatment of larger areas, the treated area must be observed for any signs of herbicidal injury during 30 days of normal growing conditions to determine if the treatment is safe to the target species. The user assumes the responsibility for any plant damage or other liability resulting from use of STREAMLINE® on a turfgrass species not listed on this label.

Excessive injury may result when STREAMLINE® is applied to turfgrass that is under stress from drought, insects, disease, cold temperatures (winter injury) or poor fertility.

TURFGRASS TYPE	RATE OUNCES/ACRE
Bermudagrass	1.75 to 5.0
Bluegrass, Kentucky	1.75 to 5.0
Tall Fescue	1.75 to 5.0
Ryegrass, perennial ¹	1.75 to 3.0
Wheatgrass species ²	1.75 to 4.75
Smooth brome ²	1.75 to 4.75

9/17

- Transient injury (stunting, yellowing, seedhead suppression) can occur to industrial and roadside turfgrasses from applications of DuPont™ STREAMLINE®.
 - Applications to bermudagrass, Kentucky bluegrass and tall fescue industrial and roadside turfgrasses can cause transient stunting, yellowing and/or seedhead suppression. To reduce these transient symptoms, make application later in the spring after new growth is 4 to 6 inches tall or make application in the fall.
1. Do not apply STREAMLINE® to this turfgrass species unless potential turfgrass injury can be tolerated. Do not apply more than 3.0 ounces of STREAMLINE® per acre. Use surfactant at the rate of 0.5 to 1 pint per 100 gallons of spray solution.
 2. For crested and western wheatgrasses and smooth brome the injury (stunting, seedhead suppression) at the higher rates during the season of application may be severe. Areas that contain these turfgrass plants should recover as environmental conditions for good turfgrass growth occur.

SPECIFIC WEED PROBLEMS: COGONGRASS

In roadside turfgrass sites, apply STREAMLINE® at a minimum of 5 ounces per acre for seedhead suppression of cogongrass. For cogongrass control (stand reduction), apply STREAMLINE® at 10 to 11 ounces per acre. Multiple applications will be required for best control, not exceeding 11.5 ounces per acre per year. Best results when applied after final seasonal mowing of roadsides. Make applications in the fall prior to frost (applications generally begin in September).

BRUSH AND BROADLEAF WEED CONTROL

LOW VOLUME FOLIAR APPLICATION

See Table 1. STREAMLINE® Spray Volume and Use Rate Mixing Instructions chart. Adjust the STREAMLINE® spray concentration according to the spray volume per acre and the size and plant density of the target brush species. For best results, include an MSO adjuvant at the rate of 1% v/v. Good plant coverage is necessary for best results. Use

spray nozzles and pressure that will aid the proper deposition of the spray solution. Apply in sufficient spray volume to insure uniform spray distribution of spray particles over the area to be treated and to avoid spray drift. Use the higher concentration rates for dense brush canopies and hard to control brush species.

The application volume required will vary with the height and density of the brush and the type of application equipment.

In general, low volume ground application spray volumes range from 20 to 50 gallons per acre.

Ultra-low volume ground application spray volumes may range from 10 to 20 gallons per acre.

For low volume foliar applications, mix 30 to 46 ounces of STREAMLINE® per 100 gallons of spray solution. Do not apply more than 25 gallons of the spray solution per acre at the 46 ounces per 100 gallon spray solution.

See Table 1. STREAMLINE® Spray Volume and Use Rate Mixing Instructions chart.

HIGH VOLUME FOLIAR APPLICATION

High volume applications may be applied at rates equivalent to broadcast rates up to 11.5 ounces product per acre per year. Where a rate range is indicated for the brush species, use the higher rate for high density brush sites. For best results, use MSO adjuvant at the rate of 1% V/V to the spray solution.

When making broadcast applications, apply near the tops of the brush plants in a light drizzle pattern. The spray solution must reach the crown of the plants and trickle down into the canopy. Use sufficient spray volume to thoroughly and uniformly wet foliage and stems but don't over apply causing excessive run-off.

The application volume required will vary with the height and density of the brush and the type of application equipment.

High volume ground application spray volumes may range from 100 to 400 gallons per acre.

Table 1. STREAMLINE® Spray Volume and Use Rate Mixing Instructions

Total Spray Volume gallons/acre	STREAMLINE® 4.75 ounces/100 gallons of spray	STREAMLINE® 7.5 ounces/acre ounces/100 gallons of spray	STREAMLINE® 9.5 ounces/acre ounces/100 gallons of spray	STREAMLINE® *11.5 ounces/acre ounces/100 gallons of spray
400	1.19	1.88	2.38	2.88
300	1.6	2.5	3.2	3.83
200	2.38	3.75	4.75	5.75
100	4.75	7.5	9.5	11.5
75	6.33	10	12.7	15.3
50	9.5	15	19	23
40	12	18.75	23.75	28.75
30	15.8	25	31.7	38.3
25	19	30	38	46
20	23.75	37.5	47.5	57.5
15	31.7	50	63.3	76.7
10	47.5	75	95	115

* Do not exceed the maximum use rate of 11.5 ounces per acre per year.

10/17

Depending on the rate of product mixed, do not exceed the total spray volume (gallons per acre) in Table 1. For example, if a rate of 9 ounces per acre is needed and is to be applied at a total spray volume of up to 200 gallons per acre, mix at the rate of 4.5 ounces per 100 gallons of water.

See Table 1. DuPont™ STREAMLINE® Spray Volume and Use Rate Mixing Instructions chart.

SPOT APPLICATION

Small area backpack applications (spot applications) for broadleaf weed control may be applied at rates equivalent to the broadcast application rate up to a maximum of 11.5 ounces product per acre per year. Use sufficient spray volume to thoroughly and uniformly wet target weed or brush foliage. Do not apply more than 11.5 ounces product per broadcast acre per year as a result of broadcast, spot or repeat applications.

See Table 2. Small Area - Spot Spray Rate Chart for rates of DuPont™ STREAMLINE® needed for small area backpack applications. Application rates are based on 1 gallon of spray solution covering 1750 square feet.

Table 2. SMALL AREA – SPOT SPRAY RATE CHART

Amount of STREAMLINE® needed per 5 gallons of Spray Solution		
Broadcast Rate Ounces per Acre	STREAMLINE® per 5 gallons of Spray Solution	
	Ounces	Grams
1.75	0.35	10
2.5	0.5	14.2
4.5	0.9	25.5
4.75	0.95	27
6.0	1.2	34
7.5	1.5	42.6
9.5	1.9	54
11.5	2.3	65.3

BROADLEAF WEEDS CONTROLLED

Use the higher spray volumes, herbicide and adjuvant rates for heavy weed infestations and hard to control species.

1.75 to 4.5 Ounces per Acre

Aster	<i>Aster sp.</i>
Bahiagrass	<i>Paspalum notatum</i>
Beebalm	<i>Monarda sp.</i>
Bittercress	<i>Cardamine sp.</i>
Blackeyed-susan	<i>Rudbeckia hirta</i>
Buttercup, bur	<i>Ranunculus testiculatus</i>
Carrot, wild	<i>Daucus carota</i>
Catchfly, conical	<i>Silene conica</i>
Chamomile, false	<i>Matricaria maritima</i>
Chickweed, common	<i>Stellaria media</i>
Chicory	<i>Cichorium intybus</i>
Clover	<i>Trifolium sp.</i>
Clover, sweet	<i>Melilotus alba</i>
Cocklebur	<i>Xanthium sp.</i>
Cockle, corn	<i>Agrostemma githago</i>
Cockle, cow	<i>Vaccaria hispanica</i>
Coreopsis, plains	<i>Coreopsis tinctoria</i>
Crazyweed, silky	<i>Oxytropis sericea</i>
Croton, woolly	<i>Croton capitatus</i>
Dandelion	<i>Taraxacum officinale</i>
Dogfennel	<i>Eupatorium capillifolium</i>
Falseflax, smallseed	<i>Camelina microcarpa</i>

Fiddleneck, tarweed	<i>Amsinckia lycopsoides</i>
Filaree, redstem	<i>Erodium cicutarium</i>
Fleabane, rough	<i>Erigeron strigosus</i>
Flixweed	<i>Descurainia sophia</i>
Garlic, wild	<i>Allium canadense</i>

1.75 to 4.5 Ounces per Acre

Goldenrod	<i>Solidago sp.</i>
Groundsel, common	<i>Senecio vulgaris</i>
Lambsquarters	<i>Chenopodium album</i>
Lettuce, miners	<i>Claytonia perfoliata</i>
Lettuce, wild	<i>Lactuca virosa</i>
Mustard, blue	<i>Chorispora tenella</i>
Mustard, treacle	<i>Erysimum Cheiranthoides</i>
Mustard, tumble	<i>Sisymbrium altissimum</i>
Mustard, wild	<i>Sinapis arvensis</i>
Pennycress, field	<i>Thlaspi arvense</i>
Pigweed, redroot	<i>Amaranthus retroflexus</i>
Pigweed, smooth	<i>Amaranthus hybridus</i>
Purslane, common	<i>Portulaca oleracea</i>
Shepherd's-purse	<i>Capsella bursa-pastoris</i>
Smartweed, Pennsylvania	<i>Polygonum pennsylvanicum</i>
Sneezeweed, bitter	<i>Helenium amarum</i>
Sorrel	<i>Rumex sp.</i>
Sowthistle, annual	<i>Sonchus oleraceus</i>
Sunflower, Maximilian	<i>Helianthus maximiliani</i>
Tansymustard	<i>Descurainia pinnata</i>
Vetch, crown	<i>Coronilla varia</i>
Yankeeeweed	<i>Eupatorium compositifolium</i>
Yarrow, common	<i>Achillea millefolium</i>

4.75 to 9.5 Ounces per Acre

Arrowgrass, seaside	<i>Triglochin maritima</i>
Bindweed, field	<i>Convolvulus arvensis</i>
Caraway, wild	<i>Carum carvi</i>
Cinquefoil, sulphur	<i>Potentilla recta</i>
Crupina, common	<i>Crupina vulgaris</i>
Daisy, oxeye	<i>Leucanthemum vulgare</i>
Dock, curly	<i>Rumex crispus</i>
Dyer's woad	<i>Isatis tinctoria</i>
Fern, old world climbing	<i>Lygodium microphyllum</i>
Gaillardia, rosering	<i>Gaillardia puchella</i>
Greasewood	<i>Sarcobatus vermiculatus</i>
Gumweed, curlycup	<i>Grindelia cuneifolia</i>
Halogeton	<i>Halogeton glomeratus</i>
Hemlock, poison	<i>Conium maculatum</i>
Henbane, black	<i>Hyoscyamus niger</i>
Henbit	<i>Lamium amplexicaule</i>
Honeysuckle	<i>Lonicera sp.</i>
Houndstongue	<i>Cynoglossum officinale</i>
Iris, wild	<i>Iris missouriensis</i>
Ironweed, tall	<i>Vernonia gigantea</i>
Knapweed, diffuse	<i>Centaurea diffusa</i>
Knapweed, Russian ¹	<i>Centaurea repens</i>
Knapweed, spotted	<i>Centaurea biebersteinii</i>
Knotweed, prostrate	<i>Polygonum aviculare</i>
Kochia	<i>Kochia scoparia</i>
Lespedeza, sericea	<i>Lespedeza cuneata</i>
Lettuce, prickly	<i>Lactuca serriola</i>
Loosestrife, purple	<i>Lythrum salicaria</i>
Lupine	<i>Lupinus sp.</i>
Marestail/horseweed	<i>Conyza canadensis</i>
Mullein, common	<i>Verbascum thapsus</i>
Mullein, turkey	<i>Croton setigerus</i>
Mustard, garlic	<i>Alliaria petiolata</i>
Pepperweed, perennial	<i>Lepidium latifolium</i>
Plantain	<i>Plantago sp.</i>
Plantain, buckhorn	<i>Plantago lanceolata</i>
Poison-ivy, eastern	<i>Toxicodendron radicans</i>
Ragweed, common	<i>Ambrosia artemisiifolia</i>
Ragweed, western	<i>Ambrosia psilostachya</i>
Ragwort, tansy	<i>Senecio jacobaea</i>
Salsify	<i>Tragopogon sp.</i>
Salsify, western	<i>Tragopogon dubius</i>
Scabious, purple	<i>Scabiosa columbaria</i>
Scouringrush	<i>Equisetum hyemale</i>
Skeletonweed, rush ²	<i>Chondrilla juncea</i>

11/17

4.75 to 9.5 Ounces per Acre

Snakeweed, broom ²	<i>Gutierrezia sarothrae</i>
Sowthistle, common	<i>Sonchus oleraceus</i>
Spurge, leafy	<i>Euphorbia esula</i>
St. John'swort	<i>Hypericum perforatum</i>
Starthistle, yellow	<i>Centaurea solstitialis</i>
Sunflower, common	<i>Helianthus annuus</i>
Tansy, common	<i>Tanacetum vulgare</i>
Teasel, common	<i>Dipsacus fullonum</i>
Thistle, bull	<i>Cirsium vulgare</i>
Thistle, Canada	<i>Cirsium arvense</i>
Thistle, cotton	<i>Onopordum acanthium</i>
Thistle, musk	<i>Carduus nutans</i>
Thistle, plumeless	<i>Carduus acanthoides</i>
Thistle, Russian	<i>Salsola iberica</i>
Thistle, Scotch	<i>Onopordum acanthium</i>
Whitetop (hoary cress)	<i>Cardaria draba</i>

7.5 to 11.5 Ounces per Acre

Larkspur, duncecap	<i>Delphinium occidentale</i>
Larkspur, tall	<i>Delphinium glaucum</i>
Parsnip, wild	<i>Pastinaca sativa</i>
Toadflax, dalmation ¹	<i>Linaria dalmatica</i>
Toadflax, yellow ¹	<i>Linaria vulgaris</i>

1-Suppression: a visual reduction in weed competition (reduced population or vigor) as compared to an untreated area.

2-In western US, apply in fall at rosette stage

12/17

BRUSH CONTROLLED: Use the higher spray volumes, herbicide and adjuvant rates for heavy weed and brush infestations, hard to control species and dense hardwood canopies.

Thorough spray coverage of all brush foliage is necessary for best control.

Do not exceed 11.5 ounces broadcast per acre per year.

DuPont™ STREAMLINE®

BRUSH		Rate High Volume Foliar ounces/100 gallon	Rate Broadcast Foliar ounces/acre
Ash	<i>Fraxinus sp.</i>	7.5 - 11.5	9.5 - 11.5
Aspen	<i>Populus sp.</i>	7.5 - 11.5	9.5 - 11.5
Baccharis, eastern	<i>Baccharis halimifolia</i>	7.5 - 11.5	9.5 - 11.5
Black locust	<i>Robinia pseudoacacia</i>	7.5 - 11.5	9.5 - 11.5
Black Tupelo	<i>Nyssa sylvatica</i>	7.5 - 11.5	9.5 - 11.5
Boxelder	<i>Acer negundo</i>	7.5 - 11.5	9.5 - 11.5
Camelthorn	<i>Acacia erioloba</i>	7.5 - 11.5	9.5 - 11.5
Cherry	<i>Prunus sp.</i>	7.5 - 11.5	9.5 - 11.5
Cottonwood	<i>Populus sp.</i>	7.5 - 11.5	9.5 - 11.5
Elderberry	<i>Sambucus sp.</i>	7.5 - 11.5	9.5 - 11.5
Elm	<i>Ulmus sp.</i>	7.5 - 11.5	9.5 - 11.5
Gorse, common	<i>Ulex europaeus</i>	7.5 - 11.5	9.5 - 11.5
Hackberry	<i>Celtis occidentalis</i>	7.5 - 11.5	9.5 - 11.5
Hawthorn	<i>Crataegus sp.</i>	7.5 - 11.5	9.5 - 11.5
Honeysuckle	<i>Lonicera sp.</i>	7.5 - 11.5	9.5 - 11.5
Kudzu ¹	<i>Pueraria montana</i>	7.5 - 11.5	9.5 - 11.5
Maple, red	<i>Acer rubrum</i>	7.5 - 11.5	9.5 - 11.5
Maple, silver	<i>Acer sacharinum</i>	7.5 - 11.5	9.5 - 11.5
Mesquite	<i>Prosopis glandulosa</i>	7.5 - 11.5	9.5 - 11.5
Mulberry	<i>Morus sp.</i>	7.5 - 11.5	9.5 - 11.5
Ocean spray	<i>Holodiscus sp.</i>	7.5 - 11.5	9.5 - 11.5
Osage orange	<i>Maclura pomifera</i>	7.5 - 11.5	9.5 - 11.5
Persimmon, common	<i>Diospyros virginiana</i>	7.5 - 11.5	9.5 - 11.5
Snowberry	<i>Symphoricarpos sp.</i>	7.5 - 11.5	9.5 - 11.5
Sugarberry	<i>Celtis laevigata</i>	7.5 - 11.5	9.5 - 11.5
Sumac	<i>Rhus sp.</i>	7.5 - 11.5	9.5 - 11.5
Sycamore	<i>Acer pseudoplatanus</i>	7.5 - 11.5	9.5 - 11.5
Tallow, Chinese	<i>Sapium sebiferum</i>	7.5 - 11.5	9.5 - 11.5
Tree of heaven	<i>Ailanthus altissima</i>	7.5 - 11.5	9.5 - 11.5
Willow	<i>Salix sp.</i>	7.5 - 11.5	9.5 - 11.5
Yellow poplar	<i>Liriodendron tulipifera</i>	7.5 - 11.5	9.5 - 11.5
Cedar, Eastern red ²	<i>Juniperus virginiana</i>	9.5 - 11.5	11.5
Firs	<i>Abies sp.</i>	9.5 - 11.5	11.5
Huisache	<i>Acacia farnesiana</i>	9.5 - 11.5	11.5
Oaks	<i>Quercus sp.</i>	9.5 - 11.5	11.5
Sassafras	<i>Sassafras albidum</i>	9.5 - 11.5	11.5
Spruce, black	<i>Picea mariana</i>	9.5 - 11.5	11.5
Spruce, white	<i>Picea glauca</i>	9.5 - 11.5	11.5
VINES and BRIARS			
Blackberry	<i>Rubus sp.</i>	7.5 - 11.5	9.5 - 11.5
Dewberry	<i>Rubus trivialis</i>	7.5 - 11.5	9.5 - 11.5
Grape, wild	<i>Vitis rotundifolia</i>	7.5 - 11.5	9.5 - 11.5
Multiflora rose	<i>Rosa multiflora</i>	7.5 - 11.5	9.5 - 11.5
Salmonberry	<i>Rubus spectabilis</i>	7.5 - 11.5	9.5 - 11.5
Thimbleberry	<i>Rubus parviflorus</i>	7.5 - 11.5	9.5 - 11.5
Wild roses	<i>Rosa sp.</i>	7.5 - 11.5	9.5 - 11.5

1- For best control multiple year applications may be necessary.

2- For best control use high volume foliar applications.

SPRAY EQUIPMENT

Low rates of DuPont™ STREAMLINE® can kill or severely injure most crops. Following a STREAMLINE® application, the use of spray equipment to apply other pesticides to crops on which STREAMLINE® is not registered may result in their damage. The most effective way to reduce this crop damage potential is to use dedicated mixing and application equipment.

Ground

Use a sufficient volume of water to ensure thorough coverage when applying STREAMLINE® as a broadcast or directed spray.

Select a spray volume and delivery system that will ensure thorough coverage and a uniform spray pattern. Be sure the sprayer is calibrated before use. Avoid overlapping and shut off spray booms while starting, turning, slowing, or stopping to avoid injury to desired species.

Air

STREAMLINE® may be applied by either fixed wing aircraft or helicopter spray equipment. However, do not make application by air unless appropriate buffer zones can be maintained to minimize potential spray drift out of the target areas.

Select a spray volume and delivery system that will ensure thorough coverage and a uniform spray pattern. Be sure the sprayer is calibrated. Avoid overlapping and shut off spray booms while starting, turning or slowing to avoid injury to desired species.

The application volume required will vary with the height and density of the brush and the type of application equipment.

In general, aerial application spray volumes range from 15 to 25 gallons per acre.

MIXING INSTRUCTIONS

1. Fill the tank 1/3 to 1/2 full of water.
2. While agitating, add the required amount of STREAMLINE®.
3. Continue agitation until the STREAMLINE® is fully dispersed, at least 5 minutes.
4. Once the STREAMLINE® is fully dispersed, maintain agitation and continue filling tank with water. STREAMLINE® must be thoroughly mixed with water before adding any other material.
5. As the tank is filling, add tank mix partners (if desired) and then add the necessary volume of spray adjuvants. Always add spray adjuvants last.
6. If the mixture is not continuously agitated, settling will occur. If settling occurs, thoroughly re-agitate before using.
7. Apply STREAMLINE® spray mixture within 24 hours of mixing to avoid product degradation.
8. If STREAMLINE® and a tank mix partner are to be applied in multiple loads, pre-slurry STREAMLINE® in

clean water prior to adding it to the tank. This will prevent the tank mix partner from interfering with the dissolution of the STREAMLINE®.

SPRAYER CLEANUP

Thoroughly clean all mixing and spray equipment following applications of STREAMLINE® as follows:

1. Drain tank; thoroughly rinse spray tanks, boom, and hoses with clean water.
2. Fill the tank with clean water and 1 gallon of household ammonia (contains 3% active) for every 100 gallons of water.

Flush the hoses, boom, and nozzles with the cleaning solution. Then add more water to completely fill the tank.

Circulate the cleaning solution through the tank and hoses for at least 15 minutes. Flush the hoses, boom, and nozzles again with the cleaning solution, and then drain the tank.

Equivalent amounts of an alternate-strength ammonia solution or a commercial cleaner can be used in the cleanup procedure. If a commercial cleaner is used, carefully read and follow the individual cleaner instructions.

3. Remove the nozzles and screens and clean separately in bucket containing cleaning agent and water.
4. Repeat step 2.
5. Rinse the tank, boom, and hoses with clean water.
6. Dispose of the rinsate on a labeled site or at an approved waste disposal facility. If a commercial cleaner is used follow the directions for rinsate disposal on the label.

Caution: Do not use chlorine bleach with ammonia as dangerous gases will form. Do not clean equipment in an enclosed area.

Notes:

1. Always start with a clean spray tank.
2. Steam-cleaning spray tanks may be necessary to facilitate the removal of any caked deposits.
3. When STREAMLINE® is tank mixed with other pesticides, all cleanout procedures for each product must be examined and the most rigorous procedure must be followed.
4. In addition to this cleanout procedure, all pre-cleanout guidelines on subsequently applied products must be followed as per the individual labels.

SPRAY DRIFT MANAGEMENT

The interaction of many equipment and weather-related factors determines the potential for spray drift. The applicator is responsible for considering all these factors when making application decisions. Avoiding spray drift is the responsibility of the applicator.

IMPORTANCE OF DROPLET SIZE

The most effective drift management strategy is to apply the largest droplets which are consistent with pest control objectives. The presence of sensitive species nearby, the environmental conditions, and pest pressure may affect how

14/17

an applicator balances drift control and coverage. Applying larger droplets reduces drift potential, but will not prevent drift if applications are made improperly or under unfavorable environmental conditions.

A droplet size classification system describes the range of droplet sizes produced by spray nozzles. The American Society of Agricultural and Biological Engineers (ASABE) provide a Standard that describes droplet size spectrum categories defined by a number of reference nozzles (fine, coarse, etc.). Droplet spectra resulting from the use of a specific nozzle may also be described in terms of volume mean diameter (VMD). Coarser droplet size spectra have larger VMD's and lower drift potential.

CONTROLLING DROPLET SIZE - GROUND APPLICATION

- **Nozzle Type** - Select a nozzle type that is designed for the intended application. With most nozzle types, narrower spray angles produce larger droplets. The use of low-drift nozzles will reduce drift potential.
- **Pressure** - The lowest spray pressures recommended for the nozzle produce the largest droplets. Higher pressure reduces droplet size and does not improve canopy penetration. When higher flow rates are needed, using a higher-capacity nozzle instead of increasing pressure results in the coarsest droplet spectrum.
- **Flow Rate/Orifice Size** - Using the highest flow rate nozzles (largest orifice) that are consistent with pest control objectives reduces the potential for spray drift. Nozzles with higher rated flows produce coarser droplet spectra.

CONTROLLING DROPLET SIZE – AIRCRAFT

- **Nozzle Type** - Solid stream, or other low drift nozzles produce the coarsest droplet spectra.
- **Number of Nozzles** - Using the minimum number of nozzles with the highest flow rate that provide uniform coverage will produce a coarser droplet spectrum
- **Nozzle Orientation** - Orienting nozzles in a manner that minimizes the effects of air shear will produce the coarsest droplet spectra. For some nozzles such as solid stream, pointing the nozzles straight back parallel to the airstream will produce a coarser droplet spectrum than other orientations.
- **Pressure** – Selecting the pressure that produces the coarsest droplet spectrum for a particular nozzle and airspeed reduces spray drift potential. For some nozzle types such as solid streams, lower pressures can produce finer droplet spectra and increase drift potential

BOOM LENGTH (AIRCRAFT), AND APPLICATION HEIGHT

- **Boom Length (aircraft)** - Using shorter booms decreases drift potential. Boom lengths are expressed as a percentage of an aircraft's wingspan or a helicopter's rotor blade diameter. Shorter boom length and proper positioning can minimize drift caused by wingtip or rotor vortices.
- **Application Height (aircraft)** - Applications made at the lowest height that are consistent with pest control

objectives and the safe operation of the aircraft will reduce the potential for spray drift.

- **Application Height (ground)** - Applications made at the lowest height consistent with pest control objectives, and that allow the applicator to keep the boom level with the application site and minimize bounce, will reduce the exposure of spray droplets to evaporation and wind, and reduce spray drift potential.

WIND

Drift potential is lowest when applications are made in light to gentle sustained winds (2-10 mph), which are blowing in a constant direction. Many factors, including droplet size and equipment type also determine drift potential at any given wind speed. AVOID GUSTY OR WINDLESS CONDITIONS.

Local terrain can also influence wind patterns. Every applicator is expected to be familiar with local wind patterns and how they affect spray drift.

TEMPERATURE AND HUMIDITY

Setting up equipment to produce larger droplets to compensate for droplet evaporation can reduce spray drift potential. Droplet evaporation is most severe when conditions are both hot and dry.

SURFACE TEMPERATURE INVERSIONS

Drift potential is high during a surface temperature inversion. Surface inversions restrict vertical air mixing, which may cause small suspended droplets to remain close to the ground and move laterally in a concentrated cloud. Surface inversions are characterized by increasing temperature with altitude and are common on nights with limited cloud cover and light to no wind. They begin to form as the sun sets and often continue into the morning. Mist or fog may indicate the presence of an inversion in humid areas. Inversions may also be identified by producing smoke and observing its behavior. Smoke that remains close to the ground, or moves laterally in a concentrated cloud under low wind conditions indicates a surface inversion. Smoke that moves upward and rapidly dissipates indicates good vertical air mixing.

AIR ASSISTED (AIR BLAST) FIELD CROP SPRAYERS

Air assisted field crop sprayers carry droplets to the target via a downward directed air stream. Some may reduce the potential for drift, but if a sprayer is unsuitable for the application and/or set up improperly, high drift potential can result. It is the responsibility of the applicator to determine that a sprayer is suitable for the intended application, that it is configured properly, and that drift potential has been minimized.

Note: Air assisted field sprayers can affect product performance by affecting spray coverage and canopy penetration. Read the specific crop use and application equipment instructions to determine if an air assisted field crop sprayer can be used.

10/17

SENSITIVE AREAS

Making applications when there is a sustained wind moving away from adjacent sensitive areas (e.g., residential areas, bodies of water, known habitat for threatened or endangered species, non-target crops) is an effective way to minimize the effect of spray drift.

DRIFT CONTROL ADDITIVES

Using product compatible drift control additives can reduce drift potential. When a drift control additive is used, read and carefully observe cautionary statements and all other information on the additive's label. If using an additive that increases viscosity, ensure that the nozzles and other application equipment will function properly with a viscous spray solution. Preferred drift control additives have been certified by the Chemical Producers and Distributors Association (CPDA).

STORAGE AND DISPOSAL

Do not contaminate water, food or feed by storage and disposal.

Pesticide Storage: Store product in original container only. Store in a cool, dry place.

Pesticide Disposal: Waste resulting from the use of this product must be disposed of on site or at an approved waste disposal facility.

CONTAINER HANDLING: Refer to the Net Contents section of this product's labeling for the applicable "Refillable Container" or "Nonrefillable Container" designation.

Nonrefillable Plastic and Metal Containers (Capacity Equal to or Less Than 50 Pounds):

Nonrefillable container. Do not reuse or refill this container. Triple rinse container (or equivalent) promptly after emptying. Triple rinse as follows: Empty the remaining contents into application equipment or a mix tank. Fill the container 1/4 full with water and recap. Shake for 10 seconds. Pour rinsate into application equipment or a mix tank or store rinsate for later use or disposal. Drain for 10 seconds after the flow begins to drip. Repeat this procedure two more times. Then, for Plastic Containers, offer for recycling if available or puncture and dispose of in a sanitary landfill, or by incineration. Do not burn, unless allowed by state and local ordinances. For Metal Containers, offer for recycling if available or reconditioning if appropriate, or puncture and dispose of in a sanitary landfill, or by other procedures approved by state and local authorities.

Nonrefillable Plastic and Metal Containers (Capacity Greater Than 50 Pounds):

Nonrefillable container. Do not reuse or refill this container. Triple rinse container (or equivalent) promptly after emptying. Triple rinse as follows: Empty the remaining contents into application equipment or a mix tank. Fill the container 1/4 full with water. Replace and tighten closures. Tip container on its side and roll it back and forth, ensuring at least one complete revolution, for 30 seconds. Stand the container on its end and tip it back and forth several times. Turn the container over onto its other end and tip it back and forth several times. Empty the rinsate into application equipment or a mix tank or store rinsate for later use or disposal. Repeat this procedure two more times. Then, for Plastic Containers, offer for recycling if available or puncture and dispose of in a sanitary landfill, or by incineration. Do not burn, unless allowed by state and local ordinances. For Metal Containers, offer for recycling if available or reconditioning if appropriate, or puncture and dispose of in a sanitary landfill, or by other procedures approved by state and local authorities.

Nonrefillable Plastic and Metal Containers, e.g., Intermediate Bulk Containers [IBC] (Size or Shape Too Large to be Tipped, Rolled or Turned Upside Down):

Nonrefillable container. Do not reuse or refill this container. Clean container promptly after emptying the contents from this container into application equipment or mix tank and before final disposal using the following pressure rinsing procedure. Insert a lance fitted with a suitable tank cleaning nozzle into the container and ensure that the water spray thoroughly covers the top, bottom and all sides inside the container. The nozzle manufacturer generally provides instructions for the appropriate spray pressure, spray duration and/or spray volume. If the manufacturer's instructions are not available, pressure rinse the container for at least 60 seconds using a minimum pressure of 30 PSI with a minimum rinse volume of 10% of the container volume. Drain, pour or pump rinsate into application equipment or rinsate collection system. Repeat this pressure rinsing procedure two more times. Then, for Plastic Containers, offer for recycling if available or puncture and dispose of in a sanitary landfill, or by incineration. For Metal Containers, offer for recycling if available or reconditioning if appropriate, or puncture and dispose of in a sanitary landfill, or by other procedures approved by state and local authorities.

Nonrefillable Paper or Plastic Bags, Fiber Sacks including Flexible Intermediate Bulk Containers (FIBC) or Fiber Drums With Liners: Nonrefillable container. Do not reuse or refill this container. Completely empty paper or plastic bag, fiber sack or drum liner by shaking and tapping sides and bottom to loosen clinging particles. Empty residue into application or manufacturing equipment. Then offer for recycling if available or dispose of empty paper or plastic bag, fiber sack or fiber drum and liner in a sanitary landfill, or by incineration. Do not burn, unless allowed by state and local ordinances.

Refillable Fiber Drums With Liners: Refillable container (fiber drum only). Refilling Fiber Drum: Refill this fiber drum with DuPont™ STREAMLINE® herbicide containing aminocyclopyrachlor and metsulfuron methyl only. Do not reuse this fiber drum for any other purpose. Cleaning before refilling is the responsibility of the refiller. Completely empty liner by shaking and tapping sides and bottom to loosen clinging particles. Empty residue into application or manufacturing equipment. Disposing of Fiber Drum and/or Liner: Do not reuse this fiber drum for any other purpose other than refilling (see preceding). Cleaning the container (liner and/or fiber drum) before final disposal is the responsibility of the person disposing of the container. Offer the liner for recycling if available or dispose of liner in a sanitary landfill, or by incineration. Do not burn, unless allowed by state and local ordinances. If drum is contaminated and cannot be reused, dispose of it in the manner required for its liner. To clean the fiber drum before final disposal, completely empty the fiber drum by shaking and tapping sides and bottom to loosen clinging particles. Empty residue into application or manufacturing equipment. Then offer the fiber drum for recycling if available or dispose of in a sanitary landfill, or by incineration. Do not burn, unless allowed by state and local ordinances.

All Other Refillable Containers: Refillable container.

Refilling Container: Refill this container with STREAMLINE® herbicide containing aminocyclopyrachlor and metsulfuron methyl only. Do not reuse this container for any other purpose. Cleaning before refilling is the responsibility of the refiller. Prior to refilling, inspect carefully for damage such as cracks, punctures, abrasions, worn out threads and closure devices. If damage is found, do not use the container, contact DuPont at the number below for instructions. Check for leaks after refilling and before transporting. If leaks are found, do not reuse or transport container, contact DuPont at the number below for instructions. Disposing of Container: Do not reuse this container for any other purpose other than refilling (see preceding). Cleaning the container before final disposal is the responsibility of the person disposing of the container. To clean the container before final disposal, use the following pressure rinsing procedure. Insert a lance fitted with a suitable tank cleaning nozzle into the container and ensure that the water spray thoroughly covers the top, bottom and all sides inside the container. The nozzle manufacturer generally provides instructions for the appropriate spray pressure, spray duration and/or spray volume. If the manufacturer's instructions are not available, pressure rinse the container for at least 60 seconds using a minimum pressure of 30 PSI with a minimum rinse volume of 10% of the container volume. Drain, pour or pump rinsate into application equipment or rinsate collection system. Repeat this pressure rinsing procedure two more times. Then, for Plastic Containers, offer for recycling if available or puncture and dispose of in a sanitary landfill, or by incineration. Do not burn, unless allowed by state and local ordinances. For Metal Containers, offer for recycling if available or reconditioning if appropriate, or puncture and dispose of in a sanitary landfill, or by other procedures approved by state and local authorities.

Outer Foil Pouches of Water Soluble Packets (WSP):

Nonrefillable container. Do not reuse or refill this container. Offer for recycling if available or, dispose of the empty outer foil pouch in the trash as long as WSP is unbroken. If the outer pouch contacts the formulated product in any way, the pouch must be triple rinsed with clean water. Add the rinsate to the spray tank and dispose of the outer pouch as described previously.

Do not transport if this container is damaged or leaking. If the container is damaged, leaking or obsolete, or in the event of a major spill, fire or other emergency, contact DuPont at 1-800-441-3637, day or night.

NOTICE TO BUYER: Purchase of this material does not confer any rights under patents of countries outside of the United States.

The DuPont Oval, DuPont™ and STREAMLINE® are trademarks or registered trademarks of E. I. duPont de Nemours and Company.

SL - 1780-2 091213 11-21-12

12/17

LIMITATION OF WARRANTY AND LIABILITY

NOTICE: Read this Limitation of Warranty and Liability Before Buying or Using This Product. If the Terms Are Not Acceptable, Return the Product at Once, Unopened, and the Purchase Price Will Be Refunded. It is impossible to eliminate all risks associated with the use of this product. Such risks arise from weather conditions, soil factors, off target movement, unconventional farming techniques, presence of other materials, the manner of use or application, or other unknown factors, all of which are beyond the control of DuPont. These risks can cause: ineffectiveness of the product, crop injury, or injury to non-target crops or plants.

WHEN YOU BUY OR USE THIS PRODUCT, YOU AGREE TO ACCEPT THESE RISKS.

DuPont warrants that this product conforms to the chemical description on the label thereof and is reasonably fit for the purpose stated in the Directions for Use, subject to the inherent risks described above, when used in accordance with the Directions for Use under normal conditions.

TO THE EXTENT CONSISTENT WITH APPLICABLE LAW, DUPONT MAKES NO OTHER EXPRESS OR IMPLIED WARRANTY OF FITNESS OR OF MERCHANTABILITY OR ANY OTHER EXPRESS OR IMPLIED WARRANTY. TO THE EXTENT CONSISTENT WITH APPLICABLE LAW, IN NO EVENT SHALL DUPONT OR SELLER BE LIABLE FOR ANY INCIDENTAL, CONSEQUENTIAL OR SPECIAL DAMAGES RESULTING FROM THE USE OR HANDLING OF THIS PRODUCT. BUYER'S OR USER'S BARGAINED-FOR EXPECTATION IS CROP PROTECTION. TO THE EXTENT CONSISTENT WITH APPLICABLE LAW, THE EXCLUSIVE REMEDY OF THE USER OR BUYER AND THE EXCLUSIVE LIABILITY OF DUPONT OR SELLER, FOR ANY AND ALL CLAIMS, LOSSES, INJURIES OR DAMAGES (INCLUDING CLAIMS BASED ON BREACH OF WARRANTY OR CONTRACT, NEGLIGENCE, TORT OR STRICT LIABILITY), WHETHER FROM FAILURE TO PERFORM OR INJURY TO CROPS OR OTHER PLANTS, AND RESULTING FROM THE USE OR HANDLING OF THIS PRODUCT, SHALL BE THE RETURN OF THE PURCHASE PRICE OF THE PRODUCT, OR AT THE ELECTION OF DUPONT OR SELLER, THE REPLACEMENT OF THE PRODUCT.

To the extent consistent with applicable law that allows such requirement, DuPont or its Ag Retailer must have prompt notice of any claim so that an immediate inspection of buyer's or user's growing crops can be made. Buyer and all users shall promptly notify DuPont or a DuPont Ag Retailer of any claims, whether based on contract, negligence, strict liability, other tort or otherwise, or be barred from any remedy. This Limitation of Warranty and Liability may not be amended by any oral or written agreement.

For product information call: 1-888-6-DUPONT

Internet address: <http://cropprotection.dupont.com/>

© 2011-2013 E. I. du Pont de Nemours and Company, 1007 Market Street, Wilmington, Delaware 19898.

All rights reserved.