

352-845

9/19/2013

1/18



UNITED STATES ENVIRONMENTAL PROTECTION AGENCY
WASHINGTON, D.C. 20460

OFFICE OF CHEMICAL SAFETY
AND POLLUTION PREVENTION

Rebecca M. Ashley
DuPont Crop Protection
P.O. Box 30
Newark, DE 19714

SEP 19 2013

Subject: Notification; Per PR-Notice 98-10
DuPont Plainview Herbicide
EPA Reg. No. 352-845
Date Submitted: September 16, 2013

Dear Ms. Ashley:

The Agency is in receipt of your Application for Pesticide Notification under Pesticide Registration Notice (PRN) 98-10 dated September 16, 2013 for the product referenced above. The Registration Division (RD) has conducted a review of this request for its applicability under PRN 98-10 and finds that the action requested falls within the scope of PRN 98-10. The label submitted with the application has been stamped "Notification" and will be placed in our records.

If you have any questions regarding this letter, please contact me at (703) 306-0415 or davis.kable@epa.gov.

Sincerely,

A handwritten signature in black ink, appearing to read "Kable Bo Davis", written over a horizontal line.

Kable Bo Davis
Product Manager 25
Herbicide Branch
Registration Division (7505P)

2/18

Please read instructions on reverse before completing form.

Form Approved, OMB No. 2070-0060. Approval expires 05-31-98



United States
Environmental Protection Agency
Washington, DC 20460

☐ Registration
☐ Amendment
☒ Other

OPP Identifier Number
XXXXXXX

Application for Pesticide - Section I

| | | |
|--|--|--|
| 1. Company/Product Number 352-845 | 2. EPA Product Manager Kable Davis | 3. Proposed Classification <input checked="" type="checkbox"/> None <input type="checkbox"/> Restricted |
| 4. Company/Product (Name) DuPont™ Plainview™ Herbicide | PM# 25 | |
| 5. Name and Address of Applicant (Include ZIP Code) E. I. du Pont de Nemours & Company Crop Protection, P. O. Box 30 Newark, DE 19714-0030 Attention: R. M. Ashley <input type="checkbox"/> Check if this is a new address | 6. Expedited Review. In accordance with FIFRA Section 3(c)(3) (b)(i), my product is similar or identical in composition and labeling to: EPA Reg. No. _____ Product Name _____ | |

Section - II

| | | |
|--|--|--|
| <input type="checkbox"/> Amendment - Explain below. | <input type="checkbox"/> Final printed labels in response to Agency letter dated _____ | NOTIFICATION SEP 19 2013 |
| <input type="checkbox"/> Resubmission in response to Agency letter dated _____ | <input type="checkbox"/> "Me Too" Application. | |
| <input checked="" type="checkbox"/> Notification - Explain below. | <input type="checkbox"/> Other - Explain below. | |

Explanation: Use additional page(s) if necessary. (For section I and Section II.)

Submission of Amended Labeling for DuPont™ Viewpoint® Herbicide (SL-1387-1 091213 08-08-13) via notification

This notification is consistent with the provisions of PR Notice 98-10 and EPA regulations at 40 CFR 152.46, and no other changes have been made to the labeling or the confidential statements of formula of this product. I understand that it is a violation of 18 U.S.C. Sec. 1001 to willfully make any false statement to EPA. I further understand that if this notification is not consistent with the terms of PR Notice 98-10 and 40 CFR 152.46, this product may be in violation of FIFRA and I may be subject to enforcement action and penalties under sections 12 and 14 of FIFRA.

Section - III

| | | | | | |
|---|---|--|--|---|--|
| 1. Material This Product Will Be Packaged In: | | | | 2. Type of Container | |
| Child-Resistant Packaging <input type="checkbox"/> Yes* <input type="checkbox"/> No | Unit Packaging <input type="checkbox"/> Yes <input type="checkbox"/> No | Water Soluble Packaging <input type="checkbox"/> Yes <input type="checkbox"/> No | <input type="checkbox"/> Metal <input type="checkbox"/> Plastic <input type="checkbox"/> Glass <input type="checkbox"/> Paper <input type="checkbox"/> Other (Specify) _____ | | |
| * Certification must be submitted If "Yes" Unit Packaging wgt. No. per container If "Yes" Package wgt. No. per container | | | | | |
| 3. Location of Net Contents Information <input type="checkbox"/> Label <input type="checkbox"/> Container | | 4. Size(s) Retail Container | | 5. Location of Label Directions <input type="checkbox"/> On Label <input type="checkbox"/> On Labeling accompanying product | |
| 6. Manner in Which Label is Affixed to Product <input type="checkbox"/> Lithograph <input type="checkbox"/> Paper glued <input type="checkbox"/> Stenciled | | | | <input type="checkbox"/> Other _____ | |

Section - IV

| | | | | | |
|---|--|-------------------------------------|--|---|---|
| 1. Contact Point (Complete items directly below for identification of individual to be contacted, if necessary, to process this application.) | | | | | |
| Name Rebecca M. Ashley | | Title US Registration Manager | | Telephone No. (Include Area Code) 302-451-0829 | |
| Certification I certify that the statements I have made on this form and all attachments thereto are true, accurate and complete. I acknowledge that any knowingly false or misleading statement may be punishable by fine or imprisonment or both under applicable law. | | | | | 6. Date Application Received (Stamped) |
| 2. Signature | | 3. Title US Registration Manager | | | |
| 4. Typed Name Rebecca M. Ashley | | 5. Date 9/16/2013 | | | |



2/18
DuPont Crop Protection
Stine-Haskell Research Center
P.O. Box 30
Newark, DE 19714-0030

ACTION: NOTIFICATION

FEE CATEGORY: NONE

REGISTRATION FEE: \$0

E-mail Contact: DuPont.USRegFee@usa.DuPont.com

September 16, 2013

Mr. Kable (Bo) Davis
c/o Document Processing Desk (NOTIF)
Office of Pesticide Programs (7504P)
U.S. Environmental Protection Agency
One Potomac Yard
2777 S. Crystal Drive
Arlington, VA 22202

NOTIFICATION

SEP 19 2013

**Subject: Submission of Label changes via Notification
DuPont™ Plainview™ Herbicide (EPA Reg. No. 352-845)**

Dear Mr. Davis,

Enclosed is an application for Pesticide Amendment Form submitting a label change via notification for DuPont™ Plainview™ herbicide (EPA Reg. No. 352-845) (SL-1387-1 091213 08-08-13). Five (5) copies of the proposed label are included, including one copy with highlighted changes. A copy of the currently approved label is also enclosed for your reference (SL-1387 061013 08-08-13).

The only change to the currently approved labels is the rewording of the following statement in the "Important Restriction" section as requested by California:


From: During periods of intense rainfall, applications made to roadsides or other non-crop areas, to soils saturated with water, or soils through which rainfall will not readily penetrate may result in runoff and movement of PLAINVIEW™. Do not apply PLAINVIEW™ when these conditions exist.

To: Do not apply PLAINVIEW™ to roadsides or other noncrop areas during periods of intense rainfall, or where prevailing soils are either saturated with water or of a type through which rainfall will not readily penetrate, as this may result in off-site movement.

This notification is consistent with the provisions of PR Notice 98-10 and EPA regulations at 40 CFR 152.46, and no other changes have been made to the labeling or the confidential statements of formula of this product. I understand that it is a violation of 18 U.S.C. Sec. 1001 to willfully make any false statement to EPA. I further understand that if this notification is not consistent with the terms of PR Notice 98-10 and 40 CFR 152.46, this product may be in violation of FIFRA and I may be subject to enforcement action and penalties under sections 12 and 14 of FIFRA.

If you have any questions regarding this label, please contact me at 302-451-0829 or by email at Rebecca.m.Ashley@usa.dupont.com.

Best regards,


Rebecca M. Ashley
US Product Registration Manager

Enclosures

Highlighted copy



DuPont™ Plainview™

HERBICIDE

GROUP

2 and 4

HERBICIDE

DO NOT USE PLANT MATERIAL TREATED WITH PLAINVIEW™ FOR MULCH OR COMPOST

Dry Flowable

For Non-Crop Use

Active Ingredients

By Weight

| | |
|---|-------|
| Aminocyclopyrachlor | 31.2% |
| 6-amino-5-chloro-2-cyclopropyl-4-pyrimidinecarboxylic acid | |
| Sulfometuron methyl | 18.7% |
| Methyl 2-[[[(4,6-dimethyl-2-pyrimidinyl)amino]-carbonyl]amino]sulfonyl]benzoate} | |
| Chlorsulfuron | 9.4% |
| 2-Chloro-N-[(4-methoxy-6-methyl-1,3,5-triazin-2-yl)aminocarbonyl]benzenesulfonamide | |

Other Ingredients

40.7%

TOTAL

100.0%

EPA Reg. No. 352-845

EPA Est. No. _____

Nonrefillable Container

Net: _____

OR

Refillable Container

Net: _____

E. I. duPont de Nemours and Company
1007 Market Street
Wilmington, DE 19898

NOTIFICATION

SEP 19 2013

KEEP OUT OF REACH OF CHILDREN CAUTION

Si usted no entiende la etiqueta, busque a alguien para que se la explique a usted en detalle. (If you do not understand this label, find someone to explain it to you in detail.)

FIRST AID

IF IN EYES: Hold eye open and rinse slowly and gently with water for 15-20 minutes. Remove contact lenses, if present, after the first 5 minutes, then continue rinsing eye. Call a poison control center or doctor for treatment advice.

IF SWALLOWED: Call a poison control center or doctor immediately for treatment advice. Have person sip a glass of water if able to swallow. Do not induce vomiting unless told to do so by a poison control center or doctor. Do not give anything to an unconscious person.

Have the product container or label with you when calling a poison control center or doctor, or going for treatment. You may also contact 1-800-441-3637 for emergency medical treatment information.

PRECAUTIONARY STATEMENTS

HAZARDS TO HUMANS AND DOMESTIC ANIMALS

Causes moderate eye irritation. Harmful if swallowed. Avoid contact with eyes or clothing.

PERSONAL PROTECTIVE EQUIPMENT (PPE)

Some of the materials that are chemical-resistant to this product are listed below. If you want more options, follow the instructions for Category A on an EPA chemical resistance category selection chart.

Mixers, loaders, applicators and other handlers must wear:

- Long-sleeved shirt and long pants.
- Chemical resistant gloves made of any waterproof material such as polyethylene or polyvinyl chloride.
- Shoes plus socks.

5/18

Follow manufacturer's instructions for cleaning/maintaining PPE. If no such instructions for washables exist, use detergent and hot water. Keep and wash PPE separately from other laundry. Discard clothing and other absorbent materials that have been drenched or heavily contaminated with this product. Do not reuse them.

ENGINEERING CONTROL STATEMENTS

When handlers use closed systems or enclosed cabs in a manner that meets the requirements listed in the Worker Protection Standard (WPS) for agricultural pesticides [40 CFR part 170.240 (d)(4-6)], the handler PPE requirements may be reduced or modified as specified in the WPS. Pilots must use an enclosed cockpit in a manner that is consistent with the WPS for Agricultural Pesticides [40 CFR 170.240(d)(6)].

IMPORTANT: When reduced PPE is worn because a closed system is being used, handlers must be provided all PPE specified above for "Mixers, loaders, applicators, and other handlers" and have such PPE immediately available for use in an emergency, such as a spill or equipment break-down.

USER SAFETY RECOMMENDATIONS

USERS SHOULD: Wash thoroughly with soap and water after handling and before eating, drinking, chewing gum, using tobacco or using the toilet. Remove clothing/PPE immediately if pesticide gets inside. Then wash thoroughly and put on clean clothing. Remove PPE immediately after handling this product. Wash the outside of gloves before removing. As soon as possible, wash thoroughly and change into clean clothing.

ENVIRONMENTAL HAZARDS

Do not apply directly to water, or to areas where surface water is present, or to intertidal areas below the mean high water mark. Do not contaminate water when disposing of equipment washwaters or rinsate.

Exposure to DuPont™ PLAINVIEW™ can injure or kill plants. Damage to susceptible plants can occur when soil particles are blown or washed off target onto cropland.

Surface Water Advisory

This product may impact surface water quality due to runoff of rain water. This is especially true for poorly draining soils and soils with shallow ground water. This product is classified as having high potential for reaching surface water via runoff for several months after application. A level, well-maintained vegetative buffer strip between areas to which this product is applied and surface water features such as ponds, streams, and springs will reduce the potential loading of aminocyclopyrachlor from runoff water and sediment. Runoff of this product will be reduced by avoiding applications when rainfall is forecasted to occur within 48 hours.

Ground Water Advisory

Aminocyclopyrachlor, an active ingredient in this product, has properties and characteristics associated with chemicals detected in ground water. This chemical may leach into ground water if used in areas where soils are permeable, particularly where the water table is shallow.

DIRECTIONS FOR USE

It is a violation of Federal law to use this product in a manner inconsistent with its labeling. For any requirements specific to your State or Tribe, consult the agency responsible for pesticide regulation. Do not apply this product in a way that will contact workers or other persons, either directly or through drift. Only protected handlers may be in the area during application.

PLAINVIEW™ must be used only in accordance with directions on this label or in separately published DuPont labeling. DuPont will not be responsible for losses or damages resulting from the use of this product in any manner not specifically instructed by DuPont. User assumes all risks associated with such non-labeled use.

PRODUCT INFORMATION

PLAINVIEW™ herbicide is a dispersible granule that is mixed in water and applied as a spray. PLAINVIEW™ herbicide may be applied by ground equipment only, except for rights-of-ways which may also be applied by helicopter for control of broadleaf weeds and grass species. PLAINVIEW™ is registered for general weed control on private, public and military lands as follows: uncultivated non-agricultural areas (such as airports, highway, railroad and utility rights-of-way (ROW), sewage disposal areas, etc.); uncultivated agricultural areas - non-crop producing (such as farmyards, fuel storage areas, fence rows, non-irrigation ditchbanks, barrier strips, etc.); industrial sites - outdoor (such as lumberyards, pipeline, and tank farms, etc.).

This product may be applied to terrestrial non-crop sites that contain areas of temporary surface water caused by collection of water, in equipment ruts, or in other depressions created by management activities. It is permissible to treat intermittently flooded low lying sites, seasonally dry flood plains and transitional areas between upland and lowland sites when no water is present. It is also permissible to treat marshes, swamps and bogs after water has receded, as well as seasonally dry flood deltas. PLAINVIEW™ may be applied up to the waters edge. Do not apply directly to water.

PLAINVIEW™ provides preemergence and/or postemergence control of the broadleaf weeds and grass species listed in the weeds controlled section of the label. For perennial species on the label, a postemergence application must be used. For

6/18

best postemergence performance, include an MSO type adjuvant to the spray solution. Excessive wetting of the target plant is not necessary but good spray coverage of the target plant is needed for best results.

DuPont™ PLAINVIEW™ is non-corrosive to spray equipment.

Do not apply more than 14.5 ounces of PLAINVIEW™ broadcast per acre per year. Do not apply more than three times per year.

When tank-mixing or sequentially applying products containing sulfometuron methyl, do not apply more than 4.5 ounces (0.281 pounds) of sulfometuron methyl per acre per application or exceed a maximum of 6 ounces (0.375 pounds) of sulfometuron methyl per acre per year.

BIOLOGICAL ACTIVITY

PLAINVIEW™ is quickly taken up by the leaves, stems and roots of plants. The effects of PLAINVIEW™ may be seen on plants from within a few hours to a few days. The most noticeable symptom is a bending and twisting of stems and leaves. Other advanced symptoms include severe necrosis, stem thickening, growth stunting, leaf crinkling, calloused stems and leaf veins, leaf-cupping, and enlarged roots. Death of treated broadleaf plants may require several more weeks and up to several months for some woody plant species.

PLAINVIEW™ is rain-fast at 4 hours after application.

IMPORTANT RESTRICTIONS

- Do not apply this product in areas where the roots of desirable trees and/or shrubs may extend unless injury or loss can be tolerated. Rootzone areas of desirable trees or vegetation are affected by local conditions and can extend well beyond the tree canopy.
- Do not apply this product if site-specific characteristics and conditions exist that could contribute to movement and unintended rootzone exposure to desirable trees or vegetation unless injury or loss can be tolerated.
- Follow the Spray Drift Restrictions section when making any type of applications with this product. Appropriate buffer zones must be maintained to minimize potential spray drift to non-target areas.
- Do not apply this product by fixed-wing aircraft. Aerial application by helicopter is permitted on rights-of-ways only.
- Do not make applications when circumstances favor movement from treatment site.
- Do not apply PLAINVIEW™ to roadsides or other non-crop areas during periods of intense rainfall, or where prevailing soils are either saturated with water or of a type through which rainfall will not readily penetrate, as this may result in off-site movement.
- Do not apply or otherwise permit this product or sprays containing this product to come into contact with any non-target crop or desirable vegetation.
- Do not apply in or on dry or water containing irrigation ditches or canals including their outer banks.
- Do not apply through any type of irrigation system.
- Do not contaminate water intended for irrigation. To avoid injury to crops or other desirable vegetation, do not treat or allow spray drift or run-off to fall onto banks or bottoms of irrigation ditches, either dry or containing water, or other channels that carry water that may be used for irrigation purposes.
- Treatment of powdery, dry soil and light, sandy soils when there is little likelihood of rainfall soon after treatment may result in off target movement and possible damage to susceptible crops and desirable vegetation when soil particles are moved by wind or water. Injury to crops or desirable vegetation may result if treated soil is washed, blown or moved onto land used to produce crops or land containing desirable vegetation. Do not apply PLAINVIEW™ when these conditions are identified and powdery, dry soil or light or sandy soils are known to be prevalent in the area to be treated.
- Applications must not be made to soil that is subject to wind erosion when less than a 60% chance of rainfall is predicted to occur in the treatment area within 48 hours. Soils that are subject to wind erosion usually have a high silt and/or fine to very fine sand fractions. Soils with low organic matter also tend to be prone to wind erosion.
- Do not apply when the soil is frozen or covered with snow.
- Do not use on lawns, walks, driveways, tennis courts, or similar areas.
- Do not use this product in the following counties of Colorado: Saguache, Rio Grande, Alamosa, Costilla and Conejos.
- For sites listed in this label, do not apply more than a total of 14.5 ounces of product per acre per year as a result of broadcast, spot or repeat applications. Do not apply more than three times per year.
- Do not apply more than 6.0 ounces active ingredient sulfometuron methyl per acre per year when using this product of any other product containing sulfometuron methyl.
- Do not apply more than 4.5 ounces active ingredient sulfometuron methyl per acre per single application when using this product alone or in combination with any other product containing sulfometuron methyl.
- Do not graze or feed forage, hay or straw from treated areas to livestock.
- Do not use plant material treated with this product for mulch or compost.

- 7/18
- If non-crop sites treated with DuPont™ PLAINVIEW™ are to be converted to a food, feed, or fiber agricultural crop, or to a horticultural crop, do not plant the treated sites for at least one year after the PLAINVIEW™ application. A field bioassay must then be completed before planting the desire.

SPRAY DRIFT RESTRICTIONS

- Where states have more stringent regulations they must be observed.

AERIAL APPLICATIONS (HELICOPTER ON RIGHTS-OF-WAYS ONLY)

- Applicators are required to use upwind swath displacement, and displacement distance must increase with increasing drift potential.
- The boom length must not exceed 80% of the rotor blade diameter.
- Applications with wind speeds greater than 10 miles per hour are prohibited.
- Applications into temperature inversions are prohibited.
- Spray must be released at the lowest height consistent with pest control objectives and flight safety.
- When applying liquid sprays the following directional buffer is required to protect aquatic vegetation in sites (including lakes, reservoirs, rivers, streams, marshes, ponds, estuaries, commercial fish ponds), or water used as an irrigation source, or crops.

75 feet - All aerial applications.

- Applicators must consider the effects of nozzle orientation and flight speed when determining droplet size spectrum.
- Applications must be made using equipment delivering an extremely coarse or coarser droplet size spectrum as defined by ASABE S572.1.

GROUND APPLICATIONS

- Applications with wind speeds greater than 10 miles per hour are prohibited.
- Applications into temperature inversions are prohibited.
- Apply spray at the lowest height that is consistent with pest control objectives. Do not apply with a nozzle height greater than 4 feet above the ground or canopy unless necessitated by the application equipment.
- When applying liquid sprays the following directional buffers are required to protect aquatic vegetation in sites (including lakes, reservoirs, rivers, streams, marshes, ponds, estuaries, commercial fish ponds), or water used as an irrigation source, or crops.

50 feet - All broadcast applications other than railroad and roadside rights-of-way.

25 feet - Broadcast applications to railroad and roadside rights-of-way.

15 feet - All handheld spot treatment applications.

- Applications must be made using equipment delivering an extremely coarse or coarser droplet size spectrum as defined by ASABE S572.1.

IMPORTANT PRECAUTIONS

- Certain species may, in particular, be sensitive to low levels of PLAINVIEW™ including but not limited to, conifers (such as Douglas fir, Norway spruce, ponderosa pine and white pine), deciduous trees (such as aspen, Chinese tallow, cottonwood, honey locust, magnolia, poplar species, redbud, silver maple, and willow species), and ornamental shrubs (such as arborvitae, burning bush, crape myrtle, forsythia, hydrangea, ice plant, magnolia, purple plum and yew).
- Injury or loss of desirable trees or vegetation may result if PLAINVIEW™ is applied on or near desirable trees or vegetation, on areas where their roots extend, or in locations where the treated soil may be washed or moved into contact with their roots. Consider site-specific characteristics and conditions that could contribute to unintended root zone exposure to desirable trees or vegetation. Root zone areas of desirable trees or vegetation are affected by local conditions and can extend beyond the tree canopy. If further information is needed regarding root zone area, consult appropriate state extension service, professional consultant or other qualified authority.
- Injury to or loss of desirable trees or vegetation may result if equipment is drained or flushed on or near these trees or vegetation, or on areas where their roots may extend, or in locations where the chemical may be washed or moved into contact with their roots.
- In non-crop areas adjacent to desirable vegetation, avoid overlapping spray applications and shut off spray to the spray boom while starting, turning, slowing or stopping to avoid injury to desirable vegetation.
- Applications made where runoff water flows onto agricultural land may injure or kill crops, such as but not limited to sugar beets, potatoes, tomatoes, tobacco, soybeans, field beans, alfalfa, grapes, peaches, almonds, and vegetables.
- Applications should be made only when there is little or no hazard from spray drift. Very small quantities of spray, which may not be visible, may seriously injure susceptible plants.

- Exposure to DuPont™ PLAINVIEW™ may injure or kill most crops and may injure or kill desirable vegetation. Injury may be more severe when the crops or desirable vegetation are irrigated.
- Caution is advised when using this product in areas where loss of desirable conifer or deciduous trees and/or shrubs as well as other broadleaf plants, including but not limited to, legumes and wild flowers, cannot be tolerated. Without prior experience, it is necessary that small areas containing these plants be tested for tolerance to PLAINVIEW™ and its soil residues before any large scale spraying occurs.
- Low rates of PLAINVIEW™ can kill or severely injure most crops. Following a PLAINVIEW™ application, the use of spray equipment to apply other pesticides to crops on which PLAINVIEW™ is not registered may result in their damage. The most effective way to reduce this crop damage potential is to use dedicated mixing and application equipment.
- Leave treated soil undisturbed to reduce the potential for PLAINVIEW™ movement by soil erosion due to wind or water.
- In the case of suspected off-site movement of PLAINVIEW™ to cropland, soil samples should be quantitatively analyzed for PLAINVIEW™ or any other herbicide which could be having an adverse effect on the crop, in addition to conducting the field bioassay.
- For best results on bareground sites infested with resistant weeds and other hard to control broadleaf and grass species, a minimum two-pass treatment program should be considered.
- PLAINVIEW™ may suppress or severely injure certain established grasses, such as some *Bromus* and *Pascopyrum* species, especially when the grass plants are stressed by adverse environmental conditions. Areas that contain these grass plants should recover as environmental conditions for good grass growth occur.

FIELD BIOASSAY

To conduct a field bioassay, grow to maturity test strips of the crop you plan to grow the following year. The test strips must cross the entire field including knolls and low areas. Crop response to the field bioassay will indicate whether or not to plant the crops grown in the test strips. If no crop injury (such as poor germination, stunting, or chlorosis, malformation, or necrosis of leaves) or yield loss is evident from the crops grown in the test strips, the intended rotational crop may be planted. If herbicide symptoms or yield loss is observed do not plant the crop.

TANK MIXTURES

PLAINVIEW™ herbicide may be tank mixed with other herbicides which are registered for the same use sites, methods of application and timings as specified on this product label. Refer to the tank mix product label for any additional instructions or use restrictions. Include a spray adjuvant with PLAINVIEW™ when making postemergence applications. Refer to the adjuvant label for additional instructions or use restrictions. When tank mixing, use the most restrictive label limitations for each of the products being used in the tank mix.

ADJUVANTS

Methylated Seed Oils and Vegetable Oils: A methylated seed oil (MSO) or vegetable oil based adjuvant may provide increased leaf absorption of PLAINVIEW™. Include the MSO or vegetable oil adjuvant at 0.5% to 1% v/v (2 quarts to 1 gallon per 100 gallons of spray solution).

Non-ionic Surfactants: Use a non-ionic surfactant at a rate of 0.25% to 1% v/v (1 quart to 1 gallon surfactant per 100 gallons of spray solution). Surfactant products must contain at least 70% constituents effective as spray additives.

INVERT EMULSION APPLICATIONS

PLAINVIEW™ may be applied as an invert emulsion. The spray solution results in an invert (water-in-oil) spray emulsion designed to minimize spray drift and spray run-off, resulting in more herbicide deposited on the target foliage. The spray emulsion may be formed in a single tank (batch mixing) or injected (in-line mixing). Consult the invert chemical label for proper mixing directions.

INVASIVE SPECIES MANAGEMENT

This product may be considered for use on public, private, and tribal lands to treat certain weed species infestations that have been determined to be invasive, consistent with the Federal Interagency Committee for the Management of Noxious and Exotic Weeds (FICMNEW) National Early Detection and Rapid Response (EDRR) System for invasive plants. Effective EDRR systems address invasions by eradicating the invader where possible, and controlling them when the invasive species is too established to be feasibly eradicated. Once an EDRR assessment has been completed and action is recommended, a Rapid Response needs to be taken to quickly contain, deny reproduction, and if possible eliminate the invader. Consult your appropriate state extension service, forest service, or regional multidisciplinary invasive species management coordination team to determine the appropriate Rapid Response provisions and allowed treatments in your area.

9/18

RESISTANCE

DuPont™ PLAINVIEW™ contains the active ingredients aminocyclopyrachlor, sulfometuron methyl and chlorsulfuron, which are Group 4 and Group 2 herbicides based on the mode of action classification system of the Weed Science Society of America.

When herbicides that affect the same biological site of action are used repeatedly over several years to control the same weed species in the same site, naturally-occurring resistant biotypes may survive a correctly applied herbicide treatment, propagate, and become dominant in that field.

Adequate control of these resistant weed biotypes cannot be expected. If weed control is unsatisfactory, it may be necessary to retreat the problem area using a product affecting a different site of action. To better manage herbicide resistance through delaying the proliferation and possible dominance of herbicide resistant weed biotypes, it may be necessary to change practices such as using a combination of retreatment, tank-mix partners and/or sequential herbicide applications that have a different site of action. Weed escapes that are allowed to go to seed will promote the spread of resistant biotypes. It is advisable to keep accurate records of pesticides applied to individual sites to help obtain information on the spread and dispersal of resistant biotypes. Consult your agricultural reseller, consultant, applicator, and/or appropriate state agricultural extension service representative for specific alternative cultural practices or herbicide recommendations available in your area.

INTEGRATED PEST MANAGEMENT

This product may be used as part of an Integrated Pest Management (IPM) program that can include biological, cultural, and genetic practices aimed at preventing economic pest damage. IPM principles and practices include field scouting or other detection methods, correct target pest identification, population monitoring, and treating when target pest populations reach locally determined action thresholds. Consult your state cooperative extension service, professional consultants or other qualified authorities to determine appropriate action treatment threshold levels for treating specific pest/crop systems in your area.

PREPARING FOR USE - SITE SPECIFIC CONSIDERATIONS

Understanding the risks associated with the application of PLAINVIEW™ is essential to aid in preventing off-site injury to desirable vegetation and agricultural crops. The risk of off-site movement both during and after application may be affected by a number of site specific factors such as the nature, texture and stability of the soil, the intensity and direction of prevailing winds, vegetative cover, site slope, rainfall, drainage patterns, and other local physical and environmental conditions. A careful evaluation of the potential for off-site movement from the intended application site, including movement of treated soil by wind or water erosion, must be made prior to using PLAINVIEW™. This evaluation is particularly critical where desirable vegetation or crops are grown on neighboring land for which the use of PLAINVIEW™ is not labeled. If prevailing local conditions may be expected to result in off-site movement and cause damage to neighboring desirable vegetation or agricultural crops, do not apply PLAINVIEW™.

Before applying PLAINVIEW™ the user must read and understand all label directions, precautions and restrictions completely, including these requirements for a site specific evaluation. If you do not understand any of the instructions or precautions on the label, or are unable to make a site specific evaluation yourself, consult with your local DuPont Crop Protection representative, local agricultural dealer, university cooperative extension service, land manager, professional applicator, agricultural consultant, or other qualified authorities familiar with the area to be treated. If you still have questions regarding the need for site specific considerations please call 1-888-6-DUPONT.

NON-AGRICULTURAL USES

NON-AGRICULTURAL USE REQUIREMENTS

The requirements in this box apply to uses of this product that are not within the scope of the Worker Protection Standard (WPS) for agricultural pesticides (40 CFR Part 170). The WPS applies when this product is used to produce agricultural plants on farms, forests, nurseries, or greenhouses. Terrestrial non-crop weed control is not within the scope of the Worker Protection Standard. See the Product Information section of this label for a description of noncrop sites.

Do not enter or allow worker entry into treated areas until sprays have dried.

APPLICATION INFORMATION

NON-CROP SITES

Apply PLAINVIEW™ preemergence or early postemergence when broadleaf weeds and grasses are actively germinating or growing. PLAINVIEW™ can provide long term control of susceptible weeds. The length of control is dependent upon the application rate, condition and growth stage of target weeds and environmental conditions at and following application. Do not apply more than three times per year.

Apply PLAINVIEW™ using ground broadcast spray equipment only, except for rights-of-ways which can also be applied by helicopter. Do not apply by fixed-wing aircraft to any site.

PLAINVIEW™ may also be applied using low and high volume ground spray equipment.

10/18

BAREGROUND

DuPont™ PLAINVIEW™ is registered for use in non-crop sites for bareground (total vegetation control) weed control. Preemergence or postemergence applications of PLAINVIEW™ provides control of many annual and perennial broadleaf weeds and grasses. Apply at up to 14.5 ounces product per acre in tank mixes with other products registered for use on bareground sites. Consult the manufacturer's labels for specific rates, weeds controlled and use restrictions.

Make a thorough and uniform application with calibrated spray equipment. Use the higher rates of PLAINVIEW™ for fall applications and in previously untreated areas or areas with high weed infestations. For postemergence applications always include a spray adjuvant. For faster brown-out or burn down results, add glyphosate or similar products to the tank. For added residual weed control or to broaden the weed control spectrum, tank mix with other residual products registered for use on bareground sites. The level and length of control will depend on the herbicide rate applied, amount of rainfall, soil texture, environmental and applications conditions.

LOW VOLUME APPLICATION

Adjust the spray concentration of PLAINVIEW™ according to the spray volume per acre and the type, size and plant density on the target site. For best results, include an MSO adjuvant at the rate of 1% v/v. Good plant coverage is necessary for best results. Use spray nozzles and pressure that will aid the proper deposition of the spray solution. Apply in sufficient spray volume to ensure uniform spray distribution of spray particles over the area to be treated and to avoid spray drift. See PLAINVIEW™ Spray Volume and Use Rate Mixing Instructions chart.

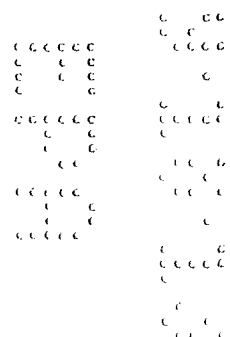
HIGH VOLUME APPLICATION

Apply high volume applications at rates equivalent to broadcast rates up to 14.5 ounces product per acre per year. Apply PLAINVIEW™ in sufficient water (at least 100 gallons per acre) to ensure thorough and uniform wetting of the target site. See Table 1. PLAINVIEW™ Spray Volume and Use Rate Mixing Instructions chart.

Table 1. PLAINVIEW™ Spray Volume and Use Rate Mixing Instructions

| Total Spray Volume gallons/acre | PLAINVIEW™ 12 ounces/acre ounces/100 gallons of spray | PLAINVIEW™ 13 ounces/acre ounces/100 gallons of spray | PLAINVIEW™ *14.5 ounces/acre ounces/100 gallons of spray |
|------------------------------------|---|---|--|
| 300 | 4 | 4.3 | 4.8 |
| 200 | 6 | 6.5 | 7.3 |
| 100 | 12 | 13 | 14.5 |
| 75 | 16 | 17.3 | 19.3 |
| 50 | 24 | 26 | 29 |
| 40 | 30 | 32.5 | 36.3 |
| 30 | 40 | 43.3 | 48.3 |
| 25 | 48 | 52 | 58 |
| 20 | 60 | 65 | 72.5 |
| 15 | 80 | 86.7 | 96.7 |
| 10 | 120 | 130 | 145 |

* Do not exceed the maximum use rate of 14.5 ounces per acre per year.



SPOT APPLICATION

Small area backpack applications (spot applications) may be applied at rates equivalent to the broadcast application rate up to a maximum of 14.5 ounces product per acre per year. Use sufficient spray volume to uniformly cover the target weed foliage. Use of a high quality adjuvant may be added to the spray mixture as instructed by the adjuvant manufacturer. Do not apply more than 14.5 ounces product per broadcast acre per year as a result of broadcast, spot or repeat applications. Do not apply more than three times per year.

See Table 2 Small Area - Spot Spray Rate Chart for rates of DuPont™ PLAINVIEW™ needed for small area backpack applications. Application rates are based on 1 gallon of spray solution covering 1750 square feet.

Table 2. SMALL AREA – SPOT SPRAY RATE CHART

| Amount of PLAINVIEW™ needed per 5 gallons of Spray Solution | | |
|--|---|-------|
| Broadcast Rate Ounces per Acre | PLAINVIEW™ per 5 gallons of Spray Solution | |
| | Ounces | Grams |
| 12 | 2.4 | 68.1 |
| 13 | 2.6 | 73.8 |
| 14 | 2.8 | 79.5 |
| 14.5 | 2.9 | 82.3 |

UNDER ASPHALT AND CONCRETE PAVEMENT

APPLICATION INFORMATION

PLAINVIEW™ can be used to control weeds under asphalt and concrete pavement, such as that used in parking lots, highway shoulders, median strips, roadways, and other industrial sites.

PLAINVIEW™ should only be used in an area that has been prepared according to good construction practices. Use sufficient water to ensure uniform coverage, generally 100 gallons per acre. Agitate the tank continuously to keep PLAINVIEW™ in suspension.

Application Timing

PLAINVIEW™ should be applied immediately before paving to avoid lateral movement of the herbicide as a result of soil movement due to rainfall or mechanical means.

Application Rate

Apply PLAINVIEW™ at 14.5 ounces per acre.

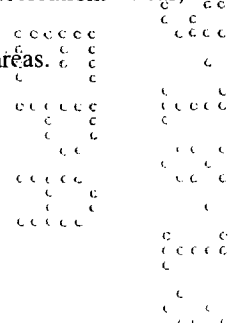
TANK MIXTURES

Under Asphalt and Concrete Pavement

For broader spectrum control or for an extended period of control under asphalt or concrete pavement, PLAINVIEW™ may be applied as a tank mix with DuPont™ HYVAR® X at 6 to 15 pounds per acre or DuPont™ KROVAR® I DF at 8 to 15 pounds per acre. Use the higher rates for hard to control broadleaf weeds and grasses.

USE PRECAUTIONS AND RESTRICTIONS—UNDER ASPHALT ONLY

- Do not use PLAINVIEW™ under pavement in residential properties such as driveways, or in recreational areas, including jogging or bike paths, tennis courts, or golf cart paths.
- Desirable plants may be injured if their roots extend into treated areas or if planted in treated areas.



12/18

WEEDS CONTROLLED

For heavy weed infestations or hard to control species, use the higher herbicide, adjuvant and spray volume rates. Do not apply more than 14.5 ounces product broadcast per acre per year.

| BROADLEAF WEEDS | | RATE 12 to 14.5 Ounces per Acre | |
|----------------------------|-----------------------------------|------------------------------------|--|
| Aster, white | <i>Aster pilosus</i> | | |
| Bedstraw | <i>Galium sp.</i> | | |
| Bindweed, field | <i>Convolvulus arvensis</i> | | |
| Bouncingbet | <i>Saponaria officinalis</i> | | |
| Buckwheat, wild | <i>Polygonum convolvulus</i> | | |
| Burclover | <i>Medicago spp.</i> | | |
| Bursage, woollyleaf | <i>Ambrosia grayi</i> | | |
| Buttercup | <i>Petasites hybridus</i> | | |
| Carrot, wild | <i>Daucus carota</i> | | |
| Chamomile, false | <i>Matricaria maritima</i> | | |
| Chickweed, chickweed | <i>Stellaria media</i> | | |
| Cinquefoil, sulfur | <i>Potentilla recta</i> | | |
| Clover | <i>Trifolium sp.</i> | | |
| Clover, bush | <i>Lespedeza sp.</i> | | |
| Clover, crimson | <i>Trifolium incarnatum</i> | | |
| Cocklebur | <i>Xanthium sp.</i> | | |
| Coontail, prickly | <i>Ceratophyllum echinatum</i> | | |
| Cowcockle | <i>Vaccaria pyramidata</i> | | |
| Cress, hoary (whitetop) | <i>Cardaria draba</i> | | |
| Daisy, ox-eye | <i>Chrysanthemum leucanthemum</i> | | |
| Dandelion | <i>Taraxacum officinale</i> | | |
| Dock, curly | <i>Rumex crispus</i> | | |
| Dogfennel | <i>Eupatorium capillifolium</i> | | |
| Dyer's woad | <i>Isatis tinctoria</i> | | |
| Eveningprimrose, cutleaf | <i>Oenothera laciniata</i> | | |
| Falseflax, smallseed | <i>Camelina microcarpa</i> | | |
| Fiddleneck | <i>Amsinckia lycopsoides</i> | | |
| Filaree, redstem | <i>Erodium cicutarium</i> | | |
| Filaree, whitestem | <i>Erodium moschatum</i> | | |
| Fireweed | <i>Epilobium angustifolium</i> | | |
| Fleabane | <i>Conyza spp</i> | | |
| Flixweed | <i>Descurainia sophia</i> | | |
| Garlic, wild | <i>Allium vineale</i> | | |
| Geranium, carolina | <i>Geranium carolinianum</i> | | |
| Goldenrod | <i>Solidago sp.</i> | | |
| Groundsel, common | <i>Senecio vulgaris</i> | | |
| Groundsel, prairie | <i>Senecio plattensis</i> | | |
| Halogeton | <i>Halogeton glomeratus</i> | | |
| Heliotrope, seaside | <i>Heliotropium curassavicum</i> | | |
| Hemlock, poison | <i>Cohium imaculatum</i> | | |
| Hemp | <i>Cannabis sp.</i> | | |
| Henbit | <i>Lamium amplexicaule</i> | | |
| Honeysuckle, Japanese | <i>Lonicera japonica</i> | | |
| Houndstongue | <i>Cynoglossum officinale</i> | | |
| Ironweed, tall | <i>Veronia gigantea</i> | | |
| Knapweed, diffuse | <i>Centaurea diffusa</i> | | |
| Knapweed, Russian | <i>Centaurea repens</i> | | |
| Knapweed, spotted | <i>Centaurea biebersteinii</i> | | |
| Knotweed, erect | <i>Polygonum erectum</i> | | |
| Knotweed, prostrate | <i>Polygonum aviculare</i> | | |
| Kochia | <i>Kochia scoparia</i> | | |
| Lambsquarter, common | <i>Chenopodium album</i> | | |
| Lespedeza, seresia | <i>Lespedeza cuneata</i> | | |
| Lettuce, prickly | <i>Lactuca serriola</i> | | |
| Mallow, common | <i>Malva neglecta</i> | | |
| Marestail/horseweed | <i>Conyza canadensis</i> | | |
| Medic, black | <i>Medicago lupulina</i> | | |
| Mullein, turkey | <i>Eremocarpus setigerus</i> | | |
| Mustard, black | <i>Brassica nigra</i> | | |
| Mustard, blue | <i>Chorispora tenella</i> | | |
| Mustard, hill | <i>Bunias orientalis</i> | | |
| Mustard, tumble (Jim Hill) | <i>Sisymbrium altissimum</i> | | |
| Needles, Spanish | <i>Bidens bipinnata</i> | | |
| Orach, spreading | <i>Atriplex patula</i> | | |
| Parsnip, wild | <i>Pastinaca sativa</i> | | |
| Pennycress, field | <i>Thlaspi arvense</i> | | |
| Pepperweed | <i>Lepidium sp.</i> | | |
| Pepperweed, perennial | <i>Lepidium latifolium</i> | | |
| Pigweed, redroot | <i>Amaranthus retroflexus</i> | | |
| Pigweed, spiny | <i>Amaranthus spinosus</i> | | |
| Pigweed, tumble | <i>Amaranthus albus</i> | | |
| Plantain | <i>Plantago sp.</i> | | |

13/18

| RATE | |
|----------------------------|--------------------------------|
| 12 to 14.5 Ounces per Acre | |
| BROADLEAF WEEDS | |
| Plantain, buckhorn | <i>Plantago lanceolata</i> |
| Poison-ivy, eastern | <i>Toxicodendron radicans</i> |
| Puncturevine | <i>Tribulus terrestris</i> |
| Purslane, common | <i>Portulaca oleracea</i> |
| Ragweed, common | <i>Ambrosia artemisiifolia</i> |
| Ragweed, western | <i>Ambrosia psilostachya</i> |
| Ragwort, tansy | <i>Senecio jacobaea</i> |
| Rocket, London | <i>Sisymbrium irio</i> |
| Salsify | <i>Tragopogon sp.</i> |
| Sesbania, hemp | <i>Sesbania exaltata</i> |
| Shepherd's purse | <i>Capsella bursa-pastoris</i> |
| Sicklepod | <i>Cassia obtusifolia</i> |
| Sickleweed | <i>Falcaria vulgaris</i> |
| Sida, prickly | <i>Sida spinosa</i> |
| Sowthistle | <i>Sonchus oleraceus</i> |
| Speedwell, common | <i>Veronica officinalis</i> |
| Spikeweed, common | <i>Hemizonia pungens</i> |
| Spurge, leafy | <i>Euphorbia esula</i> |
| Starthistle, yellow | <i>Centaurea solstitialis</i> |
| Sunflower, common | <i>Helianthus annuus</i> |
| Sweetclover | <i>Melilotus sp.</i> |
| Tansymustard | <i>Descurainia pinnata</i> |
| Tarweed, common | <i>Madia sp.</i> |
| Teasel | <i>Dipsacus fullonum</i> |
| Thistle, Canada | <i>Cirsium arvense</i> |
| Thistle, cotton | <i>Onopordum acanthium</i> |
| Thistle, musk | <i>Carduus nutans</i> |
| Thistle, Russian | <i>Salsola kali</i> |
| Thistle, Scotch | <i>Onopordum acanthium</i> |
| Velvetleaf | <i>Abutilon theophrasti</i> |
| Vetch, common | <i>Vicia sativa</i> |
| Vetch, hairy | <i>Vicia villosa</i> |
| Whitetop | <i>Cardaria sp.</i> |
| Yarrow, common | <i>Achillea millefolium</i> |

| RATE | |
|-------------------------------|------------------------------------|
| 12 to 14.5 Ounces per Acre | |
| GRASSES (UP TO 6-12" TALL) | |
| Bahiagrass | <i>Paspalum notatum</i> |
| Barley, foxtail | <i>Hordeum jubatum</i> |
| Barley, little | <i>Hordeum pusillum</i> |
| Barnyardgrass | <i>Echinochloa crus-galli</i> |
| Bluegrass, annual | <i>Poa annua</i> |
| Bluegrass, bulbous | <i>Poa bulbosa</i> |
| Brome, downy (cheatgrass) | <i>Bromus tectorum</i> |
| Brome, red | <i>Bromus rubens</i> |
| Brome, ripgut | <i>Bromus diandrus</i> |
| Cheat | <i>Bromus secalinus</i> |
| Crabgrass | <i>Digitaria sp.</i> |
| Fescue, alta | <i>Festuca arundinacea</i> |
| Fescue, foxtail | <i>Vulpia myuros</i> |
| Fescue, red | <i>Festuca rubra</i> |
| Foxtails (except green) | <i>Setaria sp.</i> |
| Goatgrass, jointed | <i>Aegilops cylindrica</i> |
| Indiangrass, yellow | <i>Sorghastrum nutans</i> |
| Itchgrass | <i>Rottboellia cochinchinensis</i> |
| Medusahead | <i>Taeniatherum caput-medusae</i> |
| Oats, wild | <i>Avena fatua</i> |
| Rye (volunteer) | <i>Secale cereale</i> |
| Ryegrass, Italian | <i>Lolium multiflorum</i> |
| Ryegrass, annual | <i>Lolium sp.</i> |
| Saltgrass, seashore | <i>Distichlis spicata</i> |
| Signalgrass (broadleaf) | <i>Brachiaria platyphylla</i> |
| Sprangletop (annual) | <i>Leptochloa spp</i> |
| Wheat (volunteer) | <i>Triticum aestivum</i> |
| Witchgrass | <i>Panicum capillare</i> |

SPRAY EQUIPMENT

Low rates of DuPont™ PLAINVIEW™ can kill or severely injure most crops. Following a PLAINVIEW™ application, the use of spray equipment to apply other pesticides to crops on which PLAINVIEW™ is not registered may result in their damage. The most effective way to reduce this crop damage potential is to use dedicated mixing and application equipment.

Ground

Use a sufficient volume of water to ensure thorough coverage when applying PLAINVIEW™ as a broadcast or directed spray. Select a spray volume and delivery system that will ensure thorough coverage and a uniform spray pattern. Be sure

14/18

the sprayer is calibrated before use. Avoid overlapping and shut off spray booms while starting, turning, slowing, or stopping to avoid injury to desired species.

Air (Helicopter on Rights-of-Ways Only)

DuPont™ PLAINVIEW™ may be applied aerially by helicopter spray equipment only on rights-of-ways. However, do not make application by air unless appropriate buffer zones can be maintained to minimize potential spray drift out of the target areas.

Select a spray volume and delivery system that will ensure thorough coverage and a uniform spray pattern. Be sure the sprayer is calibrated. Avoid overlapping and shut off spray booms while starting, turning or slowing to avoid injury to desired species.

The application volume required will vary with the height and density of the brush and the type of application equipment. In general, aerial application spray volumes range from 15 to 25 gallons per acre.

MIXING INSTRUCTIONS

1. Fill the tank 1/3 to 1/2 full of water.
2. While agitating, add the required amount of PLAINVIEW™.
3. Continue agitation until the PLAINVIEW™ is fully dispersed, at least 5 minutes.
4. Once the PLAINVIEW™ is fully dispersed, maintain agitation and continue filling tank with water. PLAINVIEW™ must be thoroughly mixed with water before adding any other material.
5. As the tank is filling, add tank mix partners (if desired) and then add the necessary volume of spray adjuvants. Always add spray adjuvants last.
6. If the mixture is not continuously agitated, settling will occur. If settling occurs, thoroughly re-agitate before using.
7. Apply PLAINVIEW™ spray mixture within 24 hours of mixing to avoid product degradation.
8. If PLAINVIEW™ and a tank mix partner are to be applied in multiple loads, pre-slurry PLAINVIEW™ in clean water prior to adding it to the tank. This will prevent the tank mix partner from interfering with the dissolution of the PLAINVIEW™.

SPRAYER CLEANUP

Thoroughly clean all mixing and spray equipment following applications of PLAINVIEW™ as follows:

1. Drain tank; thoroughly rinse spray tanks, boom, and hoses with clean water.
2. Fill the tank with clean water and 1 gallon of household ammonia (contains 3% active) for every 100 gallons of water. Flush the hoses, boom, and nozzles with the cleaning solution. Then add more water to completely fill the tank. Circulate the cleaning solution through the tank and hoses for at least 15 minutes. Flush the hoses, boom, and nozzles again with the cleaning solution, and then drain the tank. Equivalent amounts of an alternate-strength ammonia solution or a commercial cleaner can be used in the cleanup procedure. If a commercial cleaner is used, carefully read and follow the individual cleaner instructions.
3. Remove the nozzles and screens and clean separately in bucket containing cleaning agent and water.
4. Repeat step 2.
5. Rinse the tank, boom, and hoses with clean water.
6. Dispose of the rinsate on a labeled site or at an approved waste disposal facility. If a commercial cleaner is used follow the commercial cleaner directions for rinsate disposal.

Caution: Do not use chlorine bleach with ammonia as dangerous gases will form. Do not clean equipment in an enclosed area.

Notes:

1. Always start with a clean spray tank.
2. When PLAINVIEW™ is tank mixed with other pesticides, all cleanout procedures for each product must be examined and the most rigorous procedure must be followed.
3. In addition to this cleanout procedure, all pre-cleanout guidelines on subsequently applied products must be followed as per the individual labels.

SPRAY DRIFT MANAGEMENT

The interaction of many equipment and weather-related factors determines the potential for spray drift. The applicator is responsible for considering all these factors when making application decisions. Avoiding spray drift is the responsibility of the applicator.

IMPORTANCE OF DROPLET SIZE

The most effective drift management strategy is to apply the largest droplets which are consistent with pest control objectives. The presence of sensitive species nearby, the environmental conditions, and pest pressure may affect how an applicator balances drift control and coverage. Applying larger droplets reduces drift potential, but will not prevent drift if applications are made improperly or under unfavorable environmental conditions.

A droplet size classification system describes the range of droplet sizes produced by spray nozzles. The American Society of Agricultural and Biological Engineers (ASABE) provide a Standard that describes droplet size spectrum categories defined by a number of reference nozzles (fine, coarse, etc.). Droplet spectra resulting from the use of a specific nozzle may also be described in terms of volume mean diameter (VMD). Coarser droplet size spectra have larger VMD's and lower drift potential.

CONTROLLING DROPLET SIZE - GROUND APPLICATION

- **Nozzle Type** - Select a nozzle type that is designed for the intended application. With most nozzle types, narrower spray angles produce larger droplets. The use of low-drift nozzles will reduce drift potential.
- **Pressure** - The lowest spray pressures recommended for the nozzle produce the largest droplets. Higher pressure reduces droplet size and does not improve canopy penetration. When higher flow rates are needed, using a higher-capacity nozzle instead of increasing pressure results in the coarsest droplet spectrum.
- **Flow Rate/Orifice Size** - Using the highest flow rate nozzles (largest orifice) that are consistent with pest control objectives reduces the potential for spray drift. Nozzles with higher rated flows produce coarser droplet spectra.

CONTROLLING DROPLET SIZE - GROUND APPLICATION

- **Nozzle Type** - Solid stream, or other low drift nozzles produce the coarsest droplet spectra.
- **Number of Nozzles** - Using the minimum number of nozzles with the highest flow rate that provide uniform coverage will produce a coarser droplet spectrum
- **Nozzle Orientation** - Orienting nozzles in a manner that minimizes the effects of air shear will produce the coarsest droplet spectra. For some nozzles such as solid stream, pointing the nozzles straight back parallel to the airstream will produce a coarser droplet spectrum than other orientations.
- **Pressure** - Selecting the pressure that produces the coarsest droplet spectrum for a particular nozzle and airspeed reduces spray drift potential. For some nozzle types such as solid streams, lower pressures can produce finer droplet spectra and increase drift potential

BOOM LENGTH (AIRCRAFT), AND APPLICATION HEIGHT

- **Boom Length (aircraft)** - Using shorter booms decreases drift potential. Boom lengths are expressed as a percentage of an aircraft's wingspan or a helicopter's rotor blade diameter. Shorter boom length and proper positioning can minimize drift caused by wingtip or rotor vortices.
- **Application Height (aircraft)** - Applications made at the lowest height that are consistent with pest control objectives and the safe operation of the aircraft will reduce the potential for spray drift.
- **Application Height (ground)** - Applications made at the lowest height consistent with pest control objectives, and that allow the applicator to keep the boom level with the application site and minimize bounce, will reduce the exposure of spray droplets to evaporation and wind, and reduce spray drift potential.

WIND

Drift potential is lowest when applications are made in light to gentle sustained winds (2-10 mph), which are blowing in a constant direction. Many factors, including droplet size and equipment type also determine drift potential at any given wind speed. AVOID GUSTY OR WINDLESS CONDITIONS.

Local terrain can also influence wind patterns. Every applicator is expected to be familiar with local wind patterns and how they affect spray drift.

TEMPERATURE AND HUMIDITY

Setting up equipment to produce larger droplets to compensate for droplet evaporation can reduce spray drift potential. Droplet evaporation is most severe when conditions are both hot and dry.

SURFACE TEMPERATURE INVERSIONS

Drift potential is high during a surface temperature inversion. Surface inversions restrict vertical air mixing, which may cause small suspended droplets to remain close to the ground and move laterally in a concentrated cloud. Surface inversions are characterized by increasing temperature with altitude and are common on nights with limited cloud cover and light to no wind. They begin to form as the sun sets and often continue into the morning. Mist or fog may indicate the presence of an inversion in humid areas. Inversions may also be identified by producing smoke and observing its behavior. Smoke that remains close to the ground, or moves laterally in a concentrated cloud under low wind conditions indicates a surface inversion. Smoke that moves upward and rapidly dissipates indicates good vertical air mixing.

16/18

SHIELDED SPRAYERS

Shielding the boom or individual nozzles can reduce the effects of wind. However, it is the responsibility of the applicator to verify that the shields are minimizing drift potential, and not interfering with uniform deposition of the product.

SENSITIVE AREAS

Making applications when there is a sustained wind moving away from adjacent sensitive areas (e.g., residential areas, bodies of water, known habitat for threatened or endangered species, non-target crops) is an effective way to minimize the effect of spray drift.

DRIFT CONTROL ADDITIVES

Using product compatible drift control additives can reduce drift potential. When a drift control additive is used, read and carefully observe cautionary statements and all other information on the additive's label. If using an additive that increases viscosity, ensure that the nozzles and other application equipment will function properly with a viscous spray solution. Preferred drift control additives have been certified by the Chemical Producers and Distributors Association (CPDA).

UPWIND SWATH DISPLACEMENT

When applications are made with a crosswind the swath will be displaced downwind. An adjustment for swath displacement is made on the downwind edge of the application site by shifting the path of the application equipment upwind.

STORAGE AND DISPOSAL

Do not contaminate water, food or feed by storage and disposal.

Pesticide Storage: Store product in original container only. Store in a cool, dry place.

Pesticide Disposal: Waste resulting from the use of this product must be disposed of on site or at an approved waste disposal facility.

CONTAINER HANDLING: Refer to the Net Contents section of this product's labeling for the applicable "Refillable Container" or "Nonrefillable Container" designation.

Nonrefillable Plastic and Metal Containers (Capacity Equal to or Less Than 50 Pounds): Nonrefillable container. Do not reuse or refill this container. Triple rinse container (or equivalent) promptly after emptying. Triple rinse as follows: Empty the remaining contents into application equipment or a mix tank. Fill the container 1/4 full with water and recap. Shake for 10 seconds. Pour rinsate into application equipment or a mix tank or store rinsate for later use or disposal. Drain for 10 seconds after the flow begins to drip. Repeat this procedure two more times. Then, for Plastic Containers, offer for recycling if available or puncture and dispose of in a sanitary landfill, or by incineration. Do not burn, unless allowed by state and local ordinances. For Metal Containers, offer for recycling if available or reconditioning if appropriate, or puncture and dispose of in a sanitary landfill, or by other procedures approved by state and local authorities.

Nonrefillable Plastic and Metal Containers (Capacity Greater Than 50 Pounds): Nonrefillable container. Do not reuse or refill this container. Triple rinse container (or equivalent) promptly after emptying. Triple rinse as follows: Empty the remaining contents into application equipment or a mix tank. Fill the container 1/4 full with water. Replace and tighten closures. Tip container on its side and roll it back and forth, ensuring at least one complete revolution, for 30 seconds. Stand the container on its end and tip it back and forth several times. Turn the container over onto its other end and tip it back and forth several times. Empty the rinsate into application equipment or a mix tank or store rinsate for later use or disposal. Repeat this procedure two more times. Then, for Plastic Containers, offer for recycling if available or puncture and dispose of in a sanitary landfill, or by incineration. Do not burn, unless allowed by state and local ordinances. For Metal Containers, offer for recycling if available or reconditioning if appropriate, or puncture and dispose of in a sanitary landfill, or by other procedures approved by state and local authorities.

Nonrefillable Plastic and Metal Containers, e.g., Intermediate Bulk Containers [IBC] (Size or Shape Too Large to be Tipped, Rolled or Turned Upside Down): Nonrefillable container. Do not reuse or refill this container. Clean container promptly after emptying the contents from this container into application equipment or mix tank and before final disposal using the following pressure rinsing procedure. Insert a lance fitted with a suitable tank cleaning nozzle into the container and ensure that the water spray thoroughly covers the top, bottom and all sides inside the container. The nozzle manufacturer generally provides instructions for the appropriate spray pressure, spray duration and/or spray volume. If the manufacturer's instructions are not available, pressure rinse the container for at least 60 seconds using a minimum pressure of 30 PSI with a minimum rinse volume of 10% of the container volume. Drain, pour or pump rinsate into application equipment or recirculate collection system. Repeat this pressure rinsing procedure two more times. Then, for Plastic Containers, offer for recycling if available or puncture and dispose of in a sanitary landfill, or by incineration. For Metal Containers, offer for recycling if available or reconditioning if appropriate, or puncture and dispose of in a sanitary landfill, or by other procedures approved by state and local authorities.

Nonrefillable Paper or Plastic Bags, Fiber Sacks including Flexible Intermediate Bulk Containers (FIBC) or Fiber Drums With Liners: Nonrefillable container. Do not reuse or refill this container. Completely empty paper or plastic bag, fiber sack or drum liner by shaking and tapping sides and bottom to loosen clinging particles. Empty residue into application or manufacturing equipment. Then offer for recycling if available or dispose of empty paper or plastic bag, fiber sack or fiber drum and liner in a sanitary landfill, or by incineration. Do not burn, unless allowed by state and local ordinances.

17/18

Outer Foil Pouches of Water Soluble Packets (WSP): Nonrefillable container. Do not reuse or refill this container. Offer for recycling if available or, dispose of the empty outer foil pouch in the trash as long as WSP is unbroken. If the outer pouch contacts the formulated product in any way, the pouch must be triple rinsed with clean water. Add the rinsate to the spray tank and dispose of the outer pouch as described previously.

NOTICE TO BUYER: Purchase of this material does not confer any rights under patents of countries outside of the United States.

SL - 1387-1 091213 08-08-13

18/18

LIMITATION OF WARRANTY AND LIABILITY

NOTICE: Read this Limitation of Warranty and Liability Before Buying or Using This Product. If the Terms Are Not Acceptable, Return the Product at Once, Unopened, and the Purchase Price Will Be Refunded. It is impossible to eliminate all risks associated with the use of this product. Such risks arise from weather conditions, soil factors, off target movement, unconventional farming techniques, presence of other materials, the manner of use or application, or other unknown factors, all of which are beyond the control of DuPont. These risks can cause: ineffectiveness of the product, crop injury, or injury to non-target crops or plants.

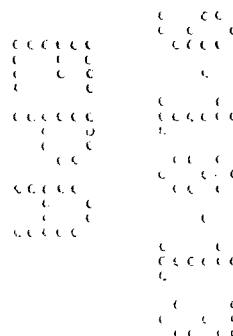
WHEN YOU BUY OR USE THIS PRODUCT, YOU AGREE TO ACCEPT THESE RISKS.

DuPont warrants that this product conforms to the chemical description on the label thereof and is reasonably fit for the purpose stated in the Directions for Use, subject to the inherent risks described above, when used in accordance with the Directions for Use under normal conditions.

TO THE EXTENT CONSISTENT WITH APPLICABLE LAW, DUPONT MAKES NO OTHER EXPRESS OR IMPLIED WARRANTY OF FITNESS OR OF MERCHANTABILITY OR ANY OTHER EXPRESS OR IMPLIED WARRANTY. TO THE EXTENT CONSISTENT WITH APPLICABLE LAW,

IN NO EVENT SHALL DUPONT OR SELLER BE LIABLE FOR ANY INCIDENTAL, CONSEQUENTIAL OR SPECIAL DAMAGES RESULTING FROM THE USE OR HANDLING OF THIS PRODUCT. BUYER'S OR USER'S BARGAINED-FOR EXPECTATION IS CROP PROTECTION. TO THE EXTENT CONSISTENT WITH APPLICABLE LAW, THE EXCLUSIVE REMEDY OF THE USER OR BUYER AND THE EXCLUSIVE LIABILITY OF DUPONT OR SELLER, FOR ANY AND ALL CLAIMS, LOSSES, INJURIES OR DAMAGES (INCLUDING CLAIMS BASED ON BREACH OF WARRANTY OR CONTRACT, NEGLIGENCE, TORT OR STRICT LIABILITY), WHETHER FROM FAILURE TO PERFORM OR INJURY TO CROPS OR OTHER PLANTS, AND RESULTING FROM THE USE OR HANDLING OF THIS PRODUCT, SHALL BE THE RETURN OF THE PURCHASE PRICE OF THE PRODUCT, OR AT THE ELECTION OF DUPONT OR SELLER, THE REPLACEMENT OF THE PRODUCT.

To the extent consistent with applicable law that allows such requirement, DuPont or its Ag Retailer must have prompt notice of any claim so that an immediate inspection of buyer's or user's growing crops can be made. Buyer and all users shall promptly notify DuPont or a DuPont Ag Retailer of any claims, whether based on contract, negligence, strict liability, other tort or otherwise, or be barred from any remedy. This Limitation of Warranty and Liability may not be amended by any oral or written agreement.



For product information call: 1-888-6-DUPONT [1-888-638-7668]

Internet address: <http://cropprotection.dupont.com/>

© 2012-2013 E. I. du Pont de Nemours and Company, 1007 Market Street, Wilmington, Delaware 19898.

All rights reserved.