

352-779

8/24/2010

10/16



UNITED STATES ENVIRONMENTAL PROTECTION AGENCY
Washington, D.C. 20460

OFFICE OF
CHEMICAL SAFETY AND
POLLUTION PREVENTION

Tim McPherson
E.I. du Pont de Nemours and Company
1007 Market Street
Wilmington, DE 19898

AUG 24 2010

Subject: Label Amendment (Add use in CO, add weeds, reformat label, increase application rate, container handling)
DuPont Prequel Herbicide
EPA Reg. No. 352-779
Application Dated October 5, 2009
Resubmission Dated July 22, 2010

Dear Mr. McPherson:

The labeling referred to above, submitted in connection with registration under the Federal Insecticide, Fungicide, and Rodenticide Act (FIFRA), as amended, is acceptable, provided you make the following changes:

1. On page 7 under PLANT BACK RESTRICTIONS, correct the typo in the phrase so it reads "PREQUEL herbicide application."


A stamped copy of your label is enclosed for your records. This label supercedes all previously accepted labels. You must submit one (1) copy of the final printed label before you release the product for shipment. Products shipped after eighteen (18) months from the date of this letter or the next printing of the label, whichever occurs first, must bear the new revised label. If these conditions are not complied with, the registration will be subject to cancellation in accordance with FIFRA §6(e). Your release for shipment of the product constitutes acceptance of these conditions.

Sincerely,


Mindy Ondak for

Jim Tompkins
Product Manager 25
Herbicide Branch
Registration Division (7505P)

H-20114



DuPont™ Prequel™
herbicide



DRAFT LABEL

30 of 116

RESTRICTED USE PESTICIDE

May injure (phytotoxic) susceptible non-target plants.

For retail sale to and use only by certified applicators or persons under their direct supervision and only for those uses covered by the Certified Applicator's certification. Commercial and certified applicators must ensure that all persons involved in these activities are informed of the precautionary statements.



DuPont™ Prequel™

herbicide

DRY FLOWABLE

For weed control in field corn in the states of: Arkansas, Colorado, Illinois, Indiana, Iowa, Kansas, Kentucky, Missouri, Montana, Nebraska, North Dakota, Ohio, Oklahoma, Pennsylvania, South Dakota, Tennessee, Texas and Wyoming. You should check with your state regulatory authority prior to use of this product.

Active Ingredients	By Weight
Rimsulfuron	
N-((4,6-dimethoxypyrimidin-2-yl)aminocarbonyl)-3-(ethylsulfonyl)-2-pyridinesulfonamide	15%
Isoxaflutole [5-cyclopropyl-4-(2-methylsulfonyl-4-trifluoromethylbenzoyl)isoxazole	30%
Other Ingredients	55%
TOTAL	100%

EPA REG. NO. 352-779

EPA Est. No. _____

Nonrefillable Container

Net: _____

OR

Refillable Container

Net: _____

ACCEPTED
with COMMENTS
in EPA Letter Dated

AUG 24 2010

Under the Federal Insecticide, Fungicide, and Rodenticide Act as amended, for the pesticide registered under EPA Reg. No.

352-779

KEEP OUT OF REACH OF CHILDREN CAUTION

Si usted no entiende la etiqueta, busque a alguien para que se la explique a usted en detalle. (If you do not understand this label, find someone to explain it to you in detail.)

FIRST AID

IF INHALED: Move the person to fresh air. If person is not breathing, call 911 or an ambulance, then give artificial respiration preferably mouth to mouth, if possible. Call a poison control center or doctor for further treatment advice.

IF IN EYES: Hold eye open and rinse slowly and gently with water for 15-20 minutes. Remove contact lenses, if present, after the first 5 minutes, then continue rinsing eye. Call a poison control center or doctor for treatment advice.

FIRST AID (CONT'D)

IF ON SKIN OR CLOTHING: Take off contaminated clothing. Rinse skin immediately with plenty of water for 15-20 minutes. Call a poison control center or doctor for treatment advice.

Have the product container or label with you when calling a poison control center or doctor, or going for treatment. You may also contact 1-800-441-3637 for emergency medical treatment information.

PRECAUTIONARY STATEMENTS

HAZARD TO HUMANS AND DOMESTIC ANIMALS

CAUTION! Harmful if inhaled. Causes moderate eye irritation. Avoid breathing dust and contact with eyes or clothing. Prolonged or frequently repeated skin contact may cause allergic reactions in some individuals.

PERSONAL PROTECTIVE EQUIPMENT (PPE)

Some of the materials that are chemical resistant to this product are listed below. If you want more options follow the instructions for category A on an EPA chemical-resistant category selection chart.

Applicators and other handlers must wear:

- Long-sleeve shirt and long pants.
- Chemical resistant gloves Category A (such as butyl rubber, natural rubber, neoprene rubber, or nitrile rubber), all > 14 mils.
- Shoes plus socks.
- Protective eyewear.

When mixing/loading or cleaning equipment, wear chemical resistant apron in addition to the other required PPE. Discard clothing and other absorbent materials that have been drenched or heavily contaminated with this product's concentrate. Do not reuse them.

Follow manufacturer's instructions for cleaning/maintaining PPE. If no such instructions for washables exist, use detergent and hot water. Keep and wash PPE separately from other laundry.

USER SAFETY RECOMMENDATIONS

USERS SHOULD: Wash hands before eating, drinking, chewing gum, using tobacco or using toilet. Remove clothing/PPE immediately if pesticide gets inside. Then wash thoroughly and put on clean clothing. Remove Personal Protective Equipment immediately after handling this product. Wash the outside of gloves before removing. As soon as possible, wash thoroughly and change into clean clothing.

40914

ENVIRONMENTAL HAZARDS

Drift or runoff may adversely affect non-target plants. Drift and runoff may be hazardous to aquatic organism in neighboring areas. Do not apply directly to water, to areas where surface water is present or to intertidal areas below the mean high water mark. Do not contaminate water when disposing of equipment washwaters or rinsate.

Do not apply when weather conditions favor drift from treated areas. Do not use the same spray equipment for other purposes unless thoroughly cleaned. Do not contaminate water used for irrigation or domestic purposes.

This chemical is known to leach through soil into shallow ground water under certain conditions as a result of agricultural use. Thus, use of this chemical in areas where soils are permeable, particularly where the water table is shallow, may result in ground water contamination.

Isoxaflutole residues can contaminate surface water through spray drift. Under some conditions, isoxaflutole residues may also have a high potential for runoff into surface water (primarily via dissolution in runoff water), for several weeks after application. These include poorly draining or wet soils with readily visible slopes toward adjacent surface waters, frequently flooded areas, areas over-laying extremely shallow ground water, areas with in-field canals or ditches that drain to surface water, areas not separated from adjacent surface waters with vegetated filter strips and areas over-laying tile drainage systems that drain to surface water.

In fields having sands, loamy sands and sandy loam soils, special care should be taken not to over-irrigate since substantial over-irrigation promotes the leaching of chemicals.

This pesticide is toxic to some plants at very low concentrations. Non-target plants may be adversely affected if the pesticide is allowed to drift from areas of application. Exposure to isoxaflutole residues may injure or kill susceptible plants. Symptoms of phytotoxicity as a result of exposure to isoxaflutole include whitening or chlorosis of the foliage of affected plants. Cotton is particularly susceptible to isoxaflutole; therefore, exposure of cotton to isoxaflutole residues may affect cotton yield. To prevent damage to crops and other desirable plants, read and follow all directions and precautions on this label before using.

This product may not be mixed or loaded within 50 feet of any wells (including abandoned wells and drainage wells), sink holes, perennial or intermittent streams and rivers, and natural or impounded lakes and reservoirs. This setback does not apply to properly capped or plugged abandoned wells and does not apply to impervious pad or properly diked mixing/loading areas.

Operations that involve mixing, loading, rinsing or washing of this product into or from pesticide handling or application equipment or containers within 50 feet of any well are prohibited unless conducted on an impervious pad constructed to withstand the weight of the heaviest load that may be positioned on or moved across the pad. Such a pad shall be designed and maintained to contain any product spills or equipment leaks, container or equipment rinse or washwater and rainwater that may fall on the pad. Surface water shall not be allowed to either flow over or from the pad, which means the pad must be self-contained. The pad shall be sloped to facilitate material removal. An unroofed pad shall be of sufficient capacity to contain at a minimum 110% of the capacity of the largest pesticide container or application equipment on the pad. A pad that is covered by a roof of sufficient size to exclude completely precipitation from contact shall be of sufficient capacity to contain at a minimum of 100% of the capacity of the largest pesticide container or application equipment on the pad. Containment capacities as described above shall be maintained at all times. The above specific minimum containment capacities do not apply to vehicles when delivering pesticide shipments to the mixing/loading site. States may have in effect additional requirements regarding wellhead setbacks and operational containment.

Product must be used in a manner which will prevent back siphoning in wells, spills or improper disposal of excess pesticide, spray mixtures or rinsates.

DIRECTIONS FOR USE

It is a violation of Federal law to use this product in a manner inconsistent with its labeling.

Do not apply this product in a way that will contact workers or other persons, either directly or through drift. Only protected handlers may be in the area during application. For any requirements specific to your State or Tribe, consult the agency in your State responsible for pesticide regulation.

50116

AGRICULTURAL USE REQUIREMENTS

Use this product only in accordance with its labeling and with the Worker Protection Standard, 40 CFR part 170. This Standard contains requirements for the protection of agricultural workers on farms, forests, nurseries, and greenhouses, and handlers of agricultural pesticides. It contains requirements for training, decontamination, notification, and emergency assistance. It also contains specific instructions and exceptions pertaining to the statements on this label about personal protective equipment (PPE) and restricted-entry interval. The requirements in this box only apply to uses of this product that are covered by the Worker Protection Standard.

Do not enter or allow worker entry into treated areas during the restricted entry interval (REI) of 12 hours.

PPE required for early entry to the treated areas that is permitted under the Worker Protection Standard and that involves contact with anything that has been treated such as plants, soil or water, is:

- Coveralls over long-sleeved shirt and long pants.
- Chemical-resistant gloves made of any waterproof material.
- Socks plus chemical resistant footwear.
- Protective eye wear.

PRODUCT INFORMATION

DuPont™ PREQUEL™ herbicide must be used only in accordance with instructions on this label or in supplemental DuPont publications. DuPont will not be responsible for losses or damage resulting from use of this product in any manner not specifically specified by DuPont.

PREQUEL™ herbicide is a water dispersible granule containing 45% active ingredients by weight. PREQUEL™ is a selective herbicide for burndown and residual control of certain annual grass and broadleaf weeds when applied preemergence to field corn. PREQUEL™ can be tank mixed with a variety of corn herbicides to improve burndown and residual control.

PREQUEL™ is absorbed through the roots of plants, rapidly inhibiting the growth of susceptible weeds. Rainfall or sprinkler irrigation is needed to move PREQUEL™ into the soil. Susceptible weeds will generally not emerge from preemergence application. In some cases susceptible weeds may germinate and emerge a few days after application, but growth then ceases and leaves become chlorotic three to five days after emergence. Death of leaf tissue and growing point will follow in some species, while others will remain green but stunted and noncompetitive.

PREQUEL™ treatments are most effective in controlling weeds when adequate rainfall is received within 14 days after application. If cultivation is necessary because of soil crusting, soil compaction or weed germination before rain occurs, use shallow tillage such as rotary hoeing to lightly incorporate PREQUEL™. Make certain corn seeds are below the tilled area.

PREQUEL™ is best used in a planned sequential application herbicide program such as PREQUEL™ followed by an in-crop application of DuPont™ RESOLVE® Q or DuPont™ STEADFAST® Q with appropriate tank mix partners. Refer to the label of the

respective sequential partner for specific use directions. Consult local DuPont representatives, fact sheets or technical bulletins for additional information.

Plant corn at least 1.5 inches deep. Corn seed must be completely covered with soil with a firmed furrow.

Do not apply to field corn grown for seed, popcorn or sweet corn.

Do not apply preemergence to coarse-textured soils (sand, loamy sand or sandy loam) with less than 1% organic matter.

Do not apply more than 1.66 - 2.5 ounces of PREQUEL™ in a growing season unless instructed to do so by DuPont Technical Bulletins, Fact sheets or Supplemental Labeling.

Do not apply more than a total of 0.5 oz active ingredient rimsulfuron during the crop year. This includes combinations of preemergence applications of PREQUEL™ as well as rimsulfuron from application(s) of products such as DuPont™ BASIS®, RESOLVE® Q, or STEADFAST® Q.

Apply PREQUEL™ to field corn hybrids with a relative maturity (RM) of 77 days or more, including "food grade" (yellow dent, hard endosperm), waxy and High-Oil corn. Not all field corn hybrids of less than 77 days RM, and not all white corn hybrids nor Hi-Lysine hybrids have been tested for crop safety, nor does DuPont have access to all seed company data. Consequently, injury arising from the use of PREQUEL™ on these types of corn is the responsibility of the user. Consult with your seed supplier before applying PREQUEL™ to any of these corn types. Seed company publications indicate "Warning", "Crop Response Warning", or "Sensitive" notations for the use of some ALS herbicides on corn hybrids of 77 CRM or higher. As noted in the seed company publications, DuPont sulfonylurea herbicides such as PREQUEL™ should be used with caution on these hybrids. Consult with your local DuPont representative or the DuPont Label Web Site (<http://cropprotection.dupont.com/>) for any additional supplemental labeling information relative to potential corn hybrid sensitivity to PREQUEL™.

APPLICATION INFORMATION - Field Corn

PREQUEL™ herbicide may be used in either conventional, conservation tillage, or no-till crop management systems and may be applied either preplant, preplant incorporated (less than 2" deep) or preemergence for use in field corn production. Do not apply after corn emerges or crop injury may occur.

APPLICATION TIMINGS

Preplant Surface-Applied: PREQUEL™ may be applied up to 30 days prior to planting. PREQUEL™ is best used in a planned sequential application program followed by RESOLVE® Q or STEADFAST® Q and other post applied herbicides. Refer to the label of the respective sequential partner for specific use directions.

leaf 16

Preplant Incorporated: DuPont™ PREQUEL™ herbicide may be applied up to 30 days prior to planting. PREQUEL™ is best used in a planned sequential program followed by DuPont™ RESOLVE® Q, DuPont™ STEADFAST® Q and other post applied corn herbicides. Refer to the label of the respective sequential partner for specific use directions. Apply to the soil and uniformly incorporate in the top two inches of soil before planting using a finishing disc harrow, field cultivator or similar implement capable of providing uniform two inch incorporation. Do not incorporate PREQUEL™ deeper than 2" or weed control may be reduced.

Preplant/Preemergence Burndown: PREQUEL™ may be applied when weeds are present at the time of treatment. The addition of crop oil concentrate or methylated seed oil is recommended for burndown of labeled weeds 3 inches or less in height. When weeds are greater than 3" in height or weeds not controlled by PREQUEL™ herbicide are present, the addition of a burndown herbicide (e.g. paraquat, glyphosate, dicamba and/or 2,4-D) is recommended. If giant ragweed, common cocklebur, henbit, Pennsylvania smartweed or purple deadnettle are present at the time of application, the addition of atrazine will improve control. Observe directions for use and precautions and restrictions on the label of the burndown label herbicide. When mixing with liquid nitrogen fertilizer or glyphosate, substitute a non-ionic surfactant for crop oil concentrate.

Preemergence: Apply PREQUEL™ herbicide during planting (behind the planter after furrow closure) or after planting, but before crop emergence. Failure to thoroughly close and firm the seed furrow may allow herbicide to directly contact the seed which can cause injury.

PREQUEL™ RATE

PREQUEL™ may be applied at 1.66 - 2.5 oz product before corn emergence. Use higher rates on fine soils (silty clay loam, clay loam, sandy clay, silty clay or clay). Do not apply to coarse soils (sand, loamy sandy or sandy loam) with less than 1% organic matter. See cumulative rimsulfuron rate limitations noted under "Product Information".

SPRAY ADJUVANTS

For control of emerged weeds, application of PREQUEL™ herbicide must include a nonionic surfactant and an ammonium nitrogen fertilizer. If applied in tank mix combination with a glyphosate or glufosinate herbicide that contains a built-in adjuvant system no additional surfactant needs to be added. Crop oil concentrate may be used in place of nonionic surfactant for burndown applications of PREQUEL™. Consult local DuPont fact sheets, technical bulletins, and service policies prior to using other adjuvant systems. Products must contain only EPA-exempt ingredients (40 CFR 1001).

WEEDS CONTROLLED/SUPPRESSED

BURNDOWN - PREQUEL™ ALONE

Grasses

- Barley, volunteer
- Barnyardgrass
- Bluegrass, annual
- Crabgrass, large (1/2")
- Cupgrass, woolly (1")

- Foxtail (bristly, giant, green, yellow)
- Johnsongrass, seedling*
- Millet, Wild Proso*
- Panicum, fall
- Quackgrass*
- Ryegrass, Italian*
- Shattercane
- Signalgrass, broadleaf*
- Stinkgrass*
- Wheat, volunteer
- Wild oat*
- Yellow nutsedge*

Broadleaves

- Alfalfa, volunteer
- Canada thistle*
- Chickweed, common
- Cocklebur*
- Dandelion (6" diameter)
- Henbit
- Kochia
- Lambsquarters, common*
- Morningglory, ivyleaf*
- Mustard, (birdsrape, black, wild)
- Nightshade, hairy*
- Pigweed, (prostrate, redroot, smooth)
- Purslane, common*
- Ragweed, common*
- Shepherd's purse
- Smartweed, Pennsylvania*
- Wild radish
- Velvetleaf*

*partial control/suppression

BURNDOWN - PREQUEL™ WITH GLYPHOSATE

When used in tank mixture with glyphosate herbicide, PREQUEL™ at 1.66 - 2.5 oz will deliver improved burndown and /or residual activity on the following weeds as compared to glyphosate alone.

- Alfalfa, volunteer
- Barley, volunteer
- Barnyardgrass
- Bluegrass, annual
- Canada thistle
- Chamomile, false
- Chickweed, common
- Cocklebur
- Crabgrass
- Dandelion (6" diameter)
- Filaree, redstem
- Foxtail (bristly, giant, green, yellow)
- Henbit
- Johnsongrass, seedling
- Kochia
- Lambsquarters, common
- Millet, wild proso
- Morningglory, ivyleaf
- Mustard (birdsrape, black, wild)
- Nightshade, hairy
- Panicum, fall
- Pigweed (prostrate, redroot, smooth)
- Purslane, common
- Quackgrass
- Ragweed, common
- Ryegrass, Italian
- Sandbur (field, longspine)
- Shepherd's purse
- Signalgrass, broadleaf
- Smartweed, Pennsylvania

Stinkgrass
Velvetleaf
Wheat, volunteer
Wild buckwheat
Wild oat
Wild radish
Yellow nutsedge

PREEMERGENCE CONTROL*

Grasses

Barnyardgrass
Bluegrass, annual
Crabgrass, large, smooth
Cupgrass, woolly
Foxtail (bristly, giant, green, yellow)
Goosegrass
Johnsongrass, seedling
Panicum, fall
Panicum, Texas
Proso millet, wild
Sandbur
Shattercane
Signalgrass, broadleaf
Wheat, Volunteer
Wild Oat
Witchgrass

Broadleaves

Buffalobur
Burdock
Carpetweed
Chamomile, false
Chickweed, common
Cocklebur
Dandelion, seedling
Filaree, Redstem
Galinsoga
Henbit
Jimsonweed
Kochia
Lambsquarters, common
Mallow, Venice
Marestail
Morningglory, ivyleaf
Mustard (birdsrape, black)
Nightshade (hairy, black)
Palmer amaranth
Pigweed (prostrate, redroot, smooth)
Plantain, broadleaf
Purslane, common
Ragweed (common, giant)
Russian thistle, seedling
Shepherds-purse
Smartweed, Pennsylvania
Spurge, toothed
Sunflower
Velvetleaf
Waterhemp (common, tall)

*For full season control follow DuPont™ PREQUEL™ with a sequential in-crop application of DuPont™ RESOLVE® Q or DuPont™ STEADFAST® Q and appropriate tank mix partners. Consult local DuPont representative, fact sheets or technical bulletins for additional information.

TANK MIXTURES

PREQUEL™ may be tank mixed with full or reduced rates of preemergence corn herbicides such as atrazine, glyphosate, dicamba, 2,4-D, DuPont™ CINCH® and DuPont™ BREAKFREE® brands to provide added residual activity or burndown activity on emerged weeds. Consult tank mix partner labeling for rate and soil-type restrictions.

Ensure the tank mix product is labeled for the same timing, method of application, adjuvants, and use restrictions as PREQUEL™ and other products used in the tank mixture.

Ensure the tank mixture is not specifically prohibited on the label of the tank mix product.

If the selected companion herbicide has a ground or surface water advisory, consider this advisory when using the companion herbicide.

MIXING INSTRUCTIONS

FERTILIZER CARRIER INSTRUCTIONS

PREQUEL™ may be mixed with water or pre-slurried in water and added to liquid fertilizer for preemergence application. When using liquid fertilizer as the carrier, always pre-slurry PREQUEL™ in water before adding fertilizer solutions. Add the PREQUEL™ slurry to the final liquid fertilizer mixture - do not add PREQUEL™ during the fertilizer mixing process. Always use good agitation while adding the PREQUEL™ slurry to the liquid fertilizer. Maintain good agitation until sprayed.

When using liquid fertilizer as the carrier, conduct a compatibility test with all the components prior to mixing.

Do not use with spray additives or liquid fertilizer carriers that alter the pH of the spray solution below pH 5.0 or above pH 9.0 as rapid degradation may occur. Spray solutions of pH 6.0-8.0 allow for optimum stability of PREQUEL™.

WATER CARRIER INSTRUCTIONS

1. Fill the tank 1/4 to 1/3 full of water.
2. While agitating, add the required amount of PREQUEL™.
3. Continue agitation until the PREQUEL™ is fully dispersed, at least 5 minutes.
4. Once the PREQUEL™ is fully dispersed, maintain agitation and continue filling tank with water. PREQUEL™ should be thoroughly mixed with water before adding any other material.
5. As the tank is filling, add tank mix partners (if desired).
6. If the mixture is not continuously agitated, settling will occur. If settling occurs, thoroughly re-agitate before using.
7. Apply PREQUEL™ spray mixture within 48 hours of mixing to avoid product degradation.

TANK MIX COMPATIBILITY TESTING

Perform a jar test prior to tank mixing to ensure compatibility of PREQUEL™ and other pesticides. Use a clear glass quart jar with lid and mix the tank mix ingredients in their relative proportions. Invert the jar containing the mixture several times and observe the mixture for approximately 1/2 hour. If the mixture balls-up, forms flakes, sludges, gels, oily films or layers or other precipitates, it is not compatible and the tank mix combination must not be used.

BROADCAST APPLICATION

Avoid spray overlaps as excessive rates may result in adverse crop response

Use a minimum of 15 gallons of water per acre (GPA) to ensure thorough coverage of the weeds and the best performance. Use a minimum of 10 GPA for light, scattered stands of weeds.

To minimize spray drift to non-target areas, apply this product using nozzles which deliver a coarse or larger spray droplet as defined by ASAE standard S-572 and as shown in nozzle

manufacturer's catalogues. Keep the spray boom at the lowest possible spray height above the target surface. Refer to nozzle manufacturer's recommendations for proper nozzle, pressure setting and sprayer speed for optimum product performance and minimal spray drift. Use sprayers that provide accurate and uniform application.

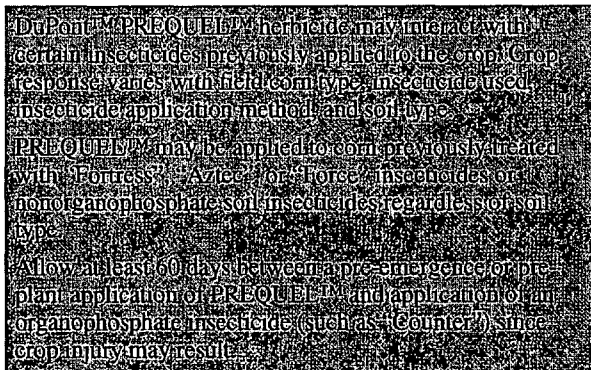
Maintain adequate agitation at all times, including momentary stops.

BAND APPLICATION

For band applications, use proportionately less spray mixture. To avoid crop injury, carefully calibrate the band applicator to not exceed the labeled rate. Carefully follow the manufacturer's instructions for nozzle type (flat fans), orientation, and distance of nozzles from the crop and weeds, spray volumes, calibration and spray pressure.

PRECAUTIONS

SOIL INSECTICIDE INTERACTION



Crop response may increase and crop recovery may be slowed when corn is grown under conditions that inhibit crop growth. Such conditions include extremely wet, cold, or dry soils, high pH, or low fertility.

PREQUEL™ herbicide applications to coarse soils with organic matter of less than 1.5% by weight or pH greater than 7.5 may cause adverse crop response.

RESTRICTIONS

Do not irrigate PREQUEL™ herbicide into coarse soils at planting time when soils are saturated. Do not apply this product through any type of irrigation system.

Do not apply this product using aerial application equipment. Do not use flood or furrow irrigation to apply, activate or incorporate this product.

In the States of CO, KS, KY, MO, and TN, if the water table (i.e., level of saturation) is less than 25 feet below the ground surface, do not use on loamy sand or sand surface soil and subsoils with an average organic matter (in the upper 12 inches) of less than 2% by weight.

In the States of IA, IL, IN, MT, ND, NE, OH, PA, SD and WY, if the water table (i.e., level of saturation) is less than 25 feet below the ground surface, do not use on sandy loam, loamy sand or sand surface soils and subsoils with an average organic matter (in the upper 12 inches) of less than 2% by weight.

Use on clay knolls, eroded hill sides, terracing with scraped exposed subsoil, or other areas of coarser and/or lower organic matter soils, may cause adverse crop response. To prevent offsite movement of soil containing this product to non-target areas, do not apply PREQUEL™ herbicide to areas receiving less than 15 inches of average annual precipitation unless supplemented to at least the equivalent of 15 inches of annual precipitation with irrigation water.

Do not graze, feed forage, grain or fodder (stover) from treated areas to livestock within 30 days of PREQUEL™ application.

Injury or loss of desirable trees or vegetation may result from failure to observe the following:

- Do not apply PREQUEL™ or drain or flush application equipment on or near desirable trees or other plants, or on areas where their roots may extend, or in locations where the chemical may be washed or moved into contact with their roots.
- Do not use on lawns, walks, driveways, tennis courts, or similar areas.
- Prevent drift or spray to desirable plants.
- Do not contaminate any body of water.
- Thoroughly clean application equipment immediately after use. (See Sprayer Cleanup section of this label for instructions).

Additional Information in the State of Colorado

AGRICULTURAL CHEMICALS HAVE THE POTENTIAL TO MOVE INTO SHALLOW GROUNDWATER. THE FOLLOWING RESTRICTIONS HAVE BEEN DEVELOPED TO PROTECT DRINKING WATER SUPPLIES.

Do not wash, load, or empty application equipment near any well, as this practice is a potential source of ground water contamination. In fields having coarse soils, special care must be taken not to over-irrigate, since substantial over-irrigation promotes the leaching of chemicals.

SOIL TYPE RESTRICTIONS

COLORADO

If the water table (i.e. level of saturation) is less than 25 feet below ground surface, do not apply to the following vulnerable sandy loam, loamy sand or sand soils. If the water table is unknown, do not apply DuPont™ PREQUEL™ herbicide to a restricted soil.

Ascalon	Dunday	Julesburg	Nesda	Siebert
Bangston	Dune Land	Kandaly	Neville	Southace
Bankard	Dunul	Kerber	Newcomb	Space City
Barcus	Dwyer	Kettle	Olney	Sphinx
Baroid	Eachuston	Kippen	Orsa	Spool
Batterson	Ecklund	Laird	Osgood	Stapleton
Bijou	Eghelm	Laney	Otero	Stecum
Blakeland	Ellicott	Las	Ouray	Sundance
Boel	Els	Animas	Pando	Tassel
Brad	Elsmere	Layoint	Patna	Thoroughfare
Breece	Farb	Legault	Peetz	Tipper
Bresser	Farisita	Lincoln	Pineguest	Tipperary
Canlodore	Fruita	Littlebear	Platte	Tivoli
Cascajo	Fruitland	Lonetree	Redcreek	Tomah
Chappell	Gilcrest	Luning	Resort	Tomichi
Chaseville	Glenberg	Mathis	Riverwash	Trail
Clark Fork	Glendive	Maybell	Rosebud	Tricera
Columbine	Gracot	Medano	Roswell	Tulloch
Comad	Gretdivid	Mespun	Ruedloff	Ustic
Corlena	Grieves	Mido	Ruhe	Torriorthents
Corlett	Grimm	Mirror	Ryark	Valent
Costilla	Grimstone	Lake	San Isabel	Valentine
Cotopaxi	Gunbarrel	Moenkopie	Sandy	Vona
Coyet	Hiwan	Moosed	Aluvial	Wigton
Crestman	Inavale	Mosca	Land	Willwood
Crustown	Ipage	Munjor	Sawcreek	Yetull
Dailey	Ironsprings	Mysten	Schooner	Zeona
Dix	Juget	Nakai	Sheppard	

If a field contains several soil types, one of which is a vulnerable soil listed above, and the water table is less than 25 feet, do not apply PREQUEL™ herbicide.

PLANT BACK RESTRICTIONS

- Only corn may be planted back within 6 months of a PREQUEL™ herbicide application. et size sprays.
- Dry beans, sugarbeets and melons can not be planted back within 18 months of a PREQUEL™ herbicide application.
- For dryland agriculture, only corn can be planted back within 16 months of a PREQUEL™ herbicide application
- Do not rotate to other crops within 6 months after application of PREQUEL™ herbicide.

Additional Information in the State of Kansas

AGRICULTURAL CHEMICALS HAVE THE POTENTIAL TO MOVE INTO SHALLOW GROUNDWATER. THE FOLLOWING RESTRICTIONS HAVE BEEN DEVELOPED TO PROTECT DRINKING WATER SUPPLIES.

Do not wash, load, or empty application equipment near any well, as this practice is a potential source of ground water contamination. In fields having soils with less than 15% field moisture holding capacity, special care must be taken not to over-irrigate, since substantial over-irrigation promotes the leaching of chemicals.

Do not use in the following counties of Kansas: Sedgwick, Harvey, McPherson, Reno, Rice, Pratt, Stafford, Barton, Kiowa, Edwards and Pawnee

SOIL TYPE RESTRICTIONS

KANSAS

If the water table is less than 25 feet below ground surface, do not apply to the following vulnerable sandy loam, loamy sand or sand soils. If the water table is unknown, do not apply DuPont™ PREQUEL™ herbicide to a restricted soil.

Albion	Crisfield	Glenberg	Las Animas	Sarpy
Aline	Darr	Goltry	Likes	Schamber
Anselmo	Dillwyn	Goodnight	Lincoln	Simeon
Attica	Dix	Gracemont	Manter	Thurman
Bankard	Dorrance	Gracemore	Meadin	Tivoli
Bayard	Dune Land	Happyditch	Optima	Valent
Boel	Dwyer	Haxtun	Ortello	Valentine
Canadian	Els	Inavale	Otero	Vona
Carr	Elsmere	Kanza	Platte	Waldeck
Cass	Eva	Kingsdown	Plevna	Wann
Cleora	Gerlane	Krier	Pratt	Yahola

If a field contains several soil types, one of which is a vulnerable soil listed above, and the water table is less than 25 feet, do not apply PREQUEL™ herbicide.

Additional Information in the State of Missouri

AGRICULTURAL CHEMICALS HAVE THE POTENTIAL TO MOVE INTO SHALLOW GROUNDWATER. THE FOLLOWING RESTRICTIONS HAVE BEEN DEVELOPED TO PROTECT DRINKING WATER SUPPLIES.

Do not wash, load, or empty application equipment near any well, as this practice is a potential source of ground water contamination. In fields having soils with less than 15% field moisture holding capacity, special care must be taken not to over-irrigate, since substantial over-irrigation promotes the leaching of chemicals.

Do not use in the following counties in Missouri: Butler, Cape Girardeau, Dunklin, Mississippi, New Madrid, Pemiscot, Scott and Stoddard.

SOIL TYPE RESTRICTIONS

MISSOURI

If the water table is less than 25 feet below ground surface, do not apply to the following vulnerable loamy sand or sand soils. If the water table is unknown, do not apply DuPont™ PREQUEL™ herbicide to a restricted soil.

Alvin	Carr	Eustis	Malden	Scotco
Beulah	Clana	Finchford	Plainfield	Shelldrake
Bruno	Crevasse	Hodge	Sandbur	Sparta
Canalou	Diehlstadt	Landes	Sarpy	Wideman

If a field contains several soil types, one of which is a vulnerable soil listed above, and the water table is less than 25 feet, do not apply PREQUEL™ herbicide.

Additional Information in the State of South Dakota

AGRICULTURAL CHEMICALS HAVE THE POTENTIAL TO MOVE INTO SHALLOW GROUNDWATER. THE FOLLOWING RESTRICTIONS HAVE BEEN DEVELOPED TO PROTECT DRINKING WATER SUPPLIES.

In fields having soils with less than 15% field moisture holding capacity, special care must be taken not to over-irrigate, since substantial over-irrigation promotes the leaching of chemicals.

SOIL TYPE RESTRICTIONS

SOUTH DAKOTA

If the water table is less than 25 feet below ground surface, do not apply to the following vulnerable sandy loam, loamy sand or sand soils. If the water table is unknown, do not apply DuPont™ PREQUEL™ herbicide to a restricted soil.

Almeria	Dailey	Glendive	Minnewaukan	Talmo
Alwilda	Dix	Hamar	Munjor	Tassel
Anselmo	Doger	Hanly	O'Neill	Telfer
Arvilla	Dogiecreek	Hecla	Orton	Thurman
Assiniboine	Duda	Henkin variant	Orwet	Trembles
Aylmer	Dunday	Holt	Platte	Trey
Bankard	Dwyer	Hopdraw	Renshaw	Tryon
Banks	Eckley	Inavale	Reva	Tusler
Bantry	Egeland	Ipage	Rhame	Tuthill
Beisigl	Ekalaka	Ladner	Riverwash	Twilight
Blackhall	Els	Las Animas	Rockoa	Ulen
Blendon	Elsmere	Lihen	Ronson	Valent
Boel	Evridge	Lute	Sarpy	Valentine
Butche	Fedora	Maddock	Schamber	Vebar
Cass	Flasher	Manning	Serden	Venlo
Chappell	Fleak	Manter	Seroco	Wabek
Chinook	Fossum	Marlake	Simeon	Whitelake
Claire	Gannett	Mawer	Sioux	Yecross
Cohagen	Glenberg	McCaffery	Stirum	Zeona
Craft	Glenberg variant	Meadin	Storla	

If a field contains several soil types, one of which is a vulnerable soil listed above, and the water table is less than 25 feet, do not apply PREQUEL™ herbicide.

SPRAY DRIFT PRECAUTIONS

Controlling spray drift at the application site is the responsibility of the applicator. The interaction of many equipment and weather related factors determine the potential for spray drift. The applicator and the grower are responsible for considering all these factors when making application decisions.

Do not apply this product using aerial application equipment.

Do not apply when wind conditions favor drift to non-target sites. To minimize spray drift to non-target areas:

- Use low pressure application equipment capable of producing a large droplet spray. Do not use nozzles that produce fine droplet spray. Minimize drift by using sufficient spray volume to ensure adequate coverage with large droplet size sprays.
- Keep ground driven spray boom as low as possible above target surface.
- Make application when the wind velocity favors on-target product deposition. Do not spray near sensitive plants if wind is gusty or in excess of 10 mph and moving in the direction of sensitive plants or sensitive areas.
- Low humidity and high temperatures increase the likelihood of spray drift to sensitive areas. Avoid spraying during conditions of low humidity and/or high temperatures. Do not apply during inversion conditions.

MIXING, LOADING AND HANDLING PRECAUTIONS

Do not clean, wash, load, rinse, or empty equipment containing PREQUEL™ herbicide within 150 feet of any well, lake, stream, stream bed, or wetland unless it is done so over a South Dakota Department of Agriculture approved operational area containment.

Any spilled material must be immediately recovered. Discharges in excess of 25 pounds active ingredient must be reported to the department. Recovered material must be properly stored and handled until proper disposal or use has occurred. The owner or operator shall provide written documentation to the department describing the cause of the discharge, recovery and sampling procedures, analysis reports, and disposition of the recovered materials within 30 days following the date of the discharged material.

Boe/10

ROTATIONAL CROP GUIDELINES

Rotational crops vary in their crop response to low concentrations of PREQUEL™ remaining in the soil. The amount of PREQUEL™ that may be present in the soil depends on soil moisture, soil temperature, application rate, elapsed time since application and other environmental factors. When PREQUEL™ is used in combination with other products, always follow the most restrictive rotational crop requirements.

The following rotational intervals must be observed when using PREQUEL™:

1.66 - 2.5 OZ USE RATE

Rotation Crop	Interval (months)
Corn, field	Anytime
Potatoes	6
STS soybeans*	6
Cereals, Winter (wheat)	4
Cereals, Spring (wheat)	9
Alfalfa**†	10
Sorghum†	10
Corn, pop or sweet	10
Soybeans	10
Snap beans, dry beans and sugarbeets** (East of the Mississippi River)	10
Sunflower	10
Dry beans and sugarbeets** (West of the Mississippi River)	18
Crops Not Listed**	18

* Sulfonylurea Tolerant Soybean

**Need 15 inches of cumulative precipitation from application to planting of rotational crop. Furrow or flood irrigation not to be included in total. No more than 7 inches of overhead irrigation included in total.

† 18 months in the Red River Valley Region of ND. In all other areas, the rotation intervals must be extended to 18 months if drought conditions prevail after application and before the rotational crop is planted, unless sprinkler irrigation has been applied and totals greater than 15 inches during the growing season.

SPRAYER PREPARATION/CLEANUP

It is important that spray equipment is clean and free of previous pesticide deposits before using DuPont™ PREQUEL™ and then properly cleaned out following application. Clean all application equipment before applying PREQUEL™. Follow the cleanup procedures specified on the label of the product previously sprayed. If no cleanup procedure is provided, use the procedure that follows. Immediately following applications of PREQUEL™, thoroughly clean all mixing and spray equipment to avoid subsequent crop injury.

Note :

When cleaning spray equipment before applying PREQUEL™, read and follow label directions for proper rinsate disposal of the product previously sprayed.

When spraying or mixing equipment will be used over an extended period to apply multiple loads of PREQUEL™, partially fill the tank with fresh water at the end of each day of spraying, flush the boom and hoses, and allow to sit overnight.

Cleanup Procedure

1. Drain the tank and thoroughly hose down the interior surfaces. Flush the tank, hoses, and boom with clean water for a minimum of 5 min.

2. Partially fill the tank with clean water and add one gal of household ammonia (containing 3% active) for every 100 gal of water. Finish filling the tank with water, then flush the cleaning solution through the hoses, boom, and nozzles. Add more water to completely fill the tank and allow to agitate/recirculate for at least 15 min. Again, flush the hoses, boom, and nozzles with the cleaning solution, then drain the tank.

3. Repeat Step 2.

4. Remove the nozzles and screens and clean separately in a bucket containing the cleaning agent and water.

5. Thoroughly rinse the tank with clean water for a minimum of 5 min, flushing the water through the hoses and boom.

Equivalent amounts of an alternate strength ammonia solution or a tank cleaner recommended in the DuPont bulletin "Sulfonylurea Herbicides, A Guide to Equipment Cleanout," may be used.

SPRAY DRIFT MANAGEMENT

The interaction of many equipment and weather-related factors determines the potential for spray drift. The applicator is responsible for considering all these factors when making application decisions.

Avoiding spray drift is the responsibility of the applicator.

IMPORTANCE OF DROPLET SIZE

The most effective way to reduce drift potential is to apply large droplets (>150 - 200 microns). The best drift management strategy is to apply the largest droplets that provide sufficient coverage and control. The presence of sensitive species nearby, the environmental conditions, and pest pressure may affect how an applicator balances drift control and coverage.

Applying larger droplets reduces drift potential, but will not prevent drift if applications are made improperly or under unfavorable environmental conditions! See Wind, Temperature and Humidity, and Temperature Inversions sections of this label for additional information.

CONTROLLING DROPLET SIZE - GENERAL TECHNIQUES

Volume - Use high flow rate nozzles to apply the highest practical spray volume. Nozzles with higher rated flows produce larger droplets.

Pressure - Use the lower spray pressures recommended for the nozzle. Higher pressure reduces droplet size and does not improve canopy penetration. When higher flow rates are needed, use a higher-capacity nozzle instead of increasing pressure.

Nozzle Type - Use a nozzle type that is designed for the intended application. With most nozzle types, narrower spray angles produce larger droplets. Consider using low-drift nozzles.

BOOM HEIGHT

Set the boom at the lowest height that provides uniform coverage and reduces the exposure of droplets to evaporation and wind. For ground equipment, the boom should remain level with the crop and have minimal bounce.

WIND

Drift potential increases at wind speeds of less than 3 mph

140A16

(due to inversion potential) or more than 10 mph. However, many factors, including droplet size and equipment type determine drift potential at any given wind speed. Avoid applications during gusty or windless conditions.

Note: Local terrain can influence wind patterns. Every applicator should be familiar with local wind patterns and how they affect spray drift.

TEMPERATURE AND HUMIDITY

When making applications in hot and dry conditions, set up equipment to produce larger droplets to reduce effects of evaporation.

TEMPERATURE INVERSIONS

Drift potential is high during a temperature inversion. Temperature inversions restrict vertical air mixing, which causes small suspended droplets to remain close to the ground and move laterally in a concentrated cloud. Temperature inversions are characterized by increasing temperature with altitude and are common on nights with limited cloud cover and light to no wind. They begin to form as the sun sets and often continue into the morning. Their presence can be indicated by ground fog; however, if fog is not present, inversions can also be identified by the movement of smoke from a ground source or an aircraft smoke generator. Smoke that layers and moves laterally in a concentrated cloud (under low wind conditions) indicates an inversion, while smoke that moves upward and rapidly dissipates indicates good vertical air mixing.

INTEGRATED PEST MANAGEMENT

This product may be used as part of an Integrated Pest Management (IPM) program that can include biological, cultural, and genetic practices aimed at preventing economic pest damage. IPM principles and practices include field scouting or other detection methods, correct target pest identification, population monitoring, and treating when target pest populations reach locally determined action thresholds. Consult your state cooperative extension service, professional consultants or other qualified authorities to determine appropriate action treatment threshold levels for treating specific pest/crop systems in your area.

RESISTANCE

When herbicides that affect the same biological site of action are used repeatedly over several years to control the same weed species in the same field, naturally-occurring resistant biotypes may survive a correctly applied herbicide treatment, propagate, and become dominant in that field. Adequate control of these resistant weed biotypes cannot be expected. If weed control is unsatisfactory, it may be necessary to retreat the problem area using a product affecting a different site of action.

To better manage herbicide resistance through delaying the proliferation and possible dominance of herbicide resistant weed biotypes, it may be necessary to change cultural practices within and between crop seasons such as using a combination of tillage, retreatment, tank-mix partners and/or sequential herbicide applications that have a different site of action. Weed escapes that are allowed to go to seed will promote the spread of resistant biotypes.

It is advisable to keep accurate records of pesticides applied to individual fields to help obtain information on the spread and dispersal of resistant biotypes. Consult your agricultural dealer, consultant, applicator, and/or appropriate state agricultural extension service representative for specific alternative cultural practices or herbicide recommendations available in your area.

STORAGE AND DISPOSAL

Do not contaminate water, food or feed by storage and disposal.

Pesticide Storage: Store product in original container only. Store in a cool, dry place.

Product Disposal: Waste resulting from the use of this product must be disposed of on site or at an approved waste disposal facility.

Container Disposal: Refer to the Net Contents section of this product's labeling for the applicable "Refillable Container" or "Nonrefillable Container" designation.

Nonrefillable Plastic and Metal Containers (Capacity Equal to or Less Than 50 Pounds): Nonrefillable container. Do not reuse or refill this container. Triple rinse container (or equivalent) promptly after emptying. Triple rinse as follows: Empty the remaining contents into application equipment or a mix tank. Fill the container 1/4 full with water and recap. Shake for 10 seconds. Pour rinsate into application equipment or a mix tank or store rinsate for later use or disposal. Drain for 10 seconds after the flow begins to drip. Repeat this procedure two more times. Then, for Plastic Containers, offer for recycling if available or puncture and dispose of in a sanitary landfill, or by incineration. Do not burn, unless allowed by state and local ordinances. For Metal Containers, offer for recycling if available or reconditioning if appropriate, or puncture and dispose of in a sanitary landfill, or by other procedures approved by state and local authorities.

Nonrefillable Plastic and Metal Containers (Capacity Greater Than 50 Pounds): Nonrefillable container. Do not reuse or refill this container. Triple rinse container (or equivalent) promptly after emptying. Triple rinse as follows: Empty the remaining contents into application equipment or a mix tank. Fill the container 1/4 full with water. Replace and tighten closures. Tip container on its side and roll it back and forth, ensuring at least one complete revolution, for 30 seconds. Stand the container on its end and tip it back and forth several times. Turn the container over onto its other end and tip it back and forth several times. Empty the rinsate into application equipment or a mix tank or store rinsate for later use or disposal. Repeat this procedure two more times. Then, for Plastic Containers, offer for recycling if available or puncture and dispose of in a sanitary landfill, or by incineration. Do not burn, unless allowed by state and local ordinances. For Metal Containers, offer for recycling if available or reconditioning if appropriate, or puncture and dispose of in a sanitary landfill, or by other procedures approved by state and local authorities.

150716

Nonrefillable Plastic and Metal Containers, e.g., Intermediate Bulk Containers [IBC] (Size or Shape Too Large to be Tipped, Rolled or Turned Upside Down):

Nonrefillable container. Do not reuse or refill this container. Clean container promptly after emptying the contents from this container into application equipment or mix tank and before final disposal using the following pressure rinsing procedure. Insert a lance fitted with a suitable tank cleaning nozzle into the container and ensure that the water spray thoroughly covers the top, bottom and all sides inside the container. The nozzle manufacturer generally provides instructions for the appropriate spray pressure, spray duration and/or spray volume. If the manufacturer's instructions are not available, pressure rinse the container for at least 60 seconds using a minimum pressure of 30 PSI with a minimum rinse volume of 10% of the container volume. Drain, pour or pump rinsate into application equipment or rinsate collection system. Repeat this pressure rinsing procedure two more times. Then, for Plastic Containers, offer for recycling if available or puncture and dispose of in a sanitary landfill, or by incineration. For Metal Containers, offer for recycling if available or reconditioning if appropriate, or puncture and dispose of in a sanitary landfill, or by other procedures approved by state and local authorities.

Nonrefillable Paper or Plastic Bags, Fiber Sacks including Flexible Intermediate Bulk Containers (FIBC) or Fiber Drums With Liners:

Nonrefillable container. Do not reuse or refill this container. Completely empty paper or plastic bag, fiber sack or drum liner by shaking and tapping sides and bottom to loosen clinging particles. Empty residue into application or manufacturing equipment. Then offer for recycling if available or dispose of empty paper or plastic bag, fiber sack or fiber drum and liner in a sanitary landfill, or by incineration. Do not burn, unless allowed by state and local ordinances.

Refillable Fiber Drums With Liners:

Refillable container (fiber drum only). Refilling Fiber Drum: Refill this fiber drum with DuPont™ PREQUEL herbicide containing rimsulfuron and isoxaflutole only. Do not reuse this fiber drum for any other purpose. Cleaning before refilling is the responsibility of the refiller. Completely empty liner by shaking and tapping sides and bottom to loosen clinging particles. Empty residue into application or manufacturing equipment. Disposing of Fiber Drum and/or Liner: Do not reuse this fiber drum for any other purpose other than refilling (see preceding). Cleaning the container (liner and/or fiber drum) before final disposal is the responsibility of the person disposing of the container. Offer the liner for recycling if available or dispose of liner in a sanitary landfill, or by incineration. Do not burn, unless allowed by state and local ordinances. If drum is contaminated and cannot be reused, dispose of it in the manner required for its liner. To clean the fiber drum before final disposal, completely empty the fiber drum by shaking and tapping sides and bottom to loosen clinging particles. Empty residue into application or manufacturing equipment. Then offer the fiber drum for recycling if available or dispose of in a sanitary landfill, or by incineration. Do not burn, unless allowed by state and local ordinances.

All Other Refillable Containers:

Refillable container. Refilling Container: Refill this container with PREQUEL containing rimsulfuron and isoxaflutole only. Do not reuse this container for any other purpose. Cleaning before refilling is the responsibility of the refiller. Prior to refilling, inspect carefully for damage such as cracks, punctures, abrasions, worn out threads and closure devices. If damage is found, do not use the container, contact DuPont at the number below for instructions. Check for leaks after refilling and before transporting. If leaks are found, do not reuse or transport container, contact DuPont at the number below for instructions. Disposing of Container: Do not reuse this container for any other purpose other than refilling (see preceding). Cleaning the container before final disposal is the responsibility of the person disposing of the container. To clean the container before final disposal, use the following pressure rinsing procedure. Insert a lance fitted with a suitable tank cleaning nozzle into the container and ensure that the water spray thoroughly covers the top, bottom and all sides inside the container. The nozzle manufacturer generally provides instructions for the appropriate spray pressure, spray duration and/or spray volume. If the manufacturer's instructions are not available, pressure rinse the container for at least 60 seconds using a minimum pressure of 30 PSI with a minimum rinse volume of 10% of the container volume. Drain, pour or pump rinsate into application equipment or rinsate collection system. Repeat this pressure rinsing procedure two more times. Then, for Plastic Containers, offer for recycling if available or puncture and dispose of in a sanitary landfill, or by incineration. Do not burn, unless allowed by state and local ordinances. For Metal Containers, offer for recycling if available or reconditioning if appropriate, or puncture and dispose of in a sanitary landfill, or by other procedures approved by state and local authorities.

Outer Foil Pouches of Water Soluble Packets (WSP):

Nonrefillable container. Do not reuse or refill this container. Offer for recycling if available or, dispose of the empty outer foil pouch in the trash as long as WSP is unbroken. If the outer pouch contacts the formulated product in any way, the pouch must be triple rinsed with clean water. Add the rinsate to the spray tank and dispose of the outer pouch as described previously.

Do not transport if this container is damaged or leaking. If the container is damaged, leaking or obsolete, or in the event of a major spill, fire or other emergency, contact DuPont at 1-800-441-3637, day or night.

NOTICE TO BUYER: Purchase of this material does not confer any rights under patents of countries outside of the United States.

1100/116

WARNING; READ BEFORE OPENING. DuPont™ PREQUEL™ herbicide is specially formulated and sold by DuPont for use in accordance with directions on this label. This product may be covered by one or more U.S. patents including U.S. Patent Nos. 5,656,573 and 6,239,070 which have been licensed by DuPont from Bayer for the uses specified in this label in connection with the sale of this product. Purchasing, opening and/or making any use of this container and/or its contents constitutes acceptance by the user/purchaser of a license under Bayer's United States patent rights under which purchaser/user agrees to employ the PREQUEL™ herbicide contained therein only for the express uses specified in this label. This notice also serves to provide notice of these terms and conditions of this license to any subsequent purchaser/user not directly acquiring this container from DuPont. Uses of the PREQUEL™ herbicide contained herein other than those expressly specified on this label are not licensed through the purchase/use of this product and are prohibited.

The DuPont Oval Logo, DuPont™, PREQUEL™, CINCH®, BREAKFREE®, BASIS®, RESOLVE® and STEADFAST® are trademarks or registered trademarks of E. I. duPont de Nemours and Company

"Aztec" is a registered trademark of Bayer Crop Science

"Force" is a registered trademark of Syngenta Group Company

"Counter" and "Fortress" are registered trademarks of AmVac Chemical Corporation

D - 1463 061510

LIMITATION OF WARRANTY AND LIABILITY

NOTICE: Read this Limitation of Warranty and Liability Before Buying or Using This Product. If the Terms Are Not Acceptable, Return the Product at Once, Unopened, and the Purchase Price Will Be Refunded.

It is impossible to eliminate all risks associated with the use of this product. Such risks arise from weather conditions, soil factors, off target movement, unconventional farming techniques, presence of other materials, the manner of use or application, or other unknown factors, all of which are beyond the control of DuPont. These risks can cause: ineffectiveness of the product, crop injury, or injury to non-target crops or plants. **WHEN YOU BUY OR USE THIS PRODUCT, YOU AGREE TO ACCEPT THESE RISKS.**

DuPont warrants that this product conforms to the chemical description on the label thereof and is reasonably fit for the purpose stated in the Directions for Use, subject to the inherent risks described above, when used in accordance with the Directions for Use under normal conditions.

TO THE EXTENT CONSISTENT WITH APPLICABLE LAW, DUPONT MAKES NO OTHER EXPRESS OR IMPLIED WARRANTY OF FITNESS OR OF MERCHANTABILITY OR ANY OTHER EXPRESS OR IMPLIED WARRANTY. TO THE EXTENT CONSISTENT WITH APPLICABLE LAW, IN NO EVENT SHALL DUPONT OR SELLER BE LIABLE FOR ANY INCIDENTAL, CONSEQUENTIAL OR SPECIAL DAMAGES RESULTING FROM THE USE OR HANDLING OF THIS PRODUCT. BUYER'S OR USER'S BARGAINED-FOR EXPECTATION IS CROP PROTECTION. TO THE EXTENT CONSISTENT WITH APPLICABLE LAW, THE EXCLUSIVE REMEDY OF THE USER OR BUYER AND THE EXCLUSIVE LIABILITY OF DUPONT OR SELLER, FOR ANY AND ALL CLAIMS, LOSSES, INJURIES OR DAMAGES (INCLUDING CLAIMS BASED ON BREACH OF WARRANTY OR CONTRACT, NEGLIGENCE, TORT OR STRICT LIABILITY), WHETHER FROM FAILURE TO PERFORM OR INJURY TO CROPS OR OTHER PLANTS, AND RESULTING FROM THE USE OR HANDLING OF THIS PRODUCT, SHALL BE THE RETURN OF THE PURCHASE PRICE OF THE PRODUCT, OR AT THE ELECTION OF DUPONT OR SELLER, THE REPLACEMENT OF THE PRODUCT.

To the extent consistent with applicable law that allows such requirement, DuPont or its Ag Retailer must have prompt notice of any claim so that an immediate inspection of buyer's or user's growing crops can be made. Buyer and all users shall promptly notify DuPont or a DuPont Ag Retailer of any claims, whether based on contract, negligence, strict liability, other tort or otherwise, or be barred from any remedy.

This Limitation of Warranty and Liability may not be amended by any oral or written agreement.

For product information call: 1-888-6-DUPONT

Internet address: <http://cropprotection.dupont.com/>

© 2008-2010 E. I. du Pont de Nemours and Company, 1007 Market Street, Wilmington, Delaware 19898.

All rights reserved.