

352-761

09/29/2009

SEP 29 2009 1/13



UNITED STATES ENVIRONMENTAL PROTECTION AGENCY
Washington, D.C. 20460

OFFICE OF
PREVENTION, PESTICIDES
AND TOXIC SUBSTANCES

SEP 29 2009

Tim McPherson
E.I. du Pont de Nemours and Company
DuPont Crop Protection
P.O. Box 30
Newark, DE 19714

Subject: Label Amendment (Add preemergence timing)
DuPont Require Q (mp) Herbicide
EPA Reg. No. 352-761
Application Dated August 10, 2009

Dear Mr. McPherson:


The labeling referred to above, submitted in connection with registration under the Federal Insecticide, Fungicide, and Rodenticide Act (FIFRA), as amended, is acceptable, provided you make the following changes:

1. Revise the heading from "Inert Ingredients" to "Other Ingredients".
2. Revise the second sentence in the User Safety Recommendations box to read "Remove clothing/PPE immediately if pesticide gets inside."
3. Correct the typo in the Environmental Hazards box from "last" to "least" in the sentence "Ensure treated areas have received at **least** one-half inch rainfall (or irrigation) before..."
4. Revise the heading from "General Information" to "Product Information".
5. On page 2, revise the last paragraph to read "DuPont REQUIRE Q (mp) herbicide **must** be used only in accordance with **instructions** on this label or in supplemental DuPont publications. DuPont will not be responsible for losses or damage resulting from use of this product in any manner not **specified** by DuPont."
6. On page 3, revise the first sentence to read "DuPont REQUIRE Q (mp) herbicide is a unit pack...when applied **preemergence and** postemergence."
7. On page 3, add the restriction "Do not apply preemergence to coarse-textured soils (sand, loamy sand, or sandy loam) with less than 1% organic matter."

- 8. On page 3, revise the second sentence under When to Apply to read “This includes combinations of fallow, **preemergence**, and postemergence applications...”
- 9. On page 3, revise the second paragraph under When to Apply – Preemergence to the Crop to read “REQUIRE Q (mp) herbicide may be used in either conventional, conservation tillage, or no-till crop management systems and may be applied either preplant, preplant incorporated (less than 2” deep), **or preemergence** for use in field corn production.”
- 10. On page 4, revise the second sentence under Postemergence Rates to read “Consult DuPont technical bulletins or Supplemental Labeling for additional rate **instructions**.”
- 11. Add the statement “Do not contaminate water, food, or feed by storage and disposal.” directly under the Storage and Disposal heading. Remove all similar statements from the Pesticide Storage and Pesticide Disposal sections.
- 12. Revise the Pesticide Disposal statement to read “Wastes resulting from the use of this product **must** be disposed of on site or at an approved waste disposal facility.”
- 13. Revise the Container Disposal section to read “Nonrefillable Container. Do not reuse or refill this container. Completely empty the contents of the bag into application equipment. Then offer for recycling if available, or dispose of empty bag in a sanitary landfill or by incineration or, if allowed by state and local authorities, by burning. If burned, stay out of smoke.”

A stamped copy of your label is enclosed for your records. This label supercedes all previously accepted labels. You must submit one (1) copy of the final printed label before you release the product for shipment. Products shipped after eighteen (18) months from the date of this letter or the next printing of the label, whichever occurs first, must bear the new revised label. If these conditions are not complied with, the registration will be subject to cancellation in accordance with FIFRA §6(e). Your release for shipment of the product constitutes acceptance of these conditions.

Sincerely,




Jim Tompkins
 Product Manager 25
 Herbicide Branch
 Registration Division (7505P)



DuPont™ Require® Q (mp)

herbicide

DRAFT LABEL



“..... A Growing Partnership With Nature”





DuPont™
Require® Q (mp)
herbicide

A unit area pack product for postemergence use in Field Corn

Active Ingredients	By Weight
Rimsulfuron	
N-((4,6-dimethoxypyrimidin-2-yl)aminocarbonyl)-3-(ethylsulfonyl)-2-pyridinesulfonamide	6.25%
Sodium salt of dicamba (3,6-dichloro-2-methoxybenzoic acid)*	52.94%
Inert Ingredients	40.81%
TOTAL	100.00%

* This product contains 48.12% 3,6-dichloro-2-methoxybenzoic acid (dicamba)

EPA REG. NO. 352-761
 EPA Est. No. _____

KEEP OUT OF REACH OF CHILDREN
WARNING/AVISO

Si usted no entiende la etiqueta, busque a alguien para que se la explique a usted en detalle. (If you do not understand this label, find someone to explain it to you in detail.)

FIRST AID

IF IN EYES: Hold eye open and rinse slowly and gently with water for 15-20 minutes. Remove contact lenses, if present, after the first 5 minutes, then continue rinsing eye. Call a poison control center or doctor for treatment advice.

IF ON SKIN OR CLOTHING: Take off contaminated clothing. Rinse skin immediately with plenty of water for 15-20 minutes. Call a poison control center or doctor for treatment advice.

IF SWALLOWED: Call a poison control center or doctor immediately for treatment advice. Have person sip a glass of water if able to swallow. Do not induce vomiting unless told to by a poison control center or doctor. Do not give anything to an unconscious person.

IF INHALED: Move person to fresh air. If person is not breathing, call 911 or an ambulance, then give artificial respiration, preferably by mouth-to-mouth, if possible. Call a poison control center or doctor for further treatment advice.

Have the product container or label with you when calling a poison control center or doctor, or going for treatment. You may also contact 1-800-441-3637 for emergency medical treatment information.

ACCEPTED
 with COMMENTS
 in EPA Letter Dated
 SEP 29 2009

4/13

Under the Federal Insecticide, Fungicide, and Rodenticide Act as amended, for the pesticide registered under EPA Reg. No.

352-761

PRECAUTIONARY STATEMENTS
HAZARD TO HUMANS
AND DOMESTIC ANIMALS

WARNING! Causes substantial but temporary eye injury. Wear protective eyewear. Harmful if swallowed or absorbed through skin. Prolonged or frequently repeated skin contact may cause allergic reactions in some individuals. Do not get in eyes or on clothing. Avoid contact with skin. Avoid breathing dust or spray mist. Wash thoroughly with soap and water after handling and before eating, drinking, chewing gum, or using tobacco. Remove and wash contaminated clothing before reuse.

PERSONAL PROTECTIVE EQUIPMENT

Some of the materials that are chemical resistant to this product are listed below. If you want more options follow the instructions for category A on an EPA chemical-resistant category selection chart.

All mixers, loaders, and applicators and other handlers must wear:

- Long-sleeve shirt and long pants.
- Chemical resistant gloves Category A (such as butyl rubber, natural rubber, neoprene rubber, or nitrile rubber), all > 14 mils.
- Shoes plus socks.
- Protective eyewear

See Engineering Controls Statements for additional requirements and exceptions.

Discard clothing and other absorbent materials that have been drenched or heavily contaminated with this product's concentrate. Do not reuse them. Follow manufacturer's instructions for cleaning/maintaining PPE. If no such instructions for washables, use detergent and hot water. Keep and wash PPE separately from other laundry.

ENGINEERING CONTROL STATEMENTS

When handlers use closed systems, enclosed cabs, or aircraft in a manner that meets the requirements listed in the Worker Protection Standard (WPS) for agricultural pesticides [40 CFR part 170.240 (d)(4-6)], the handler PPE requirements may be reduced or modified as specified in the WPS. Pilots must use cockpits in a manner that meets the requirements listed in the Worker Protection Standard (WPS) for agricultural pesticides [40 CFR part 170.240 (d)(4-6)].

USER SAFETY RECOMMENDATIONS

USERS SHOULD: Wash hands before eating, drinking, chewing gum, using tobacco or using the toilet. Remove clothing immediately if pesticide gets inside. Then wash thoroughly and put on clean clothing. Remove PPE immediately after handling this product. Wash the outside of gloves before removing. As soon as possible, wash thoroughly and change into clean clothing.

ENVIRONMENTAL HAZARDS

Do not apply directly to water, or to areas where surface water is present, or to intertidal areas below the mean high water mark. Do not contaminate water by cleaning of equipment or disposal of equipment washwaters. Keep out of lakes, streams, or ponds. Apply this product only as directed on the label.

Dicamba is known to leach through soil into ground water under certain conditions as a result of agricultural use. Use of this product in areas where soils are permeable, particularly where the water table is shallow, may result in ground water contamination.

DO NOT discharge effluent containing this product into lakes, streams, ponds, estuaries, oceans, or other waters unless in accordance with the requirements of a National Pollution Discharge Elimination System (NPDES) permit and the permitting authority has been notified in writing prior to discharge. DO NOT discharge effluent containing this product to sewer systems without previously notifying the local sewage treatment plant authority. For guidance, contact your State Water Board or Regional Office of the EPA.

Ground and Surface Water Protection

Point source contamination: To prevent point source contamination, do not mix, load this pesticide product within 50 feet of wells (including abandoned wells and drainage wells), sink holes, perennial or intermittent streams and rivers, and natural or impounded lakes and reservoirs. Do not apply pesticide product within 50 feet of wells. This setback does not apply to properly capped or plugged abandoned wells and does not apply to impervious pad or properly diked mixing/loading areas as described below. Mixing, loading, rinsing, or washing operations performed within 50 feet of a well are allowed only when conducted on an impervious pad constructed to withstand the weight of the heaviest load that may be on or move across the pad. The pad must be self-contained to prevent surface water flow over or from the pad. The pad capacity must be maintained at 110% that of the largest pesticide container or application equipment used on the pad and have sufficient capacity to contain all product spills, equipment or container leaks, equipment wash waters, and rainwater that may fall on the pad. The containment capacity does not apply to vehicles delivering pesticide shipments to the mixing/loading site. States may have in effect additional requirements regarding wellhead setbacks and operational containment.

Care must be taken when using this product to prevent: a) back siphoning into wells, b) spills or c) improper disposal of excess pesticide, spray mixtures or rinsates. Check valves or antisiphoning devices must be used on all mixing equipment.

Movement by surface runoff or through soil: Do not apply under conditions which favor runoff. Do not apply to impervious substrates such as paved or highly compacted surfaces in areas with high potential for ground water contamination. Ground water contamination may occur in areas where soils are permeable or coarse and ground water is near the surface. Do not apply to soils classified as sand with less than 3% organic matter and where ground water depth is shallow. To minimize the possibility of ground water contamination, carefully follow application rate recommendations as affected by soil type in the general information section of this label.

Movement by water erosion of treated soil: Do not apply or incorporate this product through any type of irrigation equipment nor by flood or furrow irrigation. Ensure treated areas have received at least one-half inch rainfall (or irrigation) before using tailwater for subsequent irrigation of other fields.

Endangered Species Concerns

The use of any pesticide in a manner that may kill or otherwise harm an endangered species or adversely modify their habitat is a violation of federal law.

DIRECTIONS FOR USE

It is a violation of Federal law to use this product in a manner inconsistent with its labeling.

Do not apply this product in a way that will contact workers or other persons, either directly or through drift. Only protected handlers may be in the area during application. For any requirements specific to your State or Tribe, consult the agency in your State responsible for pesticide regulation.

AGRICULTURAL USE REQUIREMENTS

Use this product only in accordance with its labeling and with the Worker Protection Standard, 40 CFR part 170. This Standard contains requirements for the protection of agricultural workers on farms, forests, nurseries, and greenhouses, and handlers of agricultural pesticides. It contains requirements for training, decontamination, notification, and emergency assistance. It also contains specific instructions and exceptions pertaining to the statements on this label about personal protective equipment (PPE) and restricted-entry interval. The requirements in this box only apply to uses of this product that are covered by the Worker Protection Standard.


Do not enter or allow worker entry into treated areas during the restricted entry interval (REI) of 24 hours. Exception: If the product is soil injected or soil incorporated, the Worker Protection Standard, under certain circumstances, allows workers to enter the treated areas if there will be no contact with anything that has been treated. PPE required for early entry to treated areas that is permitted under the Worker Protection Standard and that involves contact with anything that has been treated, such as plants, soil, or water, is:

- Coveralls worn over short-sleeve shirt and short pants
- Chemical-resistant footwear plus socks
- Chemical-resistant gloves, category A (such as butyl rubber, natural rubber, neoprene rubber, or nitrile rubber), all > 14 mils.
- Chemical-resistant headgear for overhead exposure
- Protective eyewear.

Notify workers of the application by warning them orally and by posting warning signs at entrances to treated areas.

GENERAL INFORMATION

DuPont™ REQUIRE® Q (mp) herbicide should be used only in accordance with recommendations on this label or in supplemental DuPont publications. DuPont will not be responsible for losses or damage resulting from use of this product in any manner not specifically recommended by DuPont.



DuPont™ REQUIRE® Q (mp) herbicide is a unit area pack herbicide that is used at the rate of 4 ounces per acre for burndown and residual control of certain annual grass and broadleaf weeds when applied postemergence. One 80 ounce unit area pack will treat 20 acres at the 4 ounce per acre application rate. After opening the REQUIRE® Q (mp) herbicide package, you must completely empty the entire contents of both compartments into the spray tank.

REQUIRE® Q (mp) may be applied to "Roundup Ready" corn in tank mix combinations with glyphosate herbicides such as "Roundup Original", "Roundup Weathermax", or similar products to add residual control for later emerging weeds. Residual weed control is dependent on rainfall or sprinkler irrigation for herbicide activation.

Do not apply to field corn grown for seed, to popcorn or to sweet corn.
Do not make fallow applications to coarse-textured soils (sand, loamy sand or sandy loam) with less than 3% organic matter.
Do not apply by air in the State of New York.
Do not apply this product through any type of irrigation system.
Do not treat irrigation ditches or water used for crop irrigation or domestic uses.
Do not treat areas where either possible downward movement into the soil, or surface washing, may cause contact of REQUIRE® Q (mp) herbicide with the roots of desirable plants such as trees and shrubs.
Ground or aerial application equipment which will give good spray coverage of weed foliage should be used. The applicator must follow the most restrictive use cautions to avoid drift hazards, including those found in this labeling, as well as state and local regulations and ordinances.
Select nozzles designed to produce minimal amounts of fine spray particles. Spray with nozzles as close to the weeds as is practical for good weed coverage.
Avoid disturbing (e.g., cultivating or mowing) for at least 7 days following application.
Do not apply to crops under stress due to lack of moisture, hail damage, flooding, herbicide injury, mechanical injury, insects, or widely fluctuating temperatures as injury may result.

REQUIRE® Q (mp) can be applied to many field corn hybrid with a relative maturity (RM) of 77 days or more. Consult with your seed supplier before applying REQUIRE® Q (mp) to any corn types where specific seed company publications indicate "Warning", "Crop Response Warning", or "Sensitive" notations for the use of some ALS herbicides. As noted in the seed company publications, DuPont sulfonylurea herbicides such as REQUIRE® Q (mp) should be used with caution on these hybrids. DuPont does not have access to all seed company data. Consequently, injury arising from the use of REQUIRE® Q (mp) herbicide on the above types of hybrids is the responsibility of the user. Consult with your local DuPont representative or the DuPont Label Web Site (<http://cropprotection.dupont.com/>) for any additional supplemental labeling information relative to potential corn hybrid sensitivity to REQUIRE® Q (mp).

APPLICATION INFORMATION

WHEN TO APPLY

Do not apply more than a total of 8 oz REQUIRE® Q (mp) (or 0.5 oz active ingredient rimsulfuron) during the crop year. This includes combinations of fallow and postemergence applications of REQUIRE® Q (mp), as well as rimsulfuron from application(s) of products such as DuPont™ BASIS®, DuPont™ RESOLVE™ DF and DuPont™ STEADFAST® herbicides.

Fallow

Use rates

Apply REQUIRE® Q (mp) at 4 ounces per acre. One unit area pack will treat 20 acres at this application rate.

Application Timing

REQUIRE® Q (mp) may be used as a fallow treatment, in the spring or fall when the majority of weeds have emerged and are actively growing.

Tank Mixtures in Fallow

REQUIRE® Q (mp) may be used as a fallow treatment and may be tank mixed with other herbicides that are registered for use in fallow. Read and follow all instructions on this label and the labels of any tank mix partner before using any other herbicide in mixtures with REQUIRE® Q (mp). If the recommendations on the tank mix partner label conflict with this REQUIRE® Q (mp) label, do not use in a tank mixture with REQUIRE® Q (mp).

Field Corn

Up to 2 applications of REQUIRE® Q (mp) herbicide may be made during a growing season. Sequential applications must be separated by 2 weeks or more.

WHEN TO APPLY – Preemergence to the Crop

Apply REQUIRE® Q (mp) at 4.0 ounce per acre before corn emergence. See cumulative rimsulfuron rate limitation as noted above. Consult DuPont technical bulletins, fact sheets or supplemental labeling for additional application rate information.

REQUIRE® Q (mp) herbicide may be used in either conventional, conservation tillage, or no-till crop management systems and may be applied either preplant, preplant incorporated (less than 2" deep), preemergence, or post emergence for use in field corn production. Applications of REQUIRE® Q (mp) made before weed emergence will provide residual control of labeled weeds. Control of emerged weeds will require the addition of spray adjuvants, and can be further enhanced with additional tank mix partners as noted in this label.

Preplant Surface Applied – REQUIRE® Q (mp) may be applied up to 30 days prior to planting. REQUIRE® Q (mp) is best used in a planned sequential application program, followed by REQUIRE® Q (mp), Steadfast Q, tank mixed with appropriate corn herbicide partners, post applied. Refer to the label of the respective sequential partner for specific use directions.

Preplant/Preemerge Burndown – REQUIRE® Q (mp) may be applied when weeds are present at the time of treatment in a tank mixture with crop oil concentrate or methylated seed oil for burndown of labeled weeds 3" or less in height. When weeds are greater than 3" in height or weeds not controlled by REQUIRE® Q (mp) are present, the addition

of burndown herbicide (ie glyphosate, gramoxone, dicamba, and/or 2, 4-D) is recommended. If giant ragweed, common cocklebur, henbit, Pennsylvania smartweed or purple deadnettle are present at the time of application, the addition of atrazine will improve control. Observe direction for use and precaution and restrictions on the label of the burndown herbicide. When mixing with liquid nitrogen fertilizer or glyphosate, substitute a non-ionic surfactant for crop oil.

WHEN TO APPLY - Postemergence to the Crop

Apply DuPont™ REQUIRE® Q (mp) any time after corn has reached 4 inches in height (V2). Do not apply to corn taller than 20 inches or exhibiting 7 or more leaf collars, whichever is more restrictive. Applications of REQUIRE® Q (mp) made after weed emergence will provide contact control of labeled weeds as well as limited residual control of later emergence.

Postemergence Rates

REQUIRE® Q (mp) is to be applied at 4 oz/acre as a postemergence broadcast application. Consult DuPont technical bulletins or Supplemental Labeling for additional rate recommendations.

Timing to Weeds

- Tank mixtures of REQUIRE® Q (mp) with glyphosate or glufosinate herbicides may be applied after weeds emerge but before they reach the maximum size listed on the glyphosate or glufosinate herbicide labels.
- Adequate soil moisture is required for optimum activity. Rainfall within 7 days after application will enhance REQUIRE® Q (mp) residual activity. If activating rainfall or sprinkler irrigation (>0.5 inch) is not received within 7 days after application, follow with a cultivation or with a sequential application of DuPont™ ACCENT® herbicide, if needed.

RATE

REQUIRE® Q (mp) is a unit area pack product which will treat 20 acres of corn as a broadcast application.

Apply REQUIRE® Q (mp) at a rate of 4 ounces per acre for control or suppression of the grasses and broadleaf weeds listed below.

Do not apply more than 4 ounces of REQUIRE® Q (mp) per acre per application unless instructed to do so by DuPont Technical Bulletins or Supplemental Labeling.

Do not apply more than 8 ounces of REQUIRE® Q (mp) in a single use season.

SPRAY ADJUVANTS

For control of emerged weeds, application of REQUIRE® Q (mp) must include a nonionic surfactant and an ammonium nitrogen fertilizer. If applied in tank mix combination with a glyphosate or glufosinate herbicide that contains a built-in adjuvant system, such as "Roundup Weathermax" or "Liberty", no additional surfactant needs to be added. Crop oil concentrate may be used in place of nonionic surfactant for burndown applications of REQUIRE® Q (MP) made before crop emergence. Consult

local DuPont fact sheets, technical bulletins, and service policies prior to using other adjuvant systems. Products must contain only EPA-exempt ingredients (40 CFR 1001).

Petroleum Crop Oil Concentrate (COC) or Modified Seed Oil (MSO)

- Apply at 1% v/v (1 gallon per 100 gallons spray solution) or 2% under arid conditions.
- MSO adjuvants may be used at 0.5% v/v (0.5 gallon per 100 gallons spray solution) if specifically noted on adjuvant product labeling.
- Oil adjuvants must contain at least 80% high quality, petroleum (mineral) or modified vegetable seed oil with at least 15% surfactant emulsifiers.

Nonionic Surfactant (NIS)

- Apply at 0.25% v/v (1 qt per 100 gal spray solution).
- Surfactant products must contain at least 60% nonionic surfactant with a hydrophilic/lipophilic balance (HLB) greater than 12.

Ammonium Nitrogen Fertilizer

- Use 2 qt/acre of a high-quality urea ammonium nitrate (UAN) such as 28%N or 32%N, or 2 lb/acre of a spray-grade ammonium sulfate (AMS).
- Do not use liquid nitrogen fertilizer as the total carrier solution after crop emergence.

Special Adjuvant Types

- Combination adjuvant products may be used at doses that provide the required amount of NIS and ammonium nitrogen fertilizer. Consult product literature for use rates and restrictions.

Do not use any other adjuvant rates or mixtures with REQUIRE® Q (mp) unless instructed to do so on DuPont Technical Bulletins or Supplemental Labeling.


WEEDS CONTROLLED/SUPPRESSED

POSTEMERGENCE CONTROL

Grasses (1 - 2")

- Barley, volunteer
- Barnyardgrass
- Bluegrass, annual
- Crabgrass, large (1/2")
- Cupgrass, woolly (1")
- Foxtail (bristly, giant, green, yellow)
- Johnsongrass, seedling*
- Millet, Wild Proso*
- Panicum, fall
- Quackgrass*
- Ryegrass, Italian*
- Shattercane (4")
- Signalgrass, broadleaf*
- Stinkgrass*
- Wheat, volunteer
- Wild oat*
- Yellow nutsedge*

* partial control/suppression



Broadleaves (1 - 3")

- Alfalfa, volunteer^
- Amaranth, Palmer*
- Canada thistle*
- Chickweed, common
- Cocklebur*
- Dandelion (6" diameter)
- Henbit
- Jimsonweed*
- Kochia
- Ladysthumb*
- Lambsquarters, common*
- Morningglory, (ivyleaf, tall*)
- Mustard, (birdsrape, black, wild)
- Nightshade, (hairy, Eastern black*)
- Pigweed, (prostrate, redroot, smooth)
- Purslane, common*
- Ragweed, (common*, giant*)
- Russian thistle
- Shepherd's purse
- Sicklepod*
- Smartweed, Pennsylvania*
- Waterhemp*
- Wild radish
- Wild sunflower
- Velvetleaf

*partial control/suppression

^ Except in California

RESIDUAL CONTROL

Grasses

- Barnyardgrass
- Bluegrass, annual*
- Crabgrass, large*
- Foxtail (bristly, giant, green, yellow)
- Panicum, fall*
- Signalgrass, broadleaf*
- Wheat, Volunteer
- Wild Oat*

* partial control/suppression

Broadleaves

- Carpetweed*
- Chamomile, false
- Cocklebur*
- Filaree, Redstem
- Henbit
- Jimsonweed*
- Kochia (ALS-sensitive)
- Lambsquarters, common
- Morningglory, ivyleaf*
- Mustard (birdsrape, black)
- Nightshade* (hairy, black)
- Palmer amaranth*
- Pigweed (prostrate, redroot, smooth)
- Purslane, common
- Ragweed, common*
- Russian thistle, seedling*
- Smartweed, Pennsylvania*
- Velvetleaf*

* partial control/suppression

TANK MIXTURES

DuPont™ REQUIRE® Q (mp) may be tank mixed with full or reduced rates of other product registered for use in corn. Read and follow all manufactures label recommendations for the companion herbicide. If these recommendations conflict with this REQUIRE® Q (mp) label, do not use as a tank mixture with REQUIRE® Q (mp).

Postemergence to the Crop

Tank Mixtures with Glyphosate

REQUIRE® Q (mp) may be tank mixed with glyphosate herbicides if applications are made to corn hybrids containing the "Roundup Ready" gene. Consult with your

seed supplier to confirm the corn hybrid is "Roundup Ready" before making any herbicide application containing glyphosate herbicides.

When used in tank mixture with glyphosate herbicides, 4 oz REQUIRE® Q (mp) will deliver improved burndown and/or residual activity on the following weeds, as compared to glyphosate used alone:

- Alfalfa, volunteer*
- Barley, volunteer
- Barnyardgrass
- Bluegrass, annual
- Canada thistle
- Chamomile, false
- Chickweed, common
- Cocklebur
- Crabgrass
- Dandelion (6" diameter)
- Filaree, redstem
- Foxtail (bristly, giant, green, yellow)
- Henbit
- Johnsongrass, seedling
- Kochia
- Lambsquarters, common
- Millet, wild proso
- Morningglory, (ivyleaf, tall)
- Mustard (birdsrape, black, wild)
- Nightshade, hairy
- Panicum, fall
- Pigweed (prostrate, redroot, smooth)
- Purslane, common
- Quackgrass
- Ragweed, (common, giant)
- Ryegrass, Italian
- Sandbur (field, longspine)
- Shepherd's purse
- Signalgrass, broadleaf
- Smartweed, Pennsylvania
- Stinkgrass
- Velvetleaf
- Waterhemp
- Wheat, volunteer
- Wild buckwheat
- Wild oat
- Wild radish
- Yellow nutsedge

* Except in California

Tank Mixtures with Glufosinate

REQUIRE® Q (mp) may be tank mixed with glufosinate herbicides if applications are made to corn hybrids containing the "Liberty Link" gene. Consult with your seed supplier to confirm the corn hybrid is "Liberty Link" before applying any herbicide containing glufosinate.

When used in tank mixtures with glufosinate herbicide, 4 oz REQUIRE® Q (mp) will deliver improved burndown and/or limited residual activity of several broadleaf and grass weeds including velvetleaf, redroot pigweed, common lambsquarters, and certain foxtail spp. as compared to glufosinate alone.

For Additional Control of Kochia

REQUIRE® Q (mp) may be tank mixed with 1/3 to 2/3 pint per acre of "Starane" for improved control of kochia. Use higher rates when weed infestation is heavy. Refer to the specific "Starane" label for application timing and restrictions.

For Additional Control of Broadleaf and Grass Weeds

REQUIRE® Q (mp) may be tank mixed with full or reduced rates of preemergence grass and broadleaf herbicides such as atrazine, DuPont™ CINCH®, DuPont™ CINCH® ATZ.

DuPont™ BREAKFREE®, DuPont™ BREAKFREE® ATZ, or "Outlook" to provide added residual activity or burndown activity on emerged weeds. Consult tank mix partner labeling for application rates, adjuvant recommendations, and soil-type restrictions.

DuPont™ REQUIRE® Q (mp) may be tank mixed with 2 pints per acre of "Lumax" or 2 1/3 pints per acre of "Lexar" for improved burndown or residual control of several broadleaf weeds including common waterhemp, common ragweed, common lambsquarters, and velvetleaf. When applying mixtures of REQUIRE® Q (mp) plus "Lumax" or "Lexar" the use of a nonionic surfactant is recommended. Refer to "Lumax" or "Lexar" labels for additional information regarding application timing, tank mixtures, adjuvants, and rotational crops.

REQUIRE® Q (mp) may be tank mixed with 0.5 to 0.75 fluid ounces per acre of "Impact" plus atrazine at 0.375 to 1.5 pounds active per acre for improved burndown or residual control of several broadleaf weeds including common waterhemp, common ragweed, common lambsquarters, and velvetleaf. When applying mixtures of REQUIRE® Q (mp) plus "Impact" the use of methylated seed oil is recommended. Refer to "Impact" label for additional information regarding application timing, tank mixtures, adjuvants, and rotational crops.

FOR ALL APPLICATION TIMINGS

- Do not apply DuPont™ REQUIRE® Q (mp) tank mixtures with glyphosate herbicides to conventional corn hybrids that do not contain the "Roundup Ready" trait.
- Do not apply REQUIRE® Q (mp) tank mixtures with glufosinate herbicides to conventional corn hybrids that do not contain the "Liberty Link" trait.
- To avoid crop injury or antagonism, apply the products indicated below at least seven days before or three days after the application of REQUIRE® Q (mp). Do not tank mix REQUIRE® Q (mp) with "Basagran" and "Laddok" or severe crop injury may occur. Do not tank mix REQUIRE® Q (mp) with foliar-applied organophosphate insecticides such as "Lorsban", malathion, parathion, etc., as severe crop injury may occur.
- Do not exceed labeled application rates. Do not tank mix REQUIRE® Q (mp) with other products that contain the same active ingredients as REQUIRE® Q (mp) (rimsulfuron and dicamba) unless the label of either tank mix partner specifies the maximum rate that may be used.
- Application(s) of REQUIRE® Q (mp) herbicide to corn during periods of rapid growth may result in temporary leaning. Corn will usually become erect within 3 - 7 days. Cultivation should be delayed until after corn is growing normally to avoid breakage.
- DO NOT apply REQUIRE® Q (mp) herbicide when soybeans are growing nearby if any of these conditions exist:
 - corn is more than 20" tall
 - soybeans are more than 10" tall
 - soybeans have begun to bloom

Other than the exceptions noted, and in addition to the tank mix partners indicated in the fallow and postemergence sections above, REQUIRE® Q (mp) may be applied in tank mixture with glyphosate plus other products registered for use in field corn. REQUIRE® Q (mp) may be applied in

tank mix combinations with full or reduced rates of other products provided:

- The tank mix product is labeled for the same timing, method of application, adjuvants, and use restrictions as REQUIRE® Q (mp) and other products used in the tank mixture.
- The tank mixture is not specifically prohibited on the label of the tank mix product.

Tank Mixing Precautions:

- Weed control and crop response with tank mixtures not specifically recommended in this label or in REQUIRE® Q (mp) fact sheets or technical bulletins are the responsibility of the user and manufacturer of the tank mix product.
- Read and follow all applicable use directions, precautions, and limitations specified on the respective product labels and fact sheets.

CHEMIGATION

Do not apply REQUIRE® Q (mp) through any type of irrigation system.

MIXING INSTRUCTIONS

1. Fill the tank 1/4 to 1/3 full of water.
2. While agitating, add the required amount of REQUIRE® Q (mp).
3. Continue agitation until the REQUIRE® Q (mp) is fully dispersed, at least 5 minutes.
4. Once the REQUIRE® Q (mp) is fully dispersed, maintain agitation and continue filling tank with water. REQUIRE® Q (mp) should be thoroughly mixed with water before adding any other material.
5. As the tank is filling, add tank mix partners (if desired).
6. If the mixture is not continuously agitated, settling will occur. If settling occurs, thoroughly re-agitate before using.
7. Apply REQUIRE® Q (mp) spray mixture within 48 hours of mixing to avoid product degradation.

BROADCAST APPLICATION

Use a minimum of 15 gallons of water per acre (GPA) to ensure thorough coverage of the weeds and the best performance. Use a minimum of 10 GPA for light, scattered stands of weeds. For best performance, select nozzles and pressure that deliver MEDIUM spray droplets, as indicated, for example, by ASAE Standard S572. Nozzles that deliver COARSE spray droplets may be used to reduce drift, provided spray volume is increased to maintain coverage on small weeds.

For optimal product performance and minimal spray drift, adjust the spray boom to the lowest possible spray height recommended in manufacturers' specifications. Ensure that equipment is set up to avoid applying an excessive rate directly over the rows and into the corn plant when overlaps or starting, stopping, slowing, and turning while spraying may result in crop injury.

AERIAL APPLICATION

Aerial application is not permitted in the State of New York. Use nozzle types and arrangements that will provide optimum spray distribution and maximum coverage at a minimum of 5 GPA.

Do not apply during a temperature inversion, when winds are gusty, or when conditions favor poor coverage and/or off-target spray movement.

ENVIRONMENTAL CONDITIONS AND BIOLOGICAL ACTIVITY

DuPont™ REQUIRE® Q (mp) is absorbed through the shoots and roots of plants, rapidly inhibiting the growth of susceptible weeds. Rainfall or sprinkler irrigation is needed to move REQUIRE® Q (mp) into the soil. Susceptible weeds will generally not emerge from preemergence application. In some cases susceptible weeds may germinate and emerge a few days after application, but growth then ceases and leaves become chlorotic three to five days after emergence. Death of leaf tissue and growing point will follow in some species, while others will remain green but stunted and noncompetitive.

The herbicidal action of REQUIRE® Q (mp) may be less effective on weeds stressed from adverse environmental conditions (such as extreme temperatures or moisture), abnormal soil conditions, or cultural practices. Rainfall within 4 hours after a postemergence application of DuPont™ REQUIRE® Q (mp) may reduce herbicidal activity.

REQUIRE® Q (MP) ROTATIONAL CROP GUIDELINES

The following rotational intervals should be observed when using REQUIRE® Q (mp):

4 OZ MAXIMUM USE RATE PER SEASON

Rotation Crop	Interval (months)
Corn, field	Anytime
Potatoes	4
STS soybeans***	1
Tomato	4
Cereals, Winter (wheat)	3
Cereals, Spring (wheat, oats, barley)	9
Alfalfa*†	10
Cotton†	10
Canola†	10
Cucumber	10
Flax	10
Peas	10
Rice **	10
Red Clover†	10
Sorghum†	10
Corn, pop or sweet	10
Soybeans	10
Snap beans, dry beans	10
Sunflower	10
Sugarbeets†	10
Crops Not Listed	18

* On sprinkler irrigated fields in Idaho, Utah, and Northern Nevada it is best to use deep fall tillage such as plowing prior to planting alfalfa. Product degradation may be less on furrow irrigated soils and may result in some crop injury.

† 18 months in the Red River Valley region of ND and MN. In all other areas, the rotation intervals should be extended to 18 months if drought conditions prevail after application and before the rotational crop is planted, unless sprinkler irrigation has been applied and totals greater than 15" during the growing season.

**For soils with pH less than 6.5.

***Sulfonylurea Tolerant Soybean

8 OZ MAXIMUM USE RATE PER SEASON

Rotation Crop	Interval (months)
Corn, field	Anytime
Potatoes	4
Tomato	4
STS soybean***	4
Cereals, Winter (wheat)	4
Cereals, Spring (wheat, oats, barley)	9
Corn (pop or sweet)	10
Cotton†	10
Cucumber	10
Flax	10
Soybeans	10
Snap beans, dry beans	10
Sunflower	10
Crops Not Listed	18

†The rotation interval should be extended to 18 months if drought conditions prevail after application and before the rotational crop is planted, unless sprinkler irrigation has been applied and totals greater than 15" during the growing season.

***Sulfonylurea Tolerant Soybean

SPRAYER PREPARATION/CLEANUP

It is important that spray equipment is clean and free of previous pesticide deposits before using REQUIRE® Q (mp) and then properly cleaned out following application. Clean all application equipment before applying REQUIRE® Q (mp). Follow the cleanup procedures specified on the label of the product previously sprayed. If no cleanup procedure is provided, use the procedure that follows. Immediately following applications of REQUIRE® Q (mp), thoroughly clean all mixing and spray equipment to avoid subsequent crop injury.

Note :

- When cleaning spray equipment before applying REQUIRE® Q (mp), read and follow label directions for proper rinsate disposal of the product previously sprayed.
- A steam cleaning of aerial spray tanks is recommended to dislodge any visible pesticide deposits.
- When spraying or mixing equipment will be used over an extended period to apply multiple loads of REQUIRE® Q (mp), partially fill the tank with fresh water at the end of each day of spraying, flush the boom and hoses, and allow to sit overnight.

Cleanup Procedure

1. Drain the tank and thoroughly hose down the interior surfaces. Flush the tank, hoses, and boom with clean water for a minimum of 5 min.
2. Partially fill the tank with clean water and add one gal of household ammonia*** (containing 3% active) for every 100 gal of water. Finish filling the tank with water, then flush the cleaning solution through the hoses, boom, and nozzles. Add more water to completely fill the tank and allow to agitate/recirculate for at least 15 min. Again, flush the hoses, boom, and nozzles with the cleaning solution, then drain the tank.
3. Repeat Step 2.
4. Remove the nozzles and screens and clean separately in a bucket containing the cleaning agent and water.

5. Thoroughly rinse the tank with clean water for a minimum of 5 min, flushing the water through the hoses and boom.

***Equivalent amounts of an alternate strength ammonia solution or a tank cleaner recommended in the DuPont bulletin "Sulfonylurea Herbicides, A Guide to Equipment Cleanout," may be used.

SPRAY DRIFT MANAGEMENT

The interaction of many equipment and weather-related factors determines the potential for spray drift. The applicator is responsible for considering all these factors when making application decisions.

AVOIDING SPRAY DRIFT IS THE RESPONSIBILITY OF THE APPLICATOR.

IMPORTANCE OF DROPLET SIZE

The most effective way to reduce drift potential is to apply large droplets (>150 - 200 microns). The best drift management strategy is to apply the largest droplets that provide sufficient coverage and control. The presence of sensitive species nearby, the environmental conditions, and pest pressure may affect how an applicator balances drift control and coverage. **APPLYING LARGER DROPLETS REDUCES DRIFT POTENTIAL, BUT WILL NOT PREVENT DRIFT IF APPLICATIONS ARE MADE IMPROPERLY OR UNDER UNFAVORABLE ENVIRONMENTAL CONDITIONS!** See Wind, Temperature and Humidity, and Temperature Inversions sections of this label.

Controlling Droplet Size - General Techniques

- Volume - Use high flow rate nozzles to apply the highest practical spray volume. Nozzles with higher rated flows produce larger droplets.
- Pressure - Use the lower spray pressures recommended for the nozzle. Higher pressure reduces droplet size and does not improve canopy penetration. **WHEN HIGHER FLOW RATES ARE NEEDED, USE A HIGHER-CAPACITY NOZZLE INSTEAD OF INCREASING PRESSURE.**
- Nozzle Type - Use a nozzle type that is designed for the intended application. With most nozzle types, narrower spray angles produce larger droplets. Consider using low-drift nozzles.

BOOM HEIGHT

Set the boom at the lowest height that provides uniform coverage and reduces the exposure of droplets to evaporation and wind. For ground equipment, the boom should remain level with the crop and have minimal bounce.

WIND

Drift potential increases at wind speeds of less than 3 mph (due to inversion potential) or more than 10 mph. However, many factors, including droplet size and equipment type determine drift potential at any given wind speed. **AVOID APPLICATIONS DURING GUSTY OR WINDLESS CONDITIONS.**

Note: Local terrain can influence wind patterns. Every applicator should be familiar with local wind patterns and how they affect spray drift.

TEMPERATURE AND HUMIDITY

When making applications in hot and dry conditions, set up equipment to produce larger droplets to reduce effects of evaporation.

TEMPERATURE INVERSIONS

Drift potential is high during a temperature inversion. Temperature inversions restrict vertical air mixing, which causes small suspended droplets to remain close to the ground and move laterally in a concentrated cloud. Temperature inversions are characterized by increasing temperature with altitude and are common on nights with limited cloud cover and light to no wind. They begin to form as the sun sets and often continue into the morning. Their presence can be indicated by ground fog; however, if fog is not present, inversions can also be identified by the movement of smoke from a ground source or an aircraft smoke generator. Smoke that layers and moves laterally in a concentrated cloud (under low wind conditions) indicates an inversion, while smoke that moves upward and rapidly dissipates indicates good vertical air mixing.

SHIELDED SPRAYERS

Shielding the boom or individual nozzles can reduce the effects of wind. However, it is the responsibility of the applicator to verify that the shields are preventing drift and not interfering with uniform deposition of the product.

AIR-ASSISTED (AIR BLAST) FIELD CROP SPRAYERS


Air-assisted field crop sprayers carry droplets to the target via a downward-directed airstream. Some may reduce the potential for drift, but if a sprayer is unsuitable for the application and/or set up improperly, high drift potential can result. It is the responsibility of the applicator to determine that a sprayer is suitable for the intended application and is configured properly, and that drift is not occurring.

INTEGRATED PEST MANAGEMENT

This product may be used as part of an Integrated Pest Management (IPM) program that can include biological, cultural, and genetic practices aimed at preventing economic pest damage. IPM principles and practices include field scouting or other detection methods, correct target pest identification, population monitoring, and treating when target pest populations reach locally determined action thresholds. Consult your state cooperative extension service, professional consultants or other qualified authorities to determine appropriate action treatment threshold levels for treating specific pest/crop systems in your area.

RESISTANCE

When herbicides that affect the same biological site of action are used repeatedly over several years to control the same weed species in the same field, naturally-occurring resistant biotypes may survive a correctly applied herbicide treatment, propagate, and become dominant in that field. Adequate control of these resistant weed biotypes cannot be expected. If weed control is unsatisfactory, it may be necessary to retreat the problem area using a product affecting a different site of action.



To better manage herbicide resistance through delaying the proliferation and possible dominance of herbicide resistant weed biotypes, it may be necessary to change cultural practices within and between crop seasons such as using a combination of tillage, retreatment, tank-mix partners and/or sequential herbicide applications that have a different site of action. Weed escapes that are allowed to go to seed will promote the spread of resistant biotypes.

It is advisable to keep accurate records of pesticides applied to individual fields to help obtain information on the spread and dispersal of resistant biotypes. Consult your agricultural dealer, consultant, applicator, and/or appropriate state agricultural extension service representative for specific alternative cultural practices or herbicide recommendations available in your area.

SOIL INSECTICIDE INTERACTION INFORMATION

DuPont™ REQUIRE® Q (mp) may interact with certain insecticides previously applied to the crop. Crop response varies with field corn type, insecticide used, insecticide application method, and soil type.

REQUIRE® Q (mp) may be applied to corn previously treated with "Fortress", "Aztec", or "Force" insecticides or nonorganophosphate (OP) soil insecticides regardless of soil type.

- Do not apply REQUIRE® Q (mp) within 60 days of crop emergence where an organophosphate insecticide (such as Counter) was applied as an in-furrow treatment since crop injury may occur. Also, allow at least 60 days between a pre-plant application of REQUIRE® Q (mp) and application of an organophosphate insecticide since crop injury may result.
- DO NOT APPLY REQUIRE® Q (mp) to corn previously treated with "Counter" 15G or to corn treated with "Counter" 20CR in furrow or over the row at cultivation.
- Applications of REQUIRE® Q (mp) to corn previously treated with "Counter" 20 CR, "Lorsban", or "Thimet" may cause unacceptable crop injury, especially on soils of less than 4% organic matter.

PRECAUTIONS

REQUIRE® Q (mp) may cause injury to desirable trees and plants, particularly beans, cotton, flowers, fruit trees, grapes, ornamentals, peas, potatoes, soybeans, sunflowers, tobacco, tomatoes, and other broadleaf plants when contacting their roots stems or foliage. These plants are most sensitive to REQUIRE® Q (mp) during their development or growing stage.

Injury or loss of desirable trees or vegetation may result from failure to observe the following:

- Do not apply REQUIRE® Q (mp) or drain or flush application equipment on or near desirable trees or other plants, or on areas where their roots may extend, or in locations where the chemical may be washed or moved into contact with their roots.
- Do not use on lawns, walks, driveways, tennis courts, or similar areas.
- Prevent drift or spray to desirable plants.
- Do not contaminate any body of water.

- Thoroughly clean application equipment immediately after use. (See Sprayer Cleanup section of this label for instructions).

Crop injury may occur following an application of REQUIRE® Q (mp) if there is a prolonged period of cold weather and/or in conjunction with wet soils.

A corn plant's predisposition to develop fused tissue merging from the whorl (rattail) after the V-11 stage may increase when a product containing dicamba or other growth regulator herbicides [e.g. REQUIRE® Q (mp)] is applied to small corn (less than 4 inches in height) under early stressful conditions. See ENVIRONMENTAL CONDITIONS for a description of these stressful conditions.

Corn may be harvested or grazed for feed once the crop has reached the ensilage (milk) stage or later in maturity. However, do not graze, feed forage, grain or fodder (stover) from treated areas to livestock within 30 days of REQUIRE® Q (mp) application.

STORAGE AND DISPOSAL

Pesticide Storage: Store product in original container only. Do not contaminate water, other pesticides, fertilizer, food or feed in storage. Store in a cool, dry place.

Product Disposal: Do not contaminate water, food, or feed by disposal. Waste resulting from the use of this product may be disposed of on site or at an approved waste disposal facility.


Container Disposal: Completely empty the contents of the bag into application equipment. Then, dispose of the bag in a sanitary landfill, or by incineration, or, if allowed by State and local authorities, by burning. If burned, stay out of smoke.

NOTICE TO BUYER: Purchase of this material does not confer any rights under patents of countries outside of the United States.

This product includes ingredients that are covered under one or more of the following Bayer CropScience patents: 6,486,096; 6,569,805; 5,922,646; and 5,516,750.

Purchase of this product includes a license for use only as specified on this label. Any use, mixture or formulation of this product other than as described on this label is expressly not authorized.

The DuPont Oval Logo, DuPont™, REQUIRE®, ACCENT®, BASIS®, BREAKFREE®, STEADFAST® and CINCH® are trademarks or registered trademarks of E. I. duPont de Nemours and Company



"Harness", "Roundup Ready", "Roundup Original", "Roundup Weathermax" are registered trademarks of Monsanto Technology LLC

"Aztec", "Balance" and "Liberty" are registered trademarks of Bayer Crop Science

"Banvel", "Clarity", "Marksman", "Basagran", "Laddok" and "Outlook" are registered trademarks of BASF Corporation

"Force", "Lumax" and "Lexar" are registered trademarks of Syngenta Group company

"Counter", "Thimet", "Fortress" and "Impact" are registered trademarks of Amvac Chemical Corporation

"Lorsban" and "Starane" are registered trademarks of Dow Agro Sciences LLC

D - 1471 080409

LIMITATION OF WARRANTY AND LIABILITY

NOTICE: Read this Limitation of Warranty and Liability Before Buying or Using This Product. If the Terms Are Not Acceptable, Return the Product at Once, Unopened, and the Purchase Price Will Be Refunded.

It is impossible to eliminate all risks associated with the use of this product. Such risks arise from weather conditions, soil factors, off target movement, unconventional farming techniques, presence of other materials, the manner of use or application, or other unknown factors, all of which are beyond the control of DuPont. These risks can cause: ineffectiveness of the product, crop injury, or injury to non-target crops or plants. **WHEN YOU BUY OR USE THIS PRODUCT, YOU AGREE TO ACCEPT THESE RISKS.**

DuPont warrants that this product conforms to the chemical description on the label thereof and is reasonably fit for the purpose stated in the Directions for Use, subject to the inherent risks described above, when used in accordance with the Directions for Use under normal conditions.

TO THE EXTENT CONSISTENT WITH APPLICABLE LAW, DUPONT MAKES NO OTHER EXPRESS OR IMPLIED WARRANTY OF FITNESS OR OF MERCHANTABILITY OR ANY OTHER EXPRESS OR IMPLIED WARRANTY. TO THE EXTENT CONSISTENT WITH APPLICABLE LAW, IN NO EVENT SHALL DUPONT OR SELLER BE LIABLE FOR ANY INCIDENTAL, CONSEQUENTIAL OR SPECIAL DAMAGES RESULTING FROM THE USE OR HANDLING OF THIS PRODUCT. BUYER'S OR USER'S BARGAINED-FOR EXPECTATION IS CROP PROTECTION. TO THE EXTENT CONSISTENT WITH APPLICABLE LAW, THE EXCLUSIVE REMEDY OF THE USER OR BUYER AND THE EXCLUSIVE LIABILITY OF DUPONT OR SELLER, FOR ANY AND ALL CLAIMS, LOSSES, INJURIES OR DAMAGES (INCLUDING CLAIMS BASED ON BREACH OF WARRANTY OR CONTRACT, NEGLIGENCE, TORT OR STRICT LIABILITY), WHETHER FROM FAILURE TO PERFORM OR INJURY TO CROPS OR OTHER PLANTS, AND RESULTING FROM THE USE OR HANDLING OF THIS PRODUCT, SHALL BE THE RETURN OF THE PURCHASE PRICE OF THE PRODUCT, OR AT THE ELECTION OF DUPONT OR SELLER, THE REPLACEMENT OF THE PRODUCT.

To the extent consistent with applicable law that allows such requirement, DuPont or its Ag Retailer must have prompt notice of any claim so that an immediate inspection of buyer's or user's growing crops can be made. Buyer and all users shall promptly notify DuPont or a DuPont Ag Retailer of any claims, whether based on contract, negligence, strict liability, other tort or otherwise, or be barred from any remedy.

This Limitation of Warranty and Liability may not be amended by any oral or written agreement.

For product information call: 1-888-6-DUPONT
Internet address: <http://cropprotection.dupont.com/>

© 2008-2009 E. I. du Pont de Nemours and Company, Wilmington, Delaware 19898

All rights reserved.

